

Pickerington Local School District

Monthly Financial Report

Month Ending April 30, 2013



Timothy R. Jenkins, Treasurer

PICKERINGTON LOCAL SCHOOL DISTRICT

Reconciliation and Balance Form

Report at Close of Business: April 30, 2013

Cash Balance	\$ 59,447,789.68
Outstanding Checks	<u>\$ 1,739,522.12</u>
TOTAL ASSETS	\$ 61,187,311.80

Adjusted Depository Balance	\$ 7,069,415.88
Investments	<u>\$ 54,117,895.92</u>
TOTAL ASSETS	\$ 61,187,311.80

Depository Balance	\$ 7,068,930.38
Returned Checks	\$ 485.50
In Transit-credit card	<u>\$ -</u>
Adjusted Depository Balance	\$ 7,069,415.88

Fund #	Fund Description	FYTD	MTD	FYTD	Current	Current+Future	Remaining	Bank
Begin Balance	MTD Receipts	Receipts	Expenditures	Expenditures	Fund Balance	Encumbrances	Fund Balance	Code
001 0000	GENERAL FUND							
1,401,459.52	9,424,402.94	87,080,993.72	7,350,224.48	74,124,300.38	14,358,152.86	1,785,730.77	12,572,422.09	
001 9001 412	INSTR. SUPPLY AND TEXTBOOKS							
3,502,848.91	0.00	1,000,000.00	43,470.13	1,265,930.01	3,236,918.90	125,453.42	3,111,465.48	
001 9002 412	CAPITAL IMPROV AND MAINT							
5,854,133.55	0.00	0.00	6,100.80	65,139.71	5,788,993.84	171,740.90	5,617,252.94	
001 9003	BUILDING BLOCKS							
1,001,906.06	0.00	0.00	1,500.00	38,546.62	963,359.44	130,412.00	832,947.44	
001 9004	GENERAL FUND							
6,773.72	0.00	0.00	0.00	0.00	6,773.72	0.00	6,773.72	
001 9005	MAINTENANCE/CUSTODIAL SUPPLY							
925,291.46	0.00	1,477,300.00	54,220.43	1,336,893.90	1,065,697.56	451,510.38	614,187.18	
001 9194	BUS REIMBURSEMENT							
22,683.78	0.00	0.00	0.00	0.00	22,683.78	0.00	22,683.78	
TOTAL FOR Fund 001 - GENERAL:								
12,715,097.00	9,424,402.94	89,558,293.72	7,455,515.84	76,830,810.62	25,442,580.10	2,664,847.47	22,777,732.63	
002 9001	BOND RETIREMENT-DISTRICT							
15,323,413.28	838,722.51	14,576,175.34	4,964.90	12,557,281.49	17,342,307.13	0.00	17,342,307.13	
002 9002	BOND RETIREMENT-LIBRARY							
319,635.73	6,604.06	113,073.44	39.10	149,825.89	282,883.28	0.00	282,883.28	
TOTAL FOR Fund 002 - BOND RETIREMENT:								
15,643,049.01	845,326.57	14,689,248.78	5,004.00	12,707,107.38	17,625,190.41	0.00	17,625,190.41	
003 0000	PERMANENT IMPROVEMENT							
83,942.60	6,528.00	166,850.96	0.00	37,585.90	213,207.66	53,689.74	159,517.92	
003 9002	PERM IMPROVEMENT NATL SCHOOL FITNESS FOUNDTN							
331.82	0.00	0.00	0.00	0.00	331.82	0.00	331.82	
003 9013	PERMANENT IMPROVEMENT PROJECTS 2013							
0.00	0.00	1,200,000.00	0.00	0.00	1,200,000.00	0.00	1,200,000.00	
003 9100	RIDGEVIEW & CENTRAL CAPITAL DEVELOPMENT							
0.00	0.00	0.00	0.00	0.00	0.00	0.00	0.00	
003 9198	PERMANENT IMPROVEMENT LEVY							
96,623.45	0.00	0.00	0.00	4,982.88	91,640.57	91,640.57	0.00	

Fund #	Fund Description	FYTD	MTD	FYTD	Current	Current+Future	Remaining	Bank
Begin Balance	MTD Receipts	Receipts	Expenditures	Expenditures	Fund Balance	Encumbrances	Fund Balance	Code
003	9200 CAPITAL DEVELOPMENT							
	500,230.76	3,970.00	315,115.63	0.00	0.00	815,346.39	0.00	815,346.39
	TOTAL FOR Fund 003 - PERMANENT IMPROVEMENT:							
	681,128.63	10,498.00	1,681,966.59	0.00	42,568.78	2,320,526.44	145,330.31	2,175,196.13
004	9001 BUILDING FUND (NEW HS/JH)							
	97,968.32	0.00	0.00	0.00	87,168.00	10,800.32	1,900.00	8,900.32
004	9002 BUILDING FUND NORTH HIGH SCHOOL							
	0.00	0.00	0.00	0.00	0.00	0.00	0.00	0.00
004	9003 BUILDING FUND LAKEVIEW JUNIOR HIGH SCHOOL							
	0.00	0.00	0.00	0.00	0.00	0.00	0.00	0.00
004	9007 BUILDING FUND BUS-MAINTENANCE FACILITY							
	27,837.68	0.00	0.00	0.00	27,837.68	0.00	0.00	0.00
004	9008 SYCAMORE & TOLLGATE- INTEREST EARNINGS							
	196,007.64	0.00	1,449.60	0.00	197,457.24	0.00	0.00	0.00
004	9009 CAPITAL IMPROVEMENTS DISTRICTWIDE							
	1,211,583.26	153.91	359.45	0.00	634,912.88	577,029.83	185,332.68	391,697.15
004	9012 BUILDING FUND SYCAMORE ELEMENTARY							
	714,492.68	0.00	0.00	3,390.68	50,910.68	663,582.00	641,532.08	22,049.92
004	9013 BUILDING FUND TOLLGATE ELEM & MIDDLE SCHOOL							
	614,139.15	0.00	0.00	0.00	14,070.00-	628,209.15	607,035.00	21,174.15
004	9100 BUILDING FUND OSFC PROJECT (PHSC & RJH)							
	0.00	0.00	0.00	0.00	0.00	0.00	0.00	0.00
004	9105 BUILDING FUND OSFC PROJECT (PICK-VIOLET-FAIR)							
	0.00	0.00	0.00	0.00	0.00	0.00	0.00	0.00
004	9200 LOCALLY FUNDED INITIATIVE (LFI)							
	1,352,672.24	60.03	1,012.68	0.00	0.00	1,353,684.92	0.00	1,353,684.92
004	9898 BUILDING FUND (HARMON/DILEY/HERITAGE)							
	0.00	0.00	0.00	0.00	0.00	0.00	0.00	0.00
	TOTAL FOR Fund 004 - BUILDING:							
	4,214,700.97	213.94	2,821.73	3,390.68	984,216.48	3,233,306.22	1,435,799.76	1,797,506.46
006	0000 LUNCHROOM							
	981,310.55	392,712.64	3,495,929.73	344,456.77	3,086,241.71	1,390,998.57	232,213.75	1,158,784.82

Fund #	Fund Description	FYTD	MTD	FYTD	Current	Current+Future	Remaining	Bank
Begin Balance	MTD Receipts	Receipts	Expenditures	Expenditures	Fund Balance	Encumbrances	Fund Balance	Code
TOTAL FOR Fund 006 - FOOD SERVICE:								
981,310.55	392,712.64	3,495,929.73	344,456.77	3,086,241.71	1,390,998.57	232,213.75	1,158,784.82	
007 9001	PHS CENTRAL TRUST							
0.00	0.00	0.00	0.00	0.00	0.00	0.00	0.00	
007 9002	PHS NORTH TRUST							
163.71	0.00	0.00	0.00	0.00	163.71	0.00	163.71	
007 9003	LAKEVIEW JUNIOR HIGH TRUST							
1,143.46	0.00	450.00	0.00	199.00	1,394.46	0.00	1,394.46	
007 9004	RIDGEVIEW JUNIOR HIGH TRUST							
1,610.85	0.00	0.00	0.00	1,599.00	11.85	0.00	11.85	
007 9005	HERITAGE ELEM TRUST							
223.71	0.00	0.00	0.00	0.00	223.71	0.00	223.71	
007 9006	FAIRFIELD ELEM TRUST							
1,678.94	0.00	0.00	0.00	0.00	1,678.94	0.00	1,678.94	
007 9007	PICKERINGTON ELEM. TRUST							
2,844.86	0.00	0.00	0.00	0.00	2,844.86	0.00	2,844.86	
007 9008	VIOLET ELEM. TRUST							
596.70	0.00	0.00	0.00	0.00	596.70	0.00	596.70	
007 9009	TUSSING ELEM. TRUST							
1,517.30	0.00	0.00	0.00	0.00	1,517.30	0.00	1,517.30	
007 9010	HARMON MIDDLE SCHOOL TRUST							
3,165.41	0.00	143.35	0.00	1,084.00	2,224.76	795.00	1,429.76	
007 9011	DILEY MIDDLE SCHOOL TRUST							
804.16	0.00	0.00	120.00-	48.53-	852.69	120.00	732.69	
007 9012	SYCAMORE ELEM TRUST							
100.00	0.00	0.00	0.00	0.00	100.00	0.00	100.00	
007 9013	TOLLGATE ELEM TRUST							
0.00	0.00	0.00	0.00	0.00	0.00	0.00	0.00	
007 9014	TOLLGATE MIDDLE SCHOOL TRUST							
0.00	0.00	0.00	0.00	0.00	0.00	0.00	0.00	
007 9091	MEMORIAL FUND							
342.62	0.00	0.00	0.00	0.00	342.62	0.00	342.62	

Fund #	Fund Description	FYTD	MTD	FYTD	Current	Current+Future	Remaining	Bank
Begin Balance	MTD Receipts	Receipts	Expenditures	Expenditures	Fund Balance	Encumbrances	Fund Balance	Code
007 9100	SCHOLARSHIP SPECIAL TRUST (WINEGARDEN FUND)	0.00	0.00	0.00	0.00	0.00	0.00	
007 9101	SCHOLARSHIP SPECIAL TRUST (LARAIN HARRISON)	1,718.00	0.00	0.00	0.00	1,718.00	1,718.00	
007 9102	SCHOLARSHIP SPECIAL TRUST (DUSTIN DERGA)	0.00	0.00	0.00	0.00	0.00	0.00	
007 9133	HIGH SCHOOL CHORUS	110.02	0.00	0.00	0.00	110.02	110.02	
007 9210	INSTRUCTIONAL IMPROVEMENT	1,325.05	0.00	0.00	0.00	1,325.05	1,325.05	
	TOTAL FOR Fund 007 - SPECIAL TRUST:	17,344.79	0.00	593.35	120.00-	2,833.47	15,104.67	14,189.67
009 9001	UNIFORM SCHL SUPPLIES HARMON GR 5 WORKBOOKS	36.08	701.00	3,682.00	788.23-	7,066.55	3,348.47-	3,348.47-
009 9002	UNIFORM SCHL SUPPLIES HARMON GR 5 ART	788.23	0.00	0.00	788.23	788.23	0.00	0.00
009 9003	UNIFORM SCHL SUPPLIES HARMON GR 5 SCIENCE	1,610.08	181.00	893.00	0.00	712.74	1,790.34	1,405.34
009 9004	UNIFORM SCHL SUPPLIES HARMON GR 6 WORKBOOKS	11.48	480.00	3,643.00	0.00	6,646.46	2,991.98-	2,991.98-
009 9005	UNIFORM SCHL SUPPLIES HARMON GR 6 ART	0.00	0.00	0.00	0.00	0.00	0.00	0.00
009 9006	UNIFORM SCHL SUPPLIES HARMON GR 6 SCIENCE	757.86	120.00	930.00	0.00	278.62	1,409.24	1,409.24
009 9010	UNIFORM SCHL SUPPLIES DILEY GR 5 WORKBOOKS	8.87	240.00	3,084.00	124.17-	5,920.88	2,828.01-	2,828.01-
009 9011	UNIFORM SCHL SUPPLIES DILEY GR 5 ART	124.17	0.00	0.00	124.17	124.17	0.00	0.00
009 9012	UNIFORM SCHL SUPPLIES DILEY GR 5 SCIENCE	821.35	60.00	756.00	140.54	521.95	1,055.40	330.40
009 9013	UNIFORM SCHL SUPPLIES DILEY GR 6 WORKBOOKS	1,929.18	318.00	3,556.00	107.97-	6,218.95	733.77-	733.77-

Fund #	Fund Description	FYTD	MTD	FYTD	Current	Current+Future	Remaining	Bank	
Begin	Balance	Receipts	Expenditures	Expenditures	Fund Balance	Encumbrances	Fund Balance	Code	
009 9014	UNIFORM SCHL SUPPLIES DILEY GR 6 ART	107.97	0.00	0.00	107.97	107.97	0.00	0.00	0.00
009 9015	UNIFORM SCHL SUPPLIES DILEY GR 6 SCIENCE	1,276.55	102.00	1,274.00	0.00	1,131.26	1,419.29	300.00	1,119.29
009 9020	UNIFORM SCHL SUPPLIES TOLLGATE GR 5 WORKBOOKS	9.76	288.00	3,547.00	5.83-	6,282.74	2,725.98-	0.00	2,725.98-
009 9021	UNIFORM SCHL SUPPLIES TOLLGATE GR 5 ART	5.83	0.00	0.00	5.83	5.83	0.00	0.00	0.00
009 9022	UNIFORM SCHL SUPPLIES TOLLGATE GR 5 SCIENCE	137.83	72.00	882.00	0.00	606.95	412.88	250.00	162.88
009 9023	UNIFORM SCHL SUPPLIES TOLLGATE GR 6 WORKBOOKS	12.29	352.00	3,006.00	49.00-	5,526.45	2,508.16-	0.00	2,508.16-
009 9024	UNIFORM SCHL SUPPLIES TOLLGATE GR 6 ART	49.00	0.00	0.00	49.00	49.00	0.00	0.00	0.00
009 9025	UNIFORM SCHL SUPPLIES TOLLGATE GR 6 SCIENCE	243.88	128.00	1,076.00	0.00	246.45	1,073.43	250.00	823.43
009 9029	UNIFORM SCHL SUPPLIES TGMS SPEC EDUC	0.00	0.00	0.00	0.00	0.00	0.00	0.00	0.00
009 9030	UNIFORM SCHL SUPPLIES SYCAMORE ELEM KDG	3,405.69	20.00	1,560.00	0.00	1,966.46	2,999.23	0.00	2,999.23
009 9031	UNIFORM SCHL SUPPLIES SYCAMORE GR 1	0.00	27.00	792.00	0.00	0.00	792.00	675.00	117.00
009 9032	UNIFORM SCHL SUPPLIES SYCAMORE GR 2	0.00	44.00	569.00	211.26	283.17	285.83	143.84	141.99
009 9033	UNIFORM SCHL SUPPLIES SYCAMORE GR 3	400.58	42.50	879.50	98.40	98.40	1,181.68	0.00	1,181.68
009 9034	UNIFORM SCHL SUPPLIES SYCAMORE GR 4	621.16	20.00	517.50	0.00	0.00	1,138.66	427.00	711.66
009 9035	UNIFORM SCHL SUPPLIES SYCAMORE ELEM WORKBOOKS	256.75	411.50	8,078.50	0.00	10,160.14	1,824.89-	0.00	1,824.89-
009 9039	UNIFORM SCHL SUPPLIES SYCAMORE SPEC EDUC	0.00	0.00	0.00	0.00	0.00	0.00	0.00	0.00

Fund #	Fund Description	FYTD	MTD	FYTD	Current	Current+Future	Remaining	Bank	
Begin	Balance	MTD Receipts	Receipts	Expenditures	Expenditures	Fund Balance	Encumbrances	Fund Balance	Code
009 9040	UNIFORM SCHL SUPPLIES TOLLGATE ELEM KDG	488.48	60.00	1,040.00	0.00	535.13	993.35	475.00	518.35
009 9041	UNIFORM SCHL SUPPLIES TOLLGATE ELEM GR 1	0.00	10.00	280.00	0.00	0.00	280.00	0.00	280.00
009 9042	UNIFORM SCHL SUPPLIES TOLLGATE ELEM GR 2	0.00	10.00	265.00	0.00	0.00	265.00	0.00	265.00
009 9043	UNIFORM SCHL SUPPLIES TOLLGATE ELEM GR 3	48.47	15.00	416.50	0.00	0.00	464.97	170.00	294.97
009 9044	UNIFORM SCHL SUPPLIES TOLL GATE ELEM GR 4	550.00	0.00	0.00	0.00	0.00	550.00	0.00	550.00
009 9045	UNIFORM SCHL SUPPLIES TOLLGATE ELEM WORKBOOKS	86.36	210.00	4,634.25	0.00	7,732.90	3,012.29-	0.00	3,012.29-
009 9049	UNIFORM SCHL SUPPLIES TG Elem SPEC EDUC	0.00	0.00	0.00	0.00	0.00	0.00	0.00	0.00
009 9101	UNIFORM SCHL SUPPLIES PHS CENTRAL ART	3,940.82	709.50	6,379.25	410.00	6,606.84	3,713.23	300.00	3,413.23
009 9102	UNIFORM SCHL SUPPLIES PHS CENTRAL ENGLISH	552.78	351.50	3,378.75	0.00	8,699.15	4,767.62-	0.00	4,767.62-
009 9103	UNIFORM SCHL SUPPLIES PHS CENTRAL FOR LANG	824.49	978.00	8,738.00	2,207.88	20,948.17	11,385.68-	0.00	11,385.68-
009 9104	UNIFORM SCHL SUPPLIES PHS CENTRAL WORK & FAM	3,735.65	50.00	147.00	181.34	1,883.65	1,999.00	557.15	1,441.85
009 9105	UNIFORM SCHL SUPPLIES PHS CENTRAL IND TECH	4,357.88	1,245.00	8,559.00	1,595.91	13,008.03	91.15-	494.14	585.29-
009 9106	UNIFORM SCHL SUPPLIES PHS CENTRAL SCIENCE	4,737.00	1,360.00	9,729.00	394.89	6,913.76	7,552.24	1,652.07	5,900.17
009 9107	UNIFORM SCHL SUPPLIES PHS CENTRAL BUSINESS	355.50	0.00	0.00	0.00	0.00	355.50	0.00	355.50
009 9108	UNIFORM SCHL SUPPLIES PHS CENTRAL SOC STUD	1,216.99	280.00	1,656.00	3,750.00-	532.09	2,340.90	1,936.50	404.40
009 9109	UNIFORM SCHL SUPPLIES PHS CENTRAL SPEC ED	1,975.79	25.50	255.50	0.00	278.68	1,952.61	0.00	1,952.61

Fund #	Fund Description	FYTD	MTD	FYTD	Current	Current+Future	Remaining	Bank	
Begin Balance	MTD Receipts	Receipts	Expenditures	Expenditures	Fund Balance	Encumbrances	Fund Balance	Code	
009 9110	UNIFORM SCHL SUPPLIES PHS CENTRAL DRAMA	1,265.77	33.00	266.00	0.00	595.03	936.74	0.00	936.74
009 9111	UNIFORM SCHL SUPPLIES PHS CENTRAL PLANNERS	3,666.43	165.00	1,247.75	0.00	3,361.50	1,552.68	0.00	1,552.68
009 9112	UNIFORM SCHL SUPPLIES PHS CENTRAL OWE	215.07	0.00	0.00	0.00	0.00	215.07	0.00	215.07
009 9113	UNIFORM SCHL SUPPLIES PHS CENTRAL MARKETING	574.02	0.00	0.00	0.00	0.00	574.02	0.00	574.02
009 9114	UNIFORM SCHL SUPPLIES PHS CENTRAL MATH	180.00	0.00	193.00	0.00	0.00	373.00	0.00	373.00
009 9115	UNIFORM SCHL SUPPLIES PHSC SUCCESS ACADEMY	41.58	0.00	0.00	0.00	0.00	41.58	0.00	41.58
009 9116	UNIFORM SCHL SUPPLIES PHSC MUSIC THEORY	63.15	0.00	0.00	0.00	0.00	63.15	0.00	63.15
009 9117	UNIFORM SCHOOL SUPPLIES PHSC CHOIR ROBES	2,865.00	0.00	15.00	0.00	0.00	2,880.00	0.00	2,880.00
009 9201	UNIFORM SCHL SUPPLIES PHS NORTH ART	4,054.54	1,757.00	13,395.50	0.00	10,591.20	6,858.84	780.06	6,078.78
009 9202	UNIFORM SCHL SUPPLIES PHS NORTH ENGLISH	421.86	646.50	5,186.00	0.00	5,855.70	247.84-	1,913.50	2,161.34-
009 9203	UNIFORM SCHL SUPPLIES PHS NORTH FOREIGN LANG	1,151.79	1,774.00	11,477.00	0.00	20,909.75	8,280.96-	3,270.73	11,551.69-
009 9204	UNIFORM SCHL SUPPLIES PHS NORTH WORK & FAMILY	4,164.41	60.00	352.00	88.05	811.12	3,705.29	1,000.00	2,705.29
009 9205	UNIFORM SCHL SUPPLIES PHS NORTH IND TECH	3,512.44	1,338.00	7,161.00	1,155.63	6,815.18	3,858.26	359.98	3,498.28
009 9206	UNIFORM SCHL SUPPLIES PHS NORTH SCIENCE	5,379.05	3,292.00	18,041.50	424.73	9,453.48	13,967.07	1,768.07	12,199.00
009 9207	UNIFORM SCHL SUPPLIES PHS NORTH BUSINESS	2,032.47	0.00	5.00	0.00	0.00	2,037.47	0.00	2,037.47
009 9208	UNIFORM SCHL SUPPLIES PHS NORTH SOCIAL STUD	1,994.27	520.00	2,762.00	0.00	3,829.18	927.09	0.00	927.09

Fund #	Fund Description	FYTD	MTD	FYTD	Current	Current+Future	Remaining	Bank	
Begin Balance	MTD Receipts	Receipts	Expenditures	Expenditures	Fund Balance	Encumbrances	Fund Balance	Code	
009 9209	UNIFORM SCHL SUPPLIES PHS NORTH SPECIAL ED	1,313.20	6.25	154.25	0.00	117.77	1,349.68	250.00	1,099.68
009 9210	UNIFORM SCHL SUPPLIES PHS NORTH THEATRE	695.92	38.00	252.00	0.00	0.00	947.92	0.00	947.92
009 9211	UNIFORM SCHL SUPPLIES PHS NORTH PLANNERS	3,288.59	316.50	1,916.50	0.00	3,451.00	1,754.09	0.00	1,754.09
009 9212	UNIFORM SCHL SUPPLIES PHS NORTH CBI-OWE	0.87	0.00	0.00	0.00	0.00	0.87	0.00	0.87
009 9214	UNIFORM SCHL SUPPLIES PHS NORTH MATH	126.35	12.00	108.00	0.00	0.00	234.35	0.00	234.35
009 9301	UNIFORM SCHL SUPPLIES LAKEVIEW ART	6,769.40	510.00	4,242.00	0.00	3,496.35	7,515.05	985.00	6,530.05
009 9302	UNIFORM SCHL SUPPLIES LAKEVIEW ENGLISH	1,412.31	54.00	478.00	0.00	0.00	1,890.31	70.00	1,820.31
009 9303	UNIFORM SCHL SUPPLIES LAKEVIEW FOREIGN LANG	307.40	241.25	2,831.50	1,675.00-	2,952.90	186.00	0.00	186.00
009 9304	UNIFORM SCHL SUPPLIES LAKEVIEW IND TECH	5,486.87	630.00	5,153.00	0.00	4,500.43	6,139.44	1,489.60	4,649.84
009 9306	UNIFORM SCHL SUPPLIES LAKEVIEW SCIENCE	3,167.71	597.00	6,249.50	306.33	3,563.78	5,853.43	234.49	5,618.94
009 9307	UNIFORM SCHL SUPPLIES LAKEVIEW SOCIAL STUD	3,208.39	265.00	2,392.50	0.00	0.00	5,600.89	70.00	5,530.89
009 9308	UNIFORM SCHL SUPPLIES LAKEVIEW SPECIAL EDUC	217.60	0.00	0.00	0.00	0.00	217.60	0.00	217.60
009 9309	UNIFORM SCHL SUPPLIES LAKEVIEW HOME ECON	3,107.98	0.00	37.00	1,675.00	1,675.00	1,469.98	0.00	1,469.98
009 9310	UNIFORM SCHL SUPPLIES LAKEVIEW PLANNERS	2,758.38	285.00	2,500.00	0.00	3,700.00	1,558.38	0.00	1,558.38
009 9320	UNIFORM SCHL SUPPLIES LAKEVIEW THEATRE	244.00	20.00	142.00	0.00	0.00	386.00	0.00	386.00
009 9401	UNIFORM SCHL SUPPLIES RIDGEVIEW ART	3,369.70	720.00	4,162.00	0.00	2,460.62	5,071.08	0.00	5,071.08

Fund #	Fund Description	FYTD	MTD	FYTD	Current	Current+Future	Remaining	Bank	
Begin	Balance	Receipts	Expenditures	Expenditures	Fund Balance	Encumbrances	Fund Balance	Code	
009 9402	UNIFORM SCHL SUPPLIES RIDGEVIEW ENGLISH	1,009.00	53.00	448.00	0.00	1,155.00	302.00	0.00	302.00
009 9403	UNIFORM SCHL SUPPLIES RIDGEVIEW FOREIGN LANG	197.16	439.00	3,020.00	1,432.76-	3,104.08	113.08	0.00	113.08
009 9404	UNIFORM SCHL SUPPLIES RIDGEVIEW IND TECH	3,362.77	600.00	5,056.00	0.00	883.25	7,535.52	122.24	7,413.28
009 9406	UNIFORM SCHL SUPPLIES RIDGEVIEW SCIENCE	3,661.31	767.50	5,740.00	0.00	1,710.33	7,690.98	0.00	7,690.98
009 9407	UNIFORM SCHL SUPPLIES RIDGEVIEW SOCIAL STUD	3,859.03	307.50	2,165.00	0.00	2,034.45	3,989.58	0.00	3,989.58
009 9408	UNIFORM SCHL SUPPLIES RIDGEVIEW SPECIAL EDUC	325.00	0.00	0.00	0.00	0.00	325.00	0.00	325.00
009 9409	UNIFORM SCHL SUPPLIES RIDGEVIEW HOME ECON	3,035.76	0.00	29.00	3,064.76	3,064.76	0.00	0.00	0.00
009 9410	UNIFORM SCHL SUPPLIES RIDGEVIEW PLANNERS	156.85	310.50	2,200.00	1,632.00-	2,068.00	288.85	0.00	288.85
009 9420	UNIFORM SCHL SUPPLIES RIDGEVIEW THEATRE	238.00	28.00	156.00	0.00	0.00	394.00	0.00	394.00
009 9501	UNIFORM SCHL SUPPLIES HERITAGE GR 1	0.00	14.00	64.00	0.00	0.00	64.00	0.00	64.00
009 9502	UNIFORM SCHL SUPPLIES HERITAGE GR 2	18.16	15.00	110.00	0.00	0.00	128.16	0.00	128.16
009 9503	UNIFORM SCHL SUPPLIES HERITAGE GR 3	15.02	118.75	413.25	0.00	0.00	428.27	0.00	428.27
009 9504	UNIFORM SCHL SUPPLIES HERITAGE GR 4 SCIENCE	749.33	90.00	319.50	0.00	0.00	1,068.83	696.44	372.39
009 9507	UNIFORM SCHL SUPPLIES HERITAGE ART	20.00	0.00	0.00	0.00	0.00	20.00	0.00	20.00
009 9509	UNIFORM SCHL SUPPLIES HERITAGE GR 6 SCIENCE	0.00	0.00	0.00	0.00	0.00	0.00	0.00	0.00
009 9514	UNIFORM SCHL SUPPLIES HE KIND SUPPLIES	1,969.11	60.00	680.00	0.00	0.00	2,649.11	161.91	2,487.20

Fund #	Fund Description	FYTD	MTD	FYTD	Current	Current+Future	Remaining	Bank	
Begin	Balance	MTD Receipts	Receipts	Expenditures	Expenditures	Fund Balance	Encumbrances	Fund Balance	Code
009 9516	UNIFORM SCHL SUPPLIES HE WORKBOOKS	185.29	791.25	3,247.25	0.00	6,610.59	3,178.05-	0.00	3,178.05-
009 9601	UNIFORM SCHL SUPPLIES FE GRADE 1	0.00	12.00	128.00	0.00	0.00	128.00	0.00	128.00
009 9602	UNIFORM SCHL SUPPLIES FE GRADE 2	0.00	25.00	180.00	0.00	0.00	180.00	0.00	180.00
009 9603	UNIFORM SCHL SUPPLIES FE GRADE 3	294.32	90.00	560.00	0.00	154.31	700.01	609.67	90.34
009 9604	UNIFORM SCHL SUPPLIES FE GRADE 4	51.56	35.00	310.00	0.00	0.00	361.56	326.00	35.56
009 9614	UNIFORM SCHL SUPPLIES FE KIND SUPPLIES	492.90	100.00	880.00	537.30	1,229.86	143.04	43.00	100.04
009 9616	UNIFORM SCHL SUPPLIES FE WORKBOOKS	58.35	508.00	3,725.25	0.00	6,873.27	3,089.67-	0.00	3,089.67-
009 9701	UNIFORM SCHL SUPPLIES PE GRADE 1	0.00	21.00	292.00	386.00-	270.32	21.68	0.00	21.68
009 9702	UNIFORM SCHL SUPPLIES PE GRADE 2	0.00	12.50	514.00	388.68-	1,050.76	536.76-	0.00	536.76-
009 9703	UNIFORM SCHL SUPPLIES PE GRADE 3 LANG ARTS	490.12	13.50	337.50	0.00	1,895.04	1,067.42-	0.00	1,067.42-
009 9704	UNIFORM SCHL SUPPLIES PE GRADE 4 SCIENCE	770.18	0.00	4.50	774.68	774.68	0.00	0.00	0.00
009 9714	UNIFORM SCHL SUPPLIES PE KIND SUPPLIES	2,015.33	20.00	1,000.00	0.00	913.07	2,102.26	66.04	2,036.22
009 9716	UNIFORM SCHL SUPPLIES PE WORKBOOKS	14.08	165.50	5,420.00	0.00	5,253.34	180.74	0.00	180.74
009 9803	UNIFORM SCHL SUPPLIES VE GRADE 3	51.60	20.00	205.00	0.00	112.56	144.04	124.96	19.08
009 9804	UNIFORM SCHL SUPPLIES VE GRADE 4	23.12	22.50	202.50	0.00	95.66	129.96	111.96	18.00
009 9814	UNIFORM SCHL SUPPLIES VE KIND SUPPLIES	867.99	120.00	740.00	135.48	866.72	741.27	0.00	741.27

Fund #	Fund Description	FYTD	MTD	FYTD	Current	Current+Future	Remaining	Bank	
Begin	Balance	MTD Receipts	Receipts	Expenditures	Expenditures	Fund Balance	Encumbrances	Fund Balance	Code
009 9816	UNIFORM SCHL SUPPLIES VE WORKBOOKS	14.15	352.50	4,276.50	0.00	8,612.03	4,321.38-	0.00	4,321.38-
009 9900	UNIFORM SCHL SUPPLIES TE KIND SUPPLIES	1,540.46	82.00	362.00	0.00	128.34	1,774.12	223.99	1,550.13
009 9901	UNIFORM SCHL SUPPLIES TUSSING GRADE 1	0.00	24.00	119.00	0.00	0.00	119.00	0.00	119.00
009 9902	UNIFORM SCHL SUPPLIES TUSSING GRADE 2	0.00	8.00	42.00	0.00	0.00	42.00	0.00	42.00
009 9903	UNIFORM SCHL SUPPLIES TUSSING GRADE 3	23.63	2.00	28.00	0.00	0.00	51.63	0.00	51.63
009 9904	UNIFORM SCHL SUPPLIES TUSSING GR 4	81.77	12.50	37.50	0.00	0.00	119.27	0.00	119.27
009 9905	HERITAGE OUTDOOR EDUCATION	0.00	0.00	0.00	0.00	0.00	0.00	0.00	0.00
009 9910	HARMON OUTDOOR EDUCATION	75.00	430.00-	33,950.00	31,801.87	31,801.87	2,223.13	0.00	2,223.13
009 9911	DILEY OUTDOOR EDUCATION	688.05	31,150.41	44,759.41	0.00	0.00	45,447.46	38,660.00	6,787.46
009 9914	TOLLGATE OUTDOOR EDUCATION	0.00	17,442.00	26,622.00	0.00	0.00	26,622.00	31,603.00	4,981.00-
009 9916	UNIFORM SCHL SUPPLIES TE WORKBOOKS	100.78	329.50	1,552.10	0.00	10,962.97	9,310.09-	0.00	9,310.09-
TOTAL FOR Fund 009 - UNIFORM SCHOOL SUPPLIES:		128,996.50	75,924.41	324,819.01	35,939.61	301,647.02	152,168.49	93,681.34	58,487.15
010 9009	CFAP LOCAL SHARE PROJECT CONSTRUCTION FUND	1,219,124.74	54.10	912.69	0.00	0.00	1,220,037.43	0.00	1,220,037.43
010 9015	CFAP STATE SHARE PROJECT CONSTRUCTION FUND	6,026,557.60	9.60	266,314.00	77,500.38	6,108,597.78	184,273.82	1,409,828.34	1,225,554.52-
TOTAL FOR Fund 010 - CLASSROOM FACILITIES:		7,245,682.34	63.70	267,226.69	77,500.38	6,108,597.78	1,404,311.25	1,409,828.34	5,517.09-
018 9100	CENTRAL ATHLETIC VENDING	119.10	0.00	0.00	0.00	0.00	119.10	0.00	119.10

Fund #	Fund Description	FYTD	MTD	FYTD	Current	Current+Future	Remaining	Bank	
Begin	Balance	Receipts	Expenditures	Expenditures	Fund Balance	Encumbrances	Fund Balance	Code	
018 9110	HARMON MIDDLE SCHOOL	667.22	55.19	334.66	0.00	362.10	639.78	0.00	639.78
018 9111	DILEY MIDDLE SCHOOL	1,534.56	35.80	291.16	78.73	741.03	1,084.69	262.50	822.19
018 9112	SYCAMORE ELEMENTARY VENDING	6,630.87	551.52	3,705.40	0.00	3,459.75	6,876.52	425.00	6,451.52
018 9113	TOLLGATE ELEMENTARY VENDING	456.09	0.00	105.97	0.00	335.95	226.11	0.00	226.11
018 9114	TOLLGATE MIDDLE SCHOOL VENDING	248.03	23.98	142.50	0.00	250.00-	640.53	475.00	165.53
018 9179	PHSC SERVICE LEARNING	7,041.11	121.89	8,542.39	822.32	7,206.64	8,376.86	1,172.50	7,204.36
018 9180	PRIDE	72.00	0.00	0.00	0.00	0.00	72.00	0.00	72.00
018 9181	CENTRAL HIGH SCHOOL	11,856.66	4,197.56	17,623.36	8,212.60	21,426.28	8,053.74	5,181.80	2,871.94
018 9182	NORTH HIGH SCHOOL	28,703.13	226.78	2,751.44	137.39	1,395.41	30,059.16	0.00	30,059.16
018 9183	LAKEVIEW JUNIOR HIGH	3,730.33	0.00	6,312.21	1,106.63	1,171.07	8,871.47	1,101.12	7,770.35
018 9184	RIDGEVIEW JUNIOR HIGH	4,722.68	155.70	4,656.15	165.93	3,577.99	5,800.84	1,240.79	4,560.05
018 9185	HERITAGE ELEMENTARY	1,141.07	83.99	2,072.90	200.00	2,719.19	494.78	166.00	328.78
018 9186	FAIRFIELD ELEMENTARY	4,142.62	354.84	8,715.03	368.13	4,150.28	8,707.37	4,544.37	4,163.00
018 9187	PICKERINGTON ELEMENTARY	2,577.71	60.73	332.88	154.95	1,553.87	1,356.72	1,058.90	297.82
018 9188	VIOLET ELEMENTARY	1,468.07	378.26	757.74	144.00	1,000.40	1,225.41	275.45	949.96
018 9189	TUSSING ELEMENTARY	2,369.26	58.01	560.28	0.00	54.20-	2,983.74	36.00	2,947.74

Fund #	Fund Description	FYTD	MTD	FYTD	Current	Current+Future	Remaining	Bank
Begin	Balance	Receipts	Expenditures	Expenditures	Fund Balance	Encumbrances	Fund Balance	Code
018 9190	SUMMER ACADEMY	19,930.00	22,477.30-	22,268.39	158,377.01	54,181.50	104,195.51	
	160,715.40	2,540.00						
018 9200	NORTH ATHLETIC VENDING	0.00	0.00	0.00	0.36	0.00	0.36	
	0.36	0.00						
018 9300	LAKEVIEW ATHLETIC VENDING	0.00	0.00	677.00	2,340.51	0.00	2,340.51	
	3,017.51	0.00						
018 9400	RIDGEVIEW ATHLETIC VENDING	0.00	0.00	0.00	1,517.29	0.00	1,517.29	
	1,517.29	0.00						
018 9500	21st CENTURY SUPPORT FUND	0.00	0.00	76.74	0.00	0.00	0.00	
	76.74	0.00						
	TOTAL FOR Fund 018 - PUBLIC SCHOOL SUPPORT:							
	242,807.81	8,844.25	76,834.07	11,086.62-	71,817.89	247,823.99	70,120.93	177,703.06
019 9001	CENTRAL HIGH SCHOOL OTHER GRANTS	4,445.24	0.00	1,760.38	3,657.49	300.95	3,356.54	
	972.63	0.00						
019 9003	PAY-TO-PARTICIPATE ACTIVITIES	817,671.42	56,996.54	682,721.37	318,853.49	0.00	318,853.49	
	183,903.44	115,928.25						
019 9004	TOYOTA GRANT	0.00	0.00	300.06	0.00	0.00	0.00	
	300.06	0.00						
019 9005	JENNINGS FOUNDATION-2004 MATH EXCELLENCE-WALL	0.00	0.00	3.46	0.00	0.00	0.00	
	3.46	0.00						
019 9006	AMERICAN CHEMISTRY COUNCIL GRANT (ROEPCKE)	0.00	0.00	0.00	1,029.67	0.00	1,029.67	
	1,029.67	0.00						
019 9007	BUS - MAINTENANCE FACILITY	0.00	0.00	2,291.75	146,484.29	1,158.75	145,325.54	
	148,776.04	0.00						
019 9008	MARTHA JENNINGS FOUNDATION GRANT - FORREST	0.00	0.00	0.00	92.49	0.00	92.49	
	92.49	0.00						
019 9009	AMERICAN CHEMICAL SOCIETY (FULTZ & CONWAY)	0.00	0.00	0.00	0.00	0.00	0.00	
	0.00	0.00						
019 9010	COCA COLA BOTTLING COMPANIES	18,220.31	0.00	0.00	64,495.56	0.00	64,495.56	
	46,275.25	0.00						
019 9013	TOSHIBA GRANT for DILEY MIDDLE SCHOOL	0.00	0.00	4.72	0.00	0.00	0.00	
	4.72	0.00						

Fund #	Fund Description	FYTD	MTD	FYTD	Current	Current+Future	Remaining	Bank
Begin	Balance	Receipts	Expenditures	Expenditures	Fund Balance	Encumbrances	Fund Balance	Code
019 9017	FY09 OHIO ARTS COUNCIL RESIDENCY GRANT	0.00	0.00	0.00	0.00	0.00	0.00	
019 9018	PERFORMANCE ASSESSMENT PILOT PROJECT 2009-10	1,045.02	0.00	0.00	0.00	1,045.02	1,045.02	
019 9019	W.I.S.E PROGRAM (RJH INTERVENTION-UNITED WAY)	1,505.01-	1,643.33	16,433.30	2,341.65	14,817.40	110.89	110.89
019 9020	JENNINGS FNDTN-COMMUNITY LEARNERS (GUETH)	0.00	0.00	0.00	0.00	0.00	0.00	0.00
019 9021	JENNINGS FOUNDATION-LISTENING CTR (RESLER)	0.00	0.00	0.00	0.00	0.00	0.00	0.00
019 9022	OHIO SCHOOL COUNSELOR ASSN AWARD (FARBIZO)	379.84	0.00	0.00	0.00	379.84	379.84	
019 9023	JENNINGS AWARD (LONG)	13.64	0.00	0.00	0.00	13.64	0.00	0.00
019 9024	OHIO SCHOOL COUNSELOR ASSN - RJH EQUINE (FAIR)	0.00	0.00	0.00	0.00	0.00	0.00	0.00
019 9025	PERFORMING ARTS CENTERS FACILITY RENTAL	30,512.06	10,138.00	65,598.00	7,931.35	75,113.61	20,996.45	5,234.12
019 9026	ATHLETIC FACILITY RENTAL	18,598.44	2,877.00	32,834.50	0.00	10,500.00	40,932.94	40,932.94
019 9027	SSCO-WALTER B. BARBE AWARD (CHRISTA RALPH)	23.06	0.00	0.00	0.00	23.06	0.00	0.00
019 9028	SSCO-WALTER B. BARBE AWARD (BRIAN HOLLAND)	0.00	0.00	0.00	0.00	0.00	0.00	0.00
019 9029	SSCO-WALTER B. BARBE AWARD (BLYTHE WOOD)	0.00	0.00	0.00	0.00	0.00	0.00	0.00
019 9030	SSCO-WALTER B. BARBE AWARD (RALPH BAUERS)	27.45	0.00	0.00	0.00	27.45	0.00	0.00
019 9031	JENNINGS AWARD - iPADS (DEYO)	0.00	0.00	0.00	0.00	0.00	0.00	0.00
019 9032	PHSC AM MATHEMATICAL SOCIETY AWARD (BALKO)	1,000.00	0.00	0.00	0.00	1,000.00	1,000.00	0.00

Fund #	Fund Description	FYTD	MTD	FYTD	Current	Current+Future	Remaining	Bank	
Begin	MTD	Receipts	Expenditures	Expenditures	Fund Balance	Encumbrances	Fund Balance	Code	
Balance	Receipts								
019 9033	OAC ARTIST IN RESIDENCE (110047-SHERIDAN)	0.00	0.00	0.00	0.00	0.00	0.00		
019 9034	FY12 JENNINGS-21st CENTURY MODEL (MEIGEL)	4,785.00	0.00	0.00	4,782.61	2.39	0.00	2.39	
019 9035	FY12 JENNINGS -SUPERINTENDENT'S AWARD	3,376.26	0.00	0.00	0.00	3,376.26	0.00	3,376.26	
019 9036	FY12 JENNINGS AWARD (HECK-LISTENING CENTER)	2,980.00	0.00	0.00	2,980.00	0.00	0.00	0.00	
019 9037	BATTELLE FOR KIDS (L ROSS Spec Ed)	5,398.64	0.00	0.00	0.00	5,398.64	0.00	5,398.64	
019 9040	PICKERINGTON EDUCATION FOUNDATION MINI GRANTS	0.00	0.00	4,997.87	4,997.87	0.00	0.00	0.00	
019 9049	WISE PROGRAM-LAKEVIEW JH	0.00	0.00	0.00	935.15	935.15-	0.00	935.15-	
019 9060	DOMINION FOUNDATION (FORREST)	0.00	0.00	0.00	0.00	0.00	0.00	0.00	
019 9100	TRACK RENOVATION	1,500.00	0.00	0.00	0.00	1,500.00	0.00	1,500.00	
019 9138	PLSD SPECIAL OLYMPICS	0.00	0.00	581.59	0.00	581.59	0.00	581.59	
019 9140	FUEL UP TO PLAY 60 SYCAMORE	0.00	0.00	2,200.00	1,000.00	1,200.00	0.00	1,200.00	
019 9200	NORTH HIGH SCHOOL OTHER GRANTS	18,690.67	6,455.00	48,662.52	16,571.20	36,828.38	30,524.81	11,446.20	19,078.61
019 9500	BAND UNIFORM REPLACEMENT FUND	77,898.65	40.00	12,930.00	0.00	0.00	90,828.65	62,859.80	27,968.85
019 9600	MUSIC REVOLVING FUND	49,007.00	0.00	0.00	0.00	49,007.00	0.00	49,007.00	
TOTAL FOR Fund 019 - OTHER GRANT:		595,088.48	137,081.58	1,024,574.75	85,775.89	839,100.91	780,562.32	80,999.82	699,562.50
022 9000	FLEXIBLE SPENDING ACCOUNT	3,646.17	7,682.96	85,745.35	7,195.76	81,755.29	7,636.23	0.00	7,636.23

Fund #	Fund Description	FYTD	MTD	FYTD	Current	Current+Future	Remaining	Bank
Begin Balance	MTD Receipts	Receipts	Expenditures	Expenditures	Fund Balance	Encumbrances	Fund Balance	Code
022 9501	OHSAA TOURNAMENT - PHS CENTRAL							
	0.00	0.00	23,313.00	1,453.08	23,225.71	87.29	0.00	87.29
022 9503	OHSAA TOURNAMENT - PHS NORTH							
	0.00	0.00	31,306.00	6,922.88	29,041.55	2,264.45	0.00	2,264.45
	TOTAL FOR Fund 022 - DISTRICT AGENCY:							
	3,646.17	7,682.96	140,364.35	15,571.72	134,022.55	9,987.97	0.00	9,987.97
024 9000	EMPLOYEE BENEFITS SELF-INSURANCE							
	12,512.72	0.00	0.00	0.00	0.00	12,512.72	0.00	12,512.72
	TOTAL FOR Fund 024 - EMPLOYEE BENEFITS SELF INS.:							
	12,512.72	0.00	0.00	0.00	0.00	12,512.72	0.00	12,512.72
034 9003	OSFC CLASSROOM-FACILITY MAINTENANCE							
	3,744,131.93	25,346.54	436,738.19	24,919.49	618,465.60	3,562,404.52	110,524.55	3,451,879.97
034 9098	FAIRFIELD CLASSROOM FACILITY MAINT							
	199,648.90	0.00	0.00	0.00	0.00	199,648.90	0.00	199,648.90
	TOTAL FOR Fund 034 - CLASSROOM FACILITIES MAINT.:							
	3,943,780.83	25,346.54	436,738.19	24,919.49	618,465.60	3,762,053.42	110,524.55	3,651,528.87
035 9000	TERMINATION BENEFITS							
	300,000.00	0.00	2,000,000.00	0.00	0.00	2,300,000.00	0.00	2,300,000.00
	TOTAL FOR Fund 035 - TERMINATION BENEFITS - HB426:							
	300,000.00	0.00	2,000,000.00	0.00	0.00	2,300,000.00	0.00	2,300,000.00
200 9111	CENTRAL ART CLUB							
	705.94	0.00	1,040.00	0.00	809.82	936.12	182.30	753.82
200 9117	CENTRAL SCIENCE OLYMPIAD							
	0.00	0.00	0.00	0.00	0.00	0.00	0.00	0.00
200 9118	CENTRAL ECOLOGY CLUB							
	13.20	0.00	0.00	0.00	0.00	13.20	0.00	13.20
200 9125	CENTRAL FRENCH CLUB							
	340.97	0.00	601.50	0.00	560.09	382.38	33.34	349.04
200 9126	CENTRAL GERMAN CLUB							
	1,520.29	0.00	1,145.00	145.78	1,583.69	1,081.60	33.33	1,048.27
200 9128	CENTRAL SPANISH CLUB							
	1,185.98	0.00	1,060.00	0.00	1,194.40	1,051.58	33.33	1,018.25

Fund #	Fund Description	FYTD	MTD	FYTD	Current	Current+Future	Remaining	Bank	
Begin	Balance	Receipts	Expenditures	Expenditures	Fund Balance	Encumbrances	Fund Balance	Code	
		MTD Receipts							
200 9133	CENTRAL CHORUS CLUB	0.00	0.00	0.00	0.00	0.00	0.00		
200 9141	CENTRAL NATIONAL HONOR SOCIETY	1,669.42	0.00	528.00	0.00	1,690.75	506.67	577.50	70.83-
200 9310	CENTRAL DECA CLUB	35,174.60	1,250.70	20,382.96	1,868.75	19,580.60	35,976.96	7,234.40	28,742.56
200 9320	CENTRAL FCCLA (FAMILY CAREER COMMUNITY LEAD)	229.02	0.00	0.00	0.00	0.00	229.02	0.00	229.02
200 9351	CENTRAL INDUSTRIAL TECH CLUB	579.05	0.00	180.00	0.00	334.51	424.54	75.00	349.54
200 9390	CENTRAL CAREER BASED INSTRUCTION (OWE)	0.00	0.00	0.00	0.00	0.00	0.00	0.00	0.00
200 9559	CENTRAL SKI CLUB (SEE 200-9909)	0.00	0.00	0.00	0.00	0.00	0.00	0.00	0.00
200 9611	CENTRAL STUDENT COUNCIL	5,037.03	132.00	8,932.68	0.00	6,862.44	7,107.27	576.20	6,531.07
200 9614	RIDGEVIEW STUDENT COUNCIL	7,766.41	0.00	0.00	0.00	1,322.37	6,444.04	0.00	6,444.04
200 9615	LAKEVIEW STUDENT COUNCIL	8,711.73	0.00	0.00	0.00	2,471.15	6,240.58	651.53	5,589.05
200 9630	CENTRAL SADD	6,783.94	1,470.00	5,706.80	5,528.85	8,866.21	3,624.53	386.80	3,237.73
200 9631	CENTRAL PEER MEDIATION	0.00	0.00	0.00	0.00	0.00	0.00	0.00	0.00
200 9632	PHSC SUNNY-SIDE UP PROGRAM	995.17	0.00	5,171.00	124.53	5,807.81	358.36	445.00	86.64-
200 9639	CENTRAL CLASS OF 2009 (CLOSED)	0.00	0.00	0.00	0.00	0.00	0.00	0.00	0.00
200 9640	CENTRAL CLASS OF 2010 (CLOSED)	0.00	0.00	0.00	0.00	0.00	0.00	0.00	0.00
200 9641	CENTRAL CLASS OF 2011 (CLOSED)	0.00	0.00	0.00	0.00	0.00	0.00	0.00	0.00

Fund #	Fund Description	FYTD	MTD	FYTD	Current	Current+Future	Remaining	Bank	
Begin	Balance	Receipts	Expenditures	Expenditures	Fund Balance	Encumbrances	Fund Balance	Code	
200 9642	CENTRAL CLASS OF 2012 (CLOSED)	2,481.22	0.00	0.00	0.00	2,481.22	0.00	0.00	0.00
200 9643	CENTRAL CLASS OF 2013 (SENIOR)	2,305.66	0.00	980.00	0.00	693.00	2,592.66	2,017.50	575.16
200 9644	CENTRAL CLASS OF 2014 (JUNIOR)	11.87	20,955.00	21,140.60	533.85	7,228.85	13,923.62	15,304.24	1,380.62-
200 9645	CENTRAL CLASS OF 2015 (SOPHOMORE)	0.00	0.00	0.00	0.00	0.00	0.00	0.00	0.00
200 9646	CENTRAL CLASS OF 2016 (FRESHMEN)	0.00	0.00	0.00	0.00	0.00	0.00	0.00	0.00
200 9676	CENTRAL CLASS OF 2006 (CLOSED)	0.00	0.00	0.00	0.00	0.00	0.00	0.00	0.00
200 9677	CENTRAL CLASS OF 2007 (CLOSED)	0.00	0.00	0.00	0.00	0.00	0.00	0.00	0.00
200 9678	CENTRAL CLASS OF 2008 (CLOSED)	0.00	0.00	0.00	0.00	0.00	0.00	0.00	0.00
200 9679	NORTH HIGH YEARBOOK	33,796.15	0.00	2,280.00	0.00	28,873.63	7,202.52	0.00	7,202.52
200 9680	CENTRAL HIGH YEARBOOK	19,696.55	2,190.00	20,780.00	8,715.15	29,415.55	11,061.00	0.00	11,061.00
200 9681	RIDGEVIEW YEARBOOK	1,814.95	328.00	475.00	1,036.93	2,043.78	246.17	0.00	246.17
200 9682	CENTRAL LITERARY MAGAZINE	658.68	0.00	0.00	0.00	0.00	658.68	0.00	658.68
200 9683	LAKEVIEW YEARBOOK	7,402.04	526.40	494.40	0.00	5,955.20	1,941.24	0.00	1,941.24
200 9691	CENTRAL INSIGHTS NEWSPAPER	658.63	0.00	0.00	0.00	0.00	658.63	0.00	658.63
200 9901	NORTH ART CLUB	2,121.79	0.00	1,094.00	0.00	2,868.57	347.22	15.00	332.22
200 9903	NORTH FRENCH CLUB	310.45	0.00	240.00	0.00	239.00	311.45	0.00	311.45

Fund #	Fund Description	FYTD	MTD	FYTD	Current	Current+Future	Remaining	Bank	
Begin	Balance	Receipts	Expenditures	Expenditures	Fund Balance	Encumbrances	Fund Balance	Code	
200 9904	NORTH GERMAN CLUB	417.68	0.00	0.00	23.75	393.93	0.00	393.93	
200 9905	NORTH SPANISH CLUB	252.30	0.00	0.00	0.00	252.30	0.00	252.30	
200 9906	NORTH NATIONAL HONOR SOCIETY	4,794.44	50.00	719.50	674.59	2,007.54	3,506.40	1,193.00	2,313.40
200 9907	NORTH FCCLA (FAMILY CAREER COMMUNITY LEAD)	368.94	0.00	0.00	0.00	368.94	0.00	368.94	
200 9908	NORTH INDUSTRIAL TECH CLUB	75.00	0.00	0.00	0.00	75.00	0.00	75.00	
200 9909	NORTH & CENTRAL SKI CLUB	7,923.71	0.00	21,643.00	0.00	20,711.00	8,855.71	0.00	8,855.71
200 9910	NORTH STUDENT COUNCIL	6,463.60	914.93	13,160.95	500.00	6,650.76	12,973.79	1,131.35	11,842.44
200 9911	NORTH SADD	302.93	0.00	0.00	0.00	286.90	16.03	0.00	16.03
200 9912	NORTH PEER MEDIATION	12.31	0.00	0.00	0.00	12.31	12.31	0.00	12.31
200 9913	NORTH STAR NEWSPAPER	1,100.00	270.00	1,256.00	0.00	1,781.75	574.25	0.00	574.25
200 9914	NORTH SCHOOL STORE	8,329.74	0.00	1,200.00	0.00	697.68	8,832.06	400.00	8,432.06
200 9915	NORTH SCIENCE OLYMPIAD	1,521.50	0.00	0.00	0.00	0.00	1,521.50	0.00	1,521.50
200 9925	NORTH CLASS OF 2005 (CLOSED)	0.00	0.00	0.00	0.00	0.00	0.00	0.00	0.00
200 9926	NORTH CLASS OF 2006 (CLOSED)	0.00	0.00	0.00	0.00	0.00	0.00	0.00	0.00
200 9927	NORTH CLASS OF 2007 (CLOSED)	0.00	0.00	0.00	0.00	0.00	0.00	0.00	0.00
200 9928	JVS MULTI-MEDIA	36.72	0.00	1,978.00	420.60	2,085.18	70.46-	35.00	105.46-

Fund #	Fund Description	FYTD Receipts	MTD Expenditures	FYTD Expenditures	Current Fund Balance	Current+Future Encumbrances	Remaining Fund Balance	Bank Code	
200 9929	NORTH CLASS OF 2008 (CLOSED)	0.00	0.00	0.00	0.00	0.00	0.00		
200 9930	NORTH CLASS OF 2009 (CLOSED)	0.00	0.00	0.00	0.00	0.00	0.00		
200 9931	NORTH CLASS OF 2010 (CLOSED)	0.00	0.00	0.00	0.00	0.00	0.00		
200 9932	NORTH CLASS OF 2011 (CLOSED)	10,098.14	0.00	10,098.14	0.00	0.00	0.00		
200 9933	NORTH CLASS OF 2012 (CLOSED)	4,805.61	0.00	4,805.61	0.00	0.00	0.00		
200 9934	NORTH CLASS OF 2013 (SENIOR)	305.34	6,038.76	2,483.80	3,860.30	0.00	3,860.30		
200 9935	NORTH CLASS OF 2014 (JUNIOR)	550.10	3,213.15	3,101.00	662.25	42,103.99	41,441.74-		
200 9936	NORTH CLASS OF 2015 (SOPHOMORE)	554.55	0.00	0.00	554.55	0.00	554.55		
200 9937	NORTH CLASS OF 2016 (FRESHMEN)	0.00	240.00	138.00	102.00	0.00	102.00		
200 9982	NORTH LITERARY MAGAZINE	1,303.83	0.00	670.98	632.85	0.00	632.85		
TOTAL FOR Fund 200 - STUDENT MANAGED ACTIVITY:		191,187.18	28,087.03	141,681.30	20,499.03	186,424.73	146,443.75	72,428.81	74,014.94
300 9100	CENTRAL HIGH SCHOOL PARKING	8,400.10	90.00	4,770.00	0.00	339.56	12,830.54	0.00	12,830.54
300 9113	CENTRAL HIGH SCHOOL THEATRE	18,438.18	3,743.00	15,362.74	3,071.36	24,802.08	8,998.84	4,972.17	4,026.67
300 9114	NORTH HIGH SCHOOL THEATRE	55,737.75	37,368.00	52,363.50	13,561.99	35,475.11	72,626.14	25,694.39	46,931.75
300 9200	NORTH HIGH SCHOOL PARKING	16,225.33	785.00	10,127.50	0.00	10,122.72	16,230.11	485.00	15,745.11
300 9501	CENTRAL/RIDGEVIEW ATHLETICS	87,749.40	46,530.65	226,391.42	9,281.98	200,057.53	114,083.29	19,460.43	94,622.86

Fund #	Fund Description	FYTD	MTD	FYTD	Current	Current+Future	Remaining	Bank
Begin Balance	MTD Receipts	Receipts	Expenditures	Expenditures	Fund Balance	Encumbrances	Fund Balance	Code
300 9503	NORTH/LAKEVIEW ATHLETICS							
311,690.43	47,137.17	243,988.93	14,781.98	266,427.65	289,251.71	23,967.25	265,284.46	
300 9901	OHSAA TOURNAMENT FUND PHS CENTRAL							
0.00	0.00	27,117.04	26,343.39	27,117.04	0.00	0.00	0.00	
300 9903	OHSAA TOURNAMENT FUND PHS NORTH							
0.00	0.00	40,235.28	8,342.08	40,235.28	0.00	0.00	0.00	
TOTAL FOR Fund 300 - DISTRICT MANAGED ACTIVITY:								
498,241.19	135,653.82	620,356.41	75,382.78	604,576.97	514,020.63	74,579.24	439,441.39	
416 9010	FY10 LPDC REGIONAL SUPPORT TEAM							
0.00	0.00	0.00	0.00	0.00	0.00	0.00	0.00	
TOTAL FOR Fund 416 - TEACHER DEVELOPMENT:								
0.00	0.00	0.00	0.00	0.00	0.00	0.00	0.00	
432 0000	EMIS							
29,097.20	0.00	0.00	0.00	455.00	28,642.20	2,984.27	25,657.93	
432 9005	FY05 EMIS SUBSIDY							
0.00	0.00	0.00	0.00	0.00	0.00	0.00	0.00	
432 9009	FY09 EMIS SUBSIDY							
0.00	0.00	0.00	0.00	0.00	0.00	0.00	0.00	
432 9010	FY10 EMIS SUBSIDY							
0.00	0.00	0.00	0.00	0.00	0.00	0.00	0.00	
432 9011	FY11 EMIS SUBSIDY							
0.00	0.00	0.00	0.00	0.00	0.00	0.00	0.00	
432 9012	FY12 EMIS SUBSIDY							
0.00	0.00	0.00	0.00	0.00	0.00	0.00	0.00	
TOTAL FOR Fund 432 - MANAGEMENT INFORMATION SYSTEM								
29,097.20	0.00	0.00	0.00	455.00	28,642.20	2,984.27	25,657.93	
440 9005	FY05 ENTRY-YEAR TEACHER PROGRAM							
0.00	0.00	0.00	0.00	0.00	0.00	0.00	0.00	
440 9006	FY06 ENTRY YEAR PROGRAMS							
0.00	0.00	0.00	0.00	0.00	0.00	0.00	0.00	
440 9007	FY07 ENTRY YEAR TEACHER							
0.00	0.00	0.00	0.00	0.00	0.00	0.00	0.00	

Fund #	Fund Description	FYTD	MTD	FYTD	Current	Current+Future	Remaining	Bank
Begin Balance	MTD Receipts	Receipts	Expenditures	Expenditures	Fund Balance	Encumbrances	Fund Balance	Code
440 9008	FY08 ENTRY YEAR TEACHER GRANT	0.00	0.00	0.00	0.00	0.00	0.00	
440 9009	FY09 ENTRY-YEAR TEACHER	0.00	0.00	0.00	0.00	0.00	0.00	
440 9010	FY10 ENTRY YEAR TEACHER PROGRAM	0.00	0.00	0.00	0.00	0.00	0.00	
	TOTAL FOR Fund 440 - ENTRY YEAR PROGRAMS:	0.00	0.00	0.00	0.00	0.00	0.00	
451 0000	OECN DATA COMM. SUPPORT	0.00	0.00	0.00	0.00	0.00	0.00	
451 9002	FY04 ONEnet OHIO PROGRAM	0.00	0.00	0.00	0.00	0.00	0.00	
451 9008	FY08 OECN ONEnet OHIO PROGRAM	0.00	0.00	0.00	0.00	0.00	0.00	
451 9009	FY09 OECN NETWORK CONNECTIVITY PROGRAM	0.00	0.00	0.00	0.00	0.00	0.00	
451 9010	FY10 OECN ONEnet OHIO PROGRAM	0.00	0.00	0.00	0.00	0.00	0.00	
451 9011	FY11 ONEnet OHIO PROGRAM	0.00	0.00	0.00	0.00	0.00	0.00	
451 9012	FY12 ONEnet OHIO PROGRAM	0.00	0.00	0.00	0.00	0.00	0.00	
451 9013	FY13 OECN ONEnet SUBSIDY	0.00	12,600.00	25,200.00	0.00	25,200.00	25,200.00	
	TOTAL FOR Fund 451 - DATA COMMUNICATION FUND:	0.00	12,600.00	25,200.00	0.00	25,200.00	25,200.00	
452 9010	FY10-11 SCHOOLNET PROFESSIONAL DEVELOPMENT	0.00	0.00	0.00	0.00	0.00	0.00	
	TOTAL FOR Fund 452 - SCHOOLNET PROFESS. DEVELOPMEN	0.00	0.00	0.00	0.00	0.00	0.00	
459 9202	FY05 OHIOREADS CONTINUATION	0.00	0.00	0.00	0.00	0.00	0.00	

Fund #	Fund Description	FYTD	MTD	FYTD	Current	Current+Future	Remaining	Bank	
Begin Balance	MTD Receipts	Receipts	Expenditures	Expenditures	Fund Balance	Encumbrances	Fund Balance	Code	
459 9601	FY03 OHIOREADS BUILDING VOLUNTEER	0.00	0.00	0.00	0.00	0.00	0.00		
459 9606	FY06 OHIOREADS BUILDING VOLUNTEER	0.00	0.00	0.00	0.00	0.00	0.00		
	TOTAL FOR Fund 459 - OHIO READS:	0.00	0.00	0.00	0.00	0.00	0.00		
460 9001	FY01 SUMMER SCHOOL SUBSIDY	1,552.36	0.00	0.00	0.00	1,552.36	0.00	1,552.36	
	TOTAL FOR Fund 460 - SUMMER INTERVENTION:	1,552.36	0.00	0.00	0.00	1,552.36	0.00	1,552.36	
463 9000	PICKERINGTON COMMUNITY SCHOOL	126,127.12	0.00	202,817.31	41,931.97	293,570.97	35,373.46	45,251.70	9,878.24-
	TOTAL FOR Fund 463 - ALTERNATIVE SCHOOLS:	126,127.12	0.00	202,817.31	41,931.97	293,570.97	35,373.46	45,251.70	9,878.24-
499 9005	FY05 GIFTED RESEARCH & DEMONSTRATION FUNDS	0.00	0.00	0.00	0.00	0.00	0.00	0.00	
499 9006	FY06/FY07 GIFTED IDENTIFICATION	0.00	0.00	0.00	0.00	0.00	0.00	0.00	
499 9008	FY03 ENTRY-YEAR TEACHER - CLOSED	0.00	0.00	0.00	0.00	0.00	0.00	0.00	
499 9013	FY04 OHIO EPA GRANT (OEEF 05G-028)	0.00	0.00	0.00	0.00	0.00	0.00	0.00	
499 9014	FORD PAS (GREG MOORE)	0.00	0.00	0.00	0.00	0.00	0.00	0.00	
499 9107	FY07 GIFTED PUPIL IDENTIFICATION - SUPPLEMENT	0.00	0.00	0.00	0.00	0.00	0.00	0.00	
499 9108	FY08 GIFTED SUPPLEMENT	0.00	0.00	0.00	0.00	0.00	0.00	0.00	
499 9109	FY09 GIFTED SUPPLEMENT	0.00	0.00	0.00	0.00	0.00	0.00	0.00	
499 9110	FY10 GIFTED SUPPLEMENT	0.00	0.00	0.00	0.00	0.00	0.00	0.00	

Fund #	Fund Description	FYTD	MTD	FYTD	Current	Current+Future	Remaining	Bank
Begin	Balance	Receipts	Expenditures	Expenditures	Fund Balance	Encumbrances	Fund Balance	Code
499 9207	2007 OHIO CORE GRANT PROGRAM	0.00	0.00	0.00	0.00	0.00	0.00	
499 9400	TRANSITION WORK GRANT	0.00	0.00	0.00	0.00	0.00	0.00	
	TOTAL FOR Fund 499 - MISCELLANEOUS STATE GRANT FUN	0.00	0.00	0.00	0.00	0.00	0.00	
504 9012	FY12 EDUJOBS	7.06	0.00	366,478.86	0.00	366,485.92	0.00	0.00
	TOTAL FOR Fund 504 - EDUCATION JOBS FUND:	7.06	0.00	366,478.86	0.00	366,485.92	0.00	0.00
506 9011	FY11 RACE TO THE TOP	0.00	0.00	0.00	0.00	0.00	0.00	0.00
506 9012	FY12 RACE TO THE TOP FUND	9,100.00	0.00	6,801.97	0.00	15,901.97	0.00	0.00
506 9013	FY13 RACE TO THE TOP	0.00	3,300.00	56,693.06	7,536.70	59,821.73	3,128.67-	33,828.84
								36,957.51-
506 9913	FY13 RtttT MINI-GRANT	0.00	0.00	15,000.00	0.00	0.00	15,000.00	0.00
	TOTAL FOR Fund 506 - RACE TO THE TOP:	9,100.00	3,300.00	78,495.03	7,536.70	75,723.70	11,871.33	33,828.84
								21,957.51-
516 9007	FY05 PART B IDEA	0.00	0.00	0.00	0.00	0.00	0.00	0.00
516 9009	FY07 PART B-IDEA	0.00	0.00	0.00	0.00	0.00	0.00	0.00
516 9011	FY11 PART B	0.00	0.00	0.00	0.00	0.00	0.00	0.00
516 9012	FY12 PART B IDEA	32,797.38	0.00	200,319.65	0.00	233,117.03	0.00	0.00
516 9013	FY13 PART B	0.00	90,000.00	920,088.73	113,149.27	930,291.40	10,202.67-	9,307.71
								19,510.38-
516 932N	FY10 ARRA IDEA	0.00	0.00	0.00	0.00	0.00	0.00	0.00

Fund #	Fund Description	FYTD	MTD	FYTD	Current	Current+Future	Remaining	Bank	
Begin Balance	MTD Receipts	Receipts	Expenditures	Expenditures	Fund Balance	Encumbrances	Fund Balance	Code	
516 9320	FY11 ARRA-IDEA	0.00	0.00	0.00	0.00	0.00	0.00		
516 9809	FY09 PART B-IDEA	0.00	0.00	0.00	0.00	0.00	0.00		
516 9810	FY10 PART B-IDEA	0.00	0.00	0.00	0.00	0.00	0.00		
TOTAL FOR Fund 516 - IDEA PART B GRANTS:		32,797.38	90,000.00	1,120,408.38	113,149.27	1,163,408.43	10,202.67-	9,307.71	19,510.38-
532 932N	SCHOOL DISTRICT FISCAL STABILIZATION FUND	0.00	0.00	0.00	0.00	0.00	0.00	0.00	
532 9320	FY11 STATE FISCAL STABILIZATION FUND	0.00	0.00	0.00	0.00	0.00	0.00	0.00	
TOTAL FOR Fund 532 - FISCAL STABILIZATION FUND:		0.00	0.00	0.00	0.00	0.00	0.00	0.00	
533 9012	FY12 TITLE II-D	1,300.00	0.00	2,279.91	0.00	3,579.91	0.00	0.00	
533 932N	FY10 STIM TITLE II-TECH	0.00	0.00	0.00	0.00	0.00	0.00	0.00	
533 9320	FY11 STIM TECHNOLOGY	0.00	0.00	0.00	0.00	0.00	0.00	0.00	
TOTAL FOR Fund 533 - TITLE II D - TECHNOLOGY:		1,300.00	0.00	2,279.91	0.00	3,579.91	0.00	0.00	
551 9000	FY03 TITLE III (LEP/IMMIGRANT)	0.00	0.00	0.00	0.00	0.00	0.00	0.00	
551 9011	FY11 TITLE III-LEP	0.00	0.00	0.00	0.00	0.00	0.00	0.00	
551 9012	FY12 TITLE III LEP	597.65	0.00	112.35	0.00	710.00	0.00	0.00	
551 9013	FY13 TITLE III LEP	0.00	6,834.06	50,691.17	6,211.81	51,152.98	461.81-	200.00	661.81-
551 9809	FY09 TITLE III-LEP	0.00	0.00	0.00	0.00	0.00	0.00	0.00	

Fund #	Fund Description	FYTD Receipts	MTD Expenditures	FYTD Expenditures	Current Fund Balance	Current+Future Encumbrances	Remaining Fund Balance	Bank Code	
551 9810	FY10 TITLE III-LEP	0.00	0.00	0.00	0.00	0.00	0.00		
551 9909	FY09 TITLE III IMMIGRANT	0.00	0.00	0.00	0.00	0.00	0.00		
551 9910	FY10 TITLE III-IMMIGRANT	0.00	0.00	0.00	0.00	0.00	0.00		
551 9911	FY11 TITLE III IMMIGRANT	0.00	0.00	0.00	0.00	0.00	0.00		
551 9912	FY12 TITLE III IMMIGRANT	160.04	0.00	1,071.31	0.00	0.00	0.00		
551 9913	FY13 TITLE III - IMMIGRANT	0.00	0.00	0.00	0.00	0.00	0.00		
TOTAL FOR Fund 551 - LIMITED ENGLISH PROFICIENCY:		757.69	6,834.06	51,874.83	6,211.81	53,094.33	461.81-	200.00	661.81-
571 9000	TRANSITION PROGRAM FOR REFUGEE CHILDREN	0.00	0.00	0.00	0.00	0.00	0.00	0.00	
571 9001	TRANSITION PGM-REFUGEE CHILD	0.00	0.00	0.00	0.00	0.00	0.00	0.00	
TOTAL FOR Fund 571 - REFUGEE CHILDREN SCHOOL IMPAC		0.00	0.00	0.00	0.00	0.00	0.00	0.00	
572 9011	FY11 TITLE I	0.00	0.00	0.00	0.00	0.00	0.00	0.00	
572 9012	FY12 TITLE I	7,065.43	0.00	1,072.92-	0.00	5,992.51	0.00	0.00	
572 9013	FY13 TITLE I	0.00	77,746.39	497,638.46	65,587.90	498,226.36	587.90-	11,472.12	12,060.02-
572 9201	FY03 TITLE I	0.00	0.00	0.00	0.00	0.00	0.00	0.00	
572 932N	FY10 ARRA TITLE I	0.00	0.00	0.00	0.00	0.00	0.00	0.00	
572 932O	FY11 ARRA-I	0.00	0.00	0.00	0.00	0.00	0.00	0.00	

Fund #	Fund Description	FYTD	MTD	FYTD	Current	Current+Future	Remaining	Bank	
Begin	Balance	Receipts	Expenditures	Expenditures	Fund Balance	Encumbrances	Fund Balance	Code	
		Receipts							
572 9809	FY09 TITLE I	0.00	0.00	0.00	0.00	0.00	0.00	0.00	
572 9810	FY10 TITLE I	0.00	0.00	0.00	0.00	0.00	0.00	0.00	
TOTAL FOR Fund 572 - TITLE I DISADVANTAGED CHILDRE		7,065.43	77,746.39	496,565.54	65,587.90	504,218.87	587.90-	11,472.12	12,060.02-
573 9809	FY09 TITLE V	0.00	0.00	0.00	0.00	0.00	0.00	0.00	
TOTAL FOR Fund 573 - TITLE V INNOVATIVE EDUC PGM:		0.00	0.00	0.00	0.00	0.00	0.00	0.00	
584 9006	FY04 TITLE IVa	0.00	0.00	0.00	0.00	0.00	0.00	0.00	
584 9007	FY05 TITLE IVa	0.00	0.00	0.00	0.00	0.00	0.00	0.00	
584 9011	FY11 TITLE IVa - SAFE & DRUG-FREE SCHOOLS	0.00	0.00	0.00	0.00	0.00	0.00	0.00	
584 9809	FY09 TITLE IV-A	0.00	0.00	0.00	0.00	0.00	0.00	0.00	
584 9810	FY10 TITLE IVa	0.00	0.00	0.00	0.00	0.00	0.00	0.00	
TOTAL FOR Fund 584 - DRUG FREE SCHOOL GRANT FUND:		0.00	0.00	0.00	0.00	0.00	0.00	0.00	
590 9004	FY03 TITLE IIa	0.00	0.00	0.00	0.00	0.00	0.00	0.00	
590 9006	FY05 TITLE IIa	0.00	0.00	0.00	0.00	0.00	0.00	0.00	
590 9008	FY07 TITLE IIa	0.00	0.00	0.00	0.00	0.00	0.00	0.00	
590 9011	FY11 TITLE IIa	0.00	0.00	0.00	0.00	0.00	0.00	0.00	
590 9012	FY12 TITLE IIa	8,820.33	0.00	4,960.36-	0.00	3,859.97	0.00	0.00	

Fund #	Fund Description	FYTD Receipts	MTD Expenditures	FYTD Expenditures	Current Fund Balance	Current+Future Encumbrances	Remaining Fund Balance	Bank Code
590 9013	FY13 TITLE IIa	8,613.48	7,900.50	77,112.76	26.60-	13,428.35	13,454.95-	
590 9808	FY08 TITLE II-A	0.00	0.00	0.00	0.00	0.00	0.00	
590 9809	FY09 TITLE IIa	0.00	0.00	0.00	0.00	0.00	0.00	
590 9810	FY10 TITLE IIa	0.00	0.00	0.00	0.00	0.00	0.00	
590 9911	FY11 REGIONAL LPDC AREA 7 (SHERAW)	0.00	0.00	0.00	0.00	0.00	0.00	
TOTAL FOR Fund 590 - IMPROVING TEACHER QUALITY:		8,820.33	7,900.50	72,152.40	26.60-	13,428.35	13,454.95-	
599 9010	SCHOOL RENOV. IDEA, & TECH (ATIP#3)	0.00	0.00	0.00	0.00	0.00	0.00	
599 9011	SCHOOL RENOV, IDEA, & TECH (ATIP#4)(CLOSED)	0.00	0.00	0.00	0.00	0.00	0.00	
599 9012	FY06 HURRICANE RELIEF PROGRAM	0.00	0.00	0.00	0.00	0.00	0.00	
599 9107	STATE LIBRARY OF OHIO-LSTA DISABILITY AWARD	0.00	0.00	0.00	0.00	0.00	0.00	
599 9213	FY09 21st CENTURY CCLC GRANT (JR HIGHS)	0.00	0.00	0.00	0.00	0.00	0.00	
599 9214	FY10 21st CENTURY COMMUNITY LEARNING CTR-JH	0.00	0.00	0.00	0.00	0.00	0.00	
599 9215	FY11 21st CCLC (JUNIOR HIGHS)	0.00	0.00	0.00	0.00	0.00	0.00	
599 9216	FY12 21st CCLC (JH) AWARD	0.00	0.00	0.00	0.00	0.00	0.00	
599 9217	FY13 21st CCLC (JH)	17,842.55	9,461.64	59,303.77	1,161.64-	12,836.44	13,998.08-	
599 9808	FY08 TITLE II-D	0.00	0.00	0.00	0.00	0.00	0.00	

Fund #	Fund Description	FYTD	MTD	FYTD	Current	Current+Future	Remaining	Bank	
Begin Balance	MTD Receipts	Receipts	Expenditures	Expenditures	Fund Balance	Encumbrances	Fund Balance	Code	
599 9809	FY09 TITLE II-D	0.00	0.00	0.00	0.00	0.00	0.00		
599 9996	ODOT - WALK TO SCHOOL AWARD (TUSSING ELEM)	0.00	0.00	0.00	0.00	0.00	0.00		
599 9997	ODOT-SAFE ROUTES TO SCHOOL PROGRAM	0.00	0.00	0.00	0.00	28,000.00	28,000.00-		
599 9998	DPS-FEMA WIND DAMAGE SEPT08 (HURRICANE IKE)	0.00	0.00	0.00	0.00	0.00	0.00		
599 9999	PUBLIC ASSISTANCE GRANT-SNOW REMOVAL'08	0.00	0.00	0.00	0.00	0.00	0.00		
TOTAL FOR Fund 599 - MISCELLANEOUS FED. GRANT FUND									
26,190.55	17,842.55	59,303.77	9,461.64	86,655.96	1,161.64-	40,836.44	41,998.08-		
GRAND TOTALS:									
47,657,389.29	11,308,774.86	116,937,024.70	8,384,529.36	105,146,624.31	59,447,789.68	6,548,578.75	52,899,210.93		

May 1, 2013

Money Market Accounts																
	Huntington -1111	Huntington -1108	StarOhio 35357	StarOhio 48327	Total Money Market Investments	#2212 & #2213 HNB CDARS	# 2257 FHLB	#2240 HNB CDARS	# 2177 FHLB	#2245 HNB CDARS	#2247 HNB CDARS	#2252 TriState CDARS	#2246 FHLB	#2266 FFCB	Total Term Security Investments	GRAND TOTAL
Interest Rate	0.150%	0.150%	0.050%	0.050%		0.400%	0.410%	0.350%	0.450%	0.350%	0.350%	0.600%	0.320%	0.326%		BY FUND
Investment Term						05/31/12 05/30/13	10/24/11 08/28/13	11/08/12 11/07/13	10/24/11 11/27/13	12/06/12 12/05/13	12/27/12 12/26/13	08/16/12 08/14/14	12/26/12 12/26/14	04/24/13 07/15/15		
001-xxxx	\$5,335,521.96		\$5,190,959.23		\$10,526,481.19	\$3,000,000.00	\$1,000,402.50	\$2,000,000.00		\$2,000,000.00		\$1,503,396.52	\$999,900.00	\$999,222.50	\$11,502,921.52	\$22,029,402.71
002-9001	\$11,345,407.13		\$0.00		\$11,345,407.13	\$2,000,000.00			\$1,997,000.00		\$1,000,000.00		\$999,900.00		\$5,996,900.00	\$17,342,307.13
002-9002	\$282,883.28		\$0.00		\$282,883.28										\$0.00	\$282,883.28
003-0000	\$213,207.66				\$213,207.66										\$0.00	\$213,207.66
003-9002					\$0.00										\$0.00	\$0.00
003-9013	\$1,200,000.00				\$1,200,000.00										\$0.00	\$1,200,000.00
003-9198	\$91,640.57				\$91,640.57										\$0.00	\$91,640.57
003-9200	\$815,346.39				\$815,346.39										\$0.00	\$815,346.39
004-9001					\$0.00										\$0.00	\$0.00
004-9009	\$0.00	\$577,029.83			\$577,029.83										\$0.00	\$577,029.83
004-9012	\$0.00	\$666,034.08			\$666,034.08										\$0.00	\$666,034.08
004-9013	\$0.00	\$628,209.15			\$628,209.15										\$0.00	\$628,209.15
004-9200				\$1,353,684.92	\$1,353,684.92										\$0.00	\$1,353,684.92
006-0000	\$1,390,998.57		\$0.00		\$1,390,998.57										\$0.00	\$1,390,998.57
007					\$0.00										\$0.00	\$0.00
009	\$0.00				\$0.00										\$0.00	\$0.00
010-9009	\$0.00			\$1,220,037.43	\$1,220,037.43										\$0.00	\$1,220,037.43
010-9015			\$0.00	\$216,418.58	\$216,418.58										\$0.00	\$216,418.58
018			\$0.00		\$0.00										\$0.00	\$0.00
019					\$0.00										\$0.00	\$0.00
022					\$0.00										\$0.00	\$0.00
024					\$0.00										\$0.00	\$0.00
034-9003	\$3,562,404.52		\$0.00		\$3,562,404.52										\$0.00	\$3,562,404.52
034-9098	\$199,648.90				\$199,648.90										\$0.00	\$199,648.90
035-9000	\$2,300,000.00				\$2,300,000.00										\$0.00	\$2,300,000.00
200					\$0.00										\$0.00	\$0.00
300					\$0.00										\$0.00	\$0.00
432-0000	\$28,642.20				\$28,642.20										\$0.00	\$28,642.20
451-9013			\$0.00		\$0.00										\$0.00	\$0.00
460					\$0.00										\$0.00	\$0.00
463					\$0.00										\$0.00	\$0.00
506			\$0.00		\$0.00										\$0.00	\$0.00
516			\$0.00		\$0.00										\$0.00	\$0.00
551			\$0.00		\$0.00										\$0.00	\$0.00
572			\$0.00		\$0.00										\$0.00	\$0.00
590			\$0.00		\$0.00										\$0.00	\$0.00
599			\$0.00		\$0.00										\$0.00	\$0.00
ACCOUNT TOTAL	\$26,765,701.18	\$1,871,273.06	\$5,190,959.23	\$2,790,140.93	\$36,618,074.40	\$5,000,000.00	\$1,000,402.50	\$2,000,000.00	\$1,997,000.00	\$2,000,000.00	\$1,000,000.00	\$1,503,396.52	\$1,999,800.00	\$999,222.50	\$17,499,821.52	\$54,117,895.92

INVEST NO	ITEM NO	STS	ISSUE DATE	MATURITY DATE	DESCRIPTION	FUND NO	VENDOR NO	CANCEL DATE	INTEREST RATE	INVESTED AMOUNT
002212	01	00	05/31/2012	05/30/2013	HNB CDARS	001 0000	999911		0.4000 %	3,000,000.00
002240	01	00	11/08/2012	11/07/2013	HNB CDARS #1014541132	001 0000	999911		0.3500 %	2,000,000.00
002245	01	00	12/06/2012	12/05/2013	HNB CDARS #1014646139	001 0000	999911		0.3500 %	2,000,000.00
002246	01	00	12/26/2012	12/26/2014	FHLB #313381G58	001 0000	999911		0.3250 %	999,900.00
002252	01	00	08/16/2012	08/14/2014	TRISTATE CDARS #1014210284	001 0000	999911		0.6000 %	1,503,396.52
002257	01	00	10/24/2011	08/28/2013	FHLB #313374Y61	001 0000	999911		0.4120 %	1,000,402.50
002266	01	00	04/24/2013	07/15/2015	FFCB #3133ECL85	001 0000	999911		0.3260 %	999,222.50
002267	01	00	04/30/2013	05/31/2013	HNB-1111	001 0000	999911		0.0600 %	5,335,521.96
002269	01	00	04/30/2013	05/31/2013	STAROHIO-357	001 0000	999911		0.0500 %	5,190,959.23
* FUND TOTAL *										22,029,402.71
002177	01	00	10/24/2011	11/27/2013	FHLB #3133762C8	002 9001	999911		0.3750 %	1,997,000.00
002213	01	00	05/31/2012	05/30/2013	HNB CDARS	002 9001	999911		0.4000 %	2,000,000.00
002246	02	00	12/26/2012	12/26/2014	FHLB #313381G58	002 9001	999911		0.3250 %	999,900.00
002247	01	00	12/27/2012	12/26/2013	HNB CDARS #1014724466	002 9001	999911		0.3500 %	1,000,000.00
002267	02	00	04/30/2013	05/31/2013	HNB-1111	002 9001	999911		0.0600 %	11,345,407.13
* FUND TOTAL *										17,342,307.13
002267	03	00	04/30/2013	05/31/2013	HNB-1111	002 9002	999911		0.0600 %	282,883.28
* FUND TOTAL *										282,883.28
002267	04	00	04/30/2013	05/31/2013	HNB-1111	003 0000	999911		0.0600 %	213,207.66
* FUND TOTAL *										213,207.66
002267	05	00	04/30/2013	05/31/2013	HNB-1111	003 9013	999911		0.0600 %	1,200,000.00
* FUND TOTAL *										1,200,000.00
002267	06	00	04/30/2013	05/31/2013	HNB-1111	003 9198	999911		0.0600 %	91,640.57

STATUS (STS) CODE: 00-ACTIVE 01-MATURED 02-CANCELLED

INVEST NO	ITEM NO	STS	ISSUE DATE	MATURITY DATE	DESCRIPTION	FUND NO	VENDOR NO	CANCEL DATE	INTEREST RATE	INVESTED AMOUNT
									* FUND TOTAL *	91,640.57
002267	07	00	04/30/2013	05/31/2013	HNB-1111	003 9200	999911		0.0600 %	815,346.39
									* FUND TOTAL *	815,346.39
002268	01	00	04/30/2013	05/31/2013	HNB-1108	004 9009	999911		0.0600 %	577,029.83
									* FUND TOTAL *	577,029.83
002268	02	00	04/30/2013	05/31/2013	HNB-1108	004 9012	999911		0.0600 %	666,034.08
									* FUND TOTAL *	666,034.08
002268	03	00	04/30/2013	05/31/2013	HNB-1108	004 9013	999911		0.0600 %	628,209.15
									* FUND TOTAL *	628,209.15
002270	01	00	04/30/2013	05/31/2013	STAROHIO-327	004 9200	999911		0.0500 %	1,353,684.92
									* FUND TOTAL *	1,353,684.92
002267	08	00	04/30/2013	05/31/2013	HNB-1111	006 0000	999911		0.0600 %	1,390,998.57
									* FUND TOTAL *	1,390,998.57
002270	02	00	04/30/2013	05/31/2013	STAROHIO-327	010 9009	999911		0.0500 %	1,220,037.43
									* FUND TOTAL *	1,220,037.43
002270	03	00	04/30/2013	05/31/2013	STAROHIO-327	010 9015	999911		0.0500 %	216,418.58
									* FUND TOTAL *	216,418.58
002267	09	00	04/30/2013	05/31/2013	HNB-1111	034 9003	999911		0.0600 %	3,562,404.52

STATUS (STS) CODE: 00-ACTIVE 01-MATURED 02-CANCELLED

INVEST NO	ITEM NO	STS	ISSUE DATE	MATURITY DATE	DESCRIPTION	FUND NO	VENDOR NO	CANCEL DATE	INTEREST RATE	INVESTED AMOUNT
									* FUND TOTAL *	3,562,404.52
002267	10	00	04/30/2013	05/31/2013	HNB-1111	034 9098	999911		0.0600 %	199,648.90
									* FUND TOTAL *	199,648.90
002267	11	00	04/30/2013	05/31/2013	HNB-1111	035 9000	999911		0.0600 %	2,300,000.00
									* FUND TOTAL *	2,300,000.00
002267	12	00	04/30/2013	05/31/2013	HNB-1111	432 0000	999911		0.0600 %	28,642.20
									* FUND TOTAL *	28,642.20
									*** TOTAL INVESTMENTS ***	54,117,895.92

STATUS (STS) CODE: 00-ACTIVE 01-MATURED 02-CANCELLED

SORTED BY FUND
 ALL FUNDS BUDGET SUMMARY BY FUND

FYTD Appropriated	Prior FY Carryover Encumbrances	FYTD Expendable	FYTD Actual Expenditures	MTD Actual Expenditures	Current + Future Encumbrances	FYTD Remaining Balance	FYTD Percent Exp/Enc
*****TOTAL FOR FUND 001 (GENERAL):							
92,371,579.00	2,183,359.79	94,554,938.79	79,068,666.44	2,237,855.82	2,760,127.81	12,726,144.54	86.54
=====							
*****TOTAL FOR FUND 002 (BOND RETIREMENT):							
15,296,890.00	0.00	15,296,890.00	12,707,107.38	0.00	0.00	2,589,782.62	83.07
=====							
*****TOTAL FOR FUND 003 (PERMANENT IMPROVEMENT):							
510,000.00	142,812.05	652,812.05	42,568.78	0.00	145,330.31	464,912.96	28.78
=====							
*****TOTAL FOR FUND 004 (BUILDING):							
1,800,000.00	1,804,180.28	3,604,180.28	998,296.48	14,080.00	1,425,733.82	1,180,149.98	67.26
=====							
*****TOTAL FOR FUND 006 (FOOD SERVICE):							
4,230,000.00	31,085.41	4,261,085.41	3,140,760.66	54,518.95	237,323.15	883,001.60	79.28
=====							
*****TOTAL FOR FUND 007 (SPECIAL TRUST):							
15,000.00	828.78	15,828.78	2,833.47	0.00	915.00	12,080.31	23.68
=====							
*****TOTAL FOR FUND 009 (UNIFORM SCHOOL SUPPLIES):							
500,000.00	11,797.97	511,797.97	301,779.17	132.15	102,344.41	107,674.39	78.96
=====							
*****TOTAL FOR FUND 010 (CLASSROOM FACILITIES):							
485,660.00	7,017,280.22	7,502,940.22	6,266,517.36	157,919.58	1,231,216.86	5,206.00	99.93
=====							
*****TOTAL FOR FUND 018 (PUBLIC SCHOOL SUPPORT):							
103,000.00	13,014.74	116,014.74	73,903.83	2,085.94	130,407.87	88,296.96	176.11
=====							
*****TOTAL FOR FUND 019 (OTHER GRANT):							
940,000.00	35,715.77	975,715.77	864,265.60	25,164.69	86,570.82	24,879.35	97.45
=====							

SORTED BY FUND
 ALL FUNDS BUDGET SUMMARY BY FUND

FYTD Appropriated	Prior FY Carryover Encumbrances	FYTD Expendable	FYTD Actual Expenditures	MTD Actual Expenditures	Current + Future Encumbrances	FYTD Remaining Balance	FYTD Percent Exp/Enc
*****TOTAL FOR FUND 022 (DISTRICT AGENCY):							
130,000.00	0.00	130,000.00	135,153.55	1,131.00	0.00	5,153.55-	103.96
=====							
*****TOTAL FOR FUND 024 (EMPLOYEE BENEFITS SELF INS.):							
0.00	0.00	0.00	0.00	0.00	0.00	0.00	0.00
=====							
*****TOTAL FOR FUND 034 (CLASSROOM FACILITIES MAINT.):							
617,775.00	125,300.30	743,075.30	667,896.80	49,431.20	64,485.35	10,693.15	98.56
=====							
*****TOTAL FOR FUND 035 (TERMINATION BENEFITS - HB426):							
0.00	0.00	0.00	0.00	0.00	0.00	0.00	0.00
=====							
*****TOTAL FOR FUND 200 (STUDENT MANAGED ACTIVITY):							
200,000.00	7,236.33	207,236.33	186,024.73	400.00-	72,450.81	51,239.21-	124.73
=====							
*****TOTAL FOR FUND 300 (DISTRICT MANAGED ACTIVITY):							
595,000.00	48,932.37	643,932.37	606,890.30	2,313.33	75,298.46	38,256.39-	105.94
=====							
*****TOTAL FOR FUND 416 (TEACHER DEVELOPMENT):							
0.00	0.00	0.00	0.00	0.00	0.00	0.00	0.00
=====							
*****TOTAL FOR FUND 432 (MANAGEMENT INFORMATION SYSTEM):							
28,882.20	215.00	29,097.20	1,679.00	1,224.00	1,760.27	25,657.93	11.82
=====							
*****TOTAL FOR FUND 440 (ENTRY YEAR PROGRAMS):							
0.00	0.00	0.00	0.00	0.00	0.00	0.00	0.00
=====							
*****TOTAL FOR FUND 451 (DATA COMMUNICATION FUND):							
25,000.00	0.00	25,000.00	0.00	0.00	0.00	25,000.00	0.00
=====							

SORTED BY FUND
 ALL FUNDS BUDGET SUMMARY BY FUND

FYTD Appropriated	Prior FY Carryover Encumbrances	FYTD Expendable	FYTD Actual Expenditures	MTD Actual Expenditures	Current + Future Encumbrances	FYTD Remaining Balance	FYTD Percent Exp/Enc
*****TOTAL FOR FUND 452 (SCHOOLNET PROFESS. DEVELOPMENT):							
0.00	0.00	0.00	0.00	0.00	0.00	0.00	0.00
=====							
*****TOTAL FOR FUND 459 (OHIO READS):							
0.00	0.00	0.00	0.00	0.00	0.00	0.00	0.00
=====							
*****TOTAL FOR FUND 463 (ALTERNATIVE SCHOOLS):							
562,637.00	35,875.00	598,512.00	303,982.15	10,411.18	45,251.70	249,278.15	58.35
=====							
*****TOTAL FOR FUND 499 (MISCELLANEOUS STATE GRANT FUND):							
0.00	0.00	0.00	0.00	0.00	0.00	0.00	0.00
=====							
*****TOTAL FOR FUND 504 (EDUCATION JOBS FUND):							
366,485.92	0.00	366,485.92	366,485.92	0.00	0.00	0.00	100.00
=====							
*****TOTAL FOR FUND 506 (RACE TO THE TOP):							
219,255.87	9,100.00	228,355.87	75,723.70	0.00	36,598.53	116,033.64	49.19
=====							
*****TOTAL FOR FUND 512 (IMPACT AID/SAFA MAINT/OPER AST):							
0.00	0.00	0.00	0.00	0.00	0.00	0.00	0.00
=====							
*****TOTAL FOR FUND 516 (IDEA PART B GRANTS):							
1,495,530.48	9,066.70	1,504,597.18	1,163,408.43	0.00	9,307.71	331,881.04	77.94
=====							
*****TOTAL FOR FUND 532 (FISCAL STABILIZATION FUND):							
0.00	0.00	0.00	0.00	0.00	0.00	0.00	0.00
=====							
*****TOTAL FOR FUND 533 (TITLE II D - TECHNOLOGY):							
3,579.91	0.00	3,579.91	3,579.91	0.00	0.00	0.00	100.00
=====							

SORTED BY FUND
 ALL FUNDS BUDGET SUMMARY BY FUND

FYTD Appropriated	Prior FY Carryover Encumbrances	FYTD Expendable	FYTD Actual Expenditures	MTD Actual Expenditures	Current + Future Encumbrances	FYTD Remaining Balance	FYTD Percent Exp/Enc
*****TOTAL FOR FUND 551 (LIMITED ENGLISH PROFICIENCY):							
67,952.50	381.39	68,333.89	53,094.33	0.00	200.00	15,039.56	77.99
=====							
*****TOTAL FOR FUND 571 (REFUGEE CHILDREN SCHOOL IMPACT):							
0.00	0.00	0.00	0.00	0.00	0.00	0.00	0.00
=====							
*****TOTAL FOR FUND 572 (TITLE I DISADVANTAGED CHILDREN):							
933,303.96	6,035.05	939,339.01	510,318.87	6,100.00	5,372.12	423,648.02	54.90
=====							
*****TOTAL FOR FUND 573 (TITLE V INNOVATIVE EDUC PGM):							
0.00	0.00	0.00	0.00	0.00	0.00	0.00	0.00
=====							
*****TOTAL FOR FUND 584 (DRUG FREE SCHOOL GRANT FUND):							
0.00	0.00	0.00	0.00	0.00	0.00	0.00	0.00
=====							
*****TOTAL FOR FUND 590 (IMPROVING TEACHER QUALITY):							
103,163.48	8,820.00	111,983.48	93,199.33	12,200.00	1,228.35	17,555.80	84.32
=====							
*****TOTAL FOR FUND 599 (MISCELLANEOUS FED. GRANT FUND):							
100,007.20	54,183.35	154,190.55	94,351.79	7,695.83	40,836.44	19,002.32	87.68
=====							
*****GRAND TOTALS:							
121,700,702.52	11,545,220.50	133,245,923.02	107,728,487.98	2,581,863.67	6,472,759.79	19,044,675.25	85.71
=====							

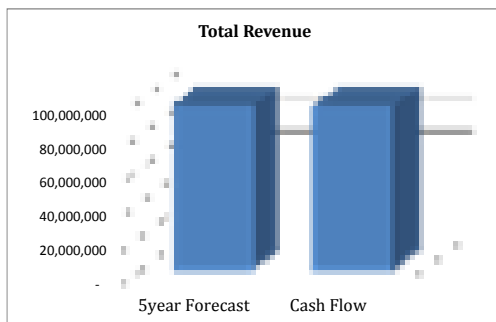
Pickerington Local Schools
 Budget Account Summary
 SORTED BY FUND/OBJ 1DIG
 GENERAL FUND BUDGET SUMMARY BY OBJECT

FYTD Appropriated	Prior FY Carryover Encumbrances	FYTD Expendable	FYTD Actual Expenditures	MTD Actual Expenditures	Current + Future Encumbrances	FYTD Remaining Balance	FYTD Percent Exp/Enc
FUND: 001 (GENERAL)							
*****TOTAL FOR OBJ 1DIG 100 (PERSONAL SERVICES - SALARIES):							
52,194,900.00	0.00	52,194,900.00	43,854,551.42	2,213,770.50	0.00	8,340,348.58	84.02
=====							
*****TOTAL FOR OBJ 1DIG 200 (EMPLOYEES RETIRE. & INSUR. BEN):							
20,174,233.61	35,492.39	20,209,726.00	15,997,608.57	0.00	348,659.11	3,863,458.32	80.88
=====							
*****TOTAL FOR OBJ 1DIG 400 (PURCHASED SERVICES):							
14,555,481.00	1,258,095.05	15,813,576.05	11,584,285.99	9,354.42	2,036,248.21	2,193,041.85	86.13
=====							
*****TOTAL FOR OBJ 1DIG 500 (SUPPLIES AND MATERIALS):							
2,768,191.00	432,332.15	3,200,523.15	1,867,870.92	12,783.82	247,113.83	1,085,538.40	66.08
=====							
*****TOTAL FOR OBJ 1DIG 600 (CAPITAL OUTLAY):							
506,466.00	377,588.20	884,054.20	679,345.05	1,298.99	30,475.32	174,233.83	80.29
=====							
*****TOTAL FOR OBJ 1DIG 800 (MISCELLANEOUS OBJECTS):							
2,163,076.00	79,852.00	2,242,928.00	1,873,483.36	648.09	97,631.34	271,813.30	87.88
=====							
*****TOTAL FOR OBJ 1DIG 900 (OTHER USES OF FUNDS):							
9,231.39	0.00	9,231.39	3,211,521.13	0.00	0.00	3,202,289.74-	0.00
=====							
*****TOTAL FOR FUND 001 (GENERAL):							
92,371,579.00	2,183,359.79	94,554,938.79	79,068,666.44	2,237,855.82	2,760,127.81	12,726,144.54	86.54
=====							
*****GRAND TOTALS:							
92,371,579.00	2,183,359.79	94,554,938.79	79,068,666.44	2,237,855.82	2,760,127.81	12,726,144.54	86.54
=====							

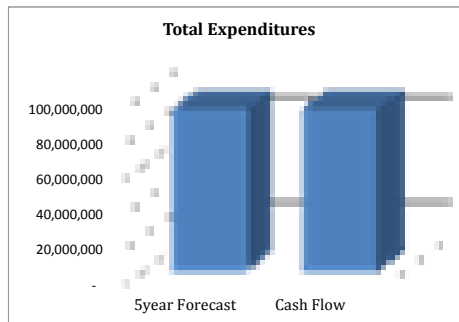
Five Year Forecast Comparison to Actual Cash Flow

	Difference	Proj. from Current 5year Forecast 2013	Proj. from Actual/Est. Cash Flow 2013	FYTD Actual Through Month Of: July - April	Estimated for Remaining Months
Revenue:					
1.010 - General Property Tax (Real Estate)	0	33,397,054	33,397,054	33,397,054	-
1.020 - Tangible Personal Property Tax	0	1,192,167	1,192,167	1,192,167	-
1.030 - Income Tax	(1)	14,357,757	14,357,756	14,357,756	-
1.035 - Unrestricted Grants-in-Aid	0	42,236,538	42,236,538	35,507,816	6,728,722
1.040 - 1.045 - Restricted Grants-in-Aid	1	527,938	527,939	501,029	26,910
1.050 - Property Tax Allocation	0	4,374,175	4,374,175	4,374,175	-
1.060 - All Other Operating Revenues	(0)	794,214	794,213	591,537	202,676
1.070 - Total Revenue	1	96,879,841	96,879,842	89,921,534	6,958,308
Other Financing Sources:					
2.070 - Total Other Financing Sources	-	3,239	3,239	3,239	-
2.080 - Total Revenues and Other Financing Sources	1	96,883,080	96,883,081	89,924,773	6,958,308
Expenditures:					
3.010 - Personnel Services	0	50,784,826	50,784,826	41,962,328	8,822,498
3.020 - Employees' Retirement/Insurance Benefits	(0)	19,735,540	19,735,540	16,042,547	3,692,993
3.030 - Purchased Services	0	14,111,037	14,111,037	11,574,930	2,536,107
3.040 - Supplies and Materials	0	2,239,635	2,239,635	1,855,087	384,548
3.050 - Capital Outlay	-	705,899	705,899	678,047	27,852
3.060 - 4.060 - Intergovernmental, Debt & Interest	-	-	-	-	-
4.300 - Other Objects	0	2,049,075	2,049,076	-	176,240
4.500 - Total Expenditures	1	89,626,012	89,626,012	72,112,939	15,640,237
Other Financing Uses:					
5.040 - Total Other Financing Uses	-	3,211,521	3,211,521	3,211,521	-
5.050 - Total Expenditures and Other Financing Uses	1	92,837,533	92,837,533	75,324,460	15,640,237
Excess of Rev & Other Financing Uses Over (Under)					
6.010 - Expenditures and Other Financing Uses	1	4,045,547	4,045,548	14,600,313	(8,681,929)
7.010 - Cash Balance July 1	5	12,715,103	12,715,108		
7.020 - Cash Balance June 30	5	16,760,651	16,760,656		

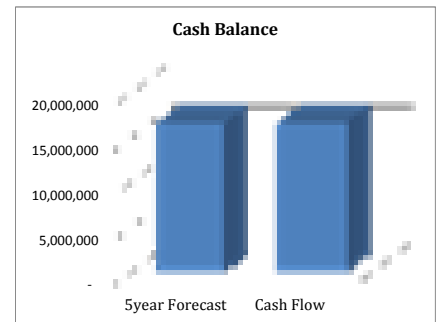
Projected Differences from 5year Forecast Actuals/Estimates as compared to Cash Flow Actual/Estimates



Dollar Variance: 1
Percent Variance: 0.00%

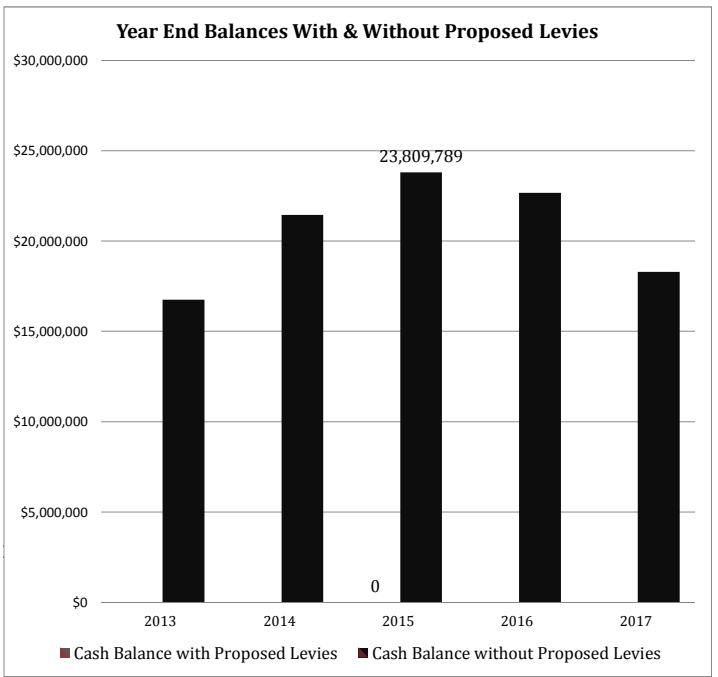
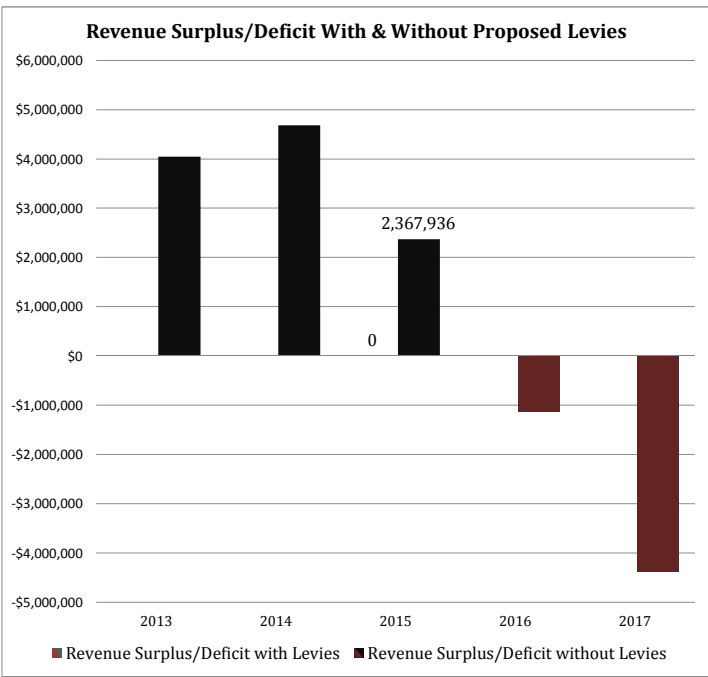
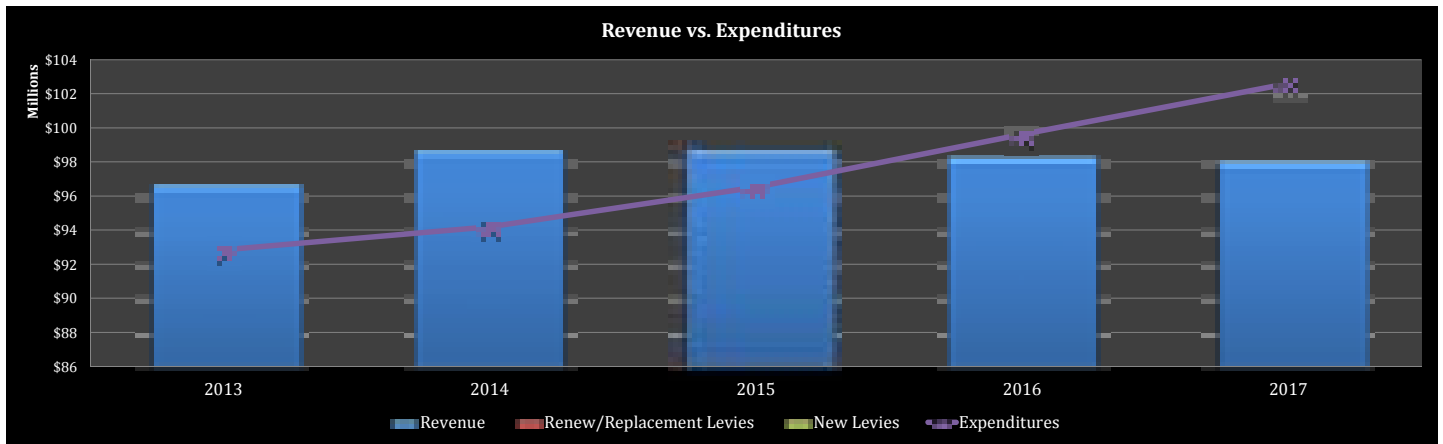


Dollar Variance: 1
Percent Variance: 0.00%



Dollar Variance: 5
Percent Variance: 0.00%

	Fiscal Year 2013	Fiscal Year 2014	Fiscal Year 2015	Fiscal Year 2016	Fiscal Year 2017
Beginning Balance	12,715,103	16,760,651	21,441,853	23,809,789	22,670,726
+ Revenue	96,883,080	98,876,717	98,887,333	98,469,681	98,226,941
+ Proposed Renew/Replacement Levies	-	-	-	-	-
+ Proposed New Levies	-	-	-	-	-
- Expenditures	(92,837,533)	(94,195,514)	(96,519,396)	(99,608,744)	(102,600,378)
= Revenue Surplus or Deficit	4,045,547	4,681,202	2,367,936	(1,139,063)	(4,373,437)
Ending Balance	16,760,651	21,441,853	23,809,789	22,670,726	18,297,290
Revenue Surplus or Deficit w/o Levies	4,045,547	4,681,202	2,367,936	(1,139,063)	(4,373,437)
Ending Balance w/o Levies	16,760,651	21,441,853	23,809,789	22,670,726	18,297,290

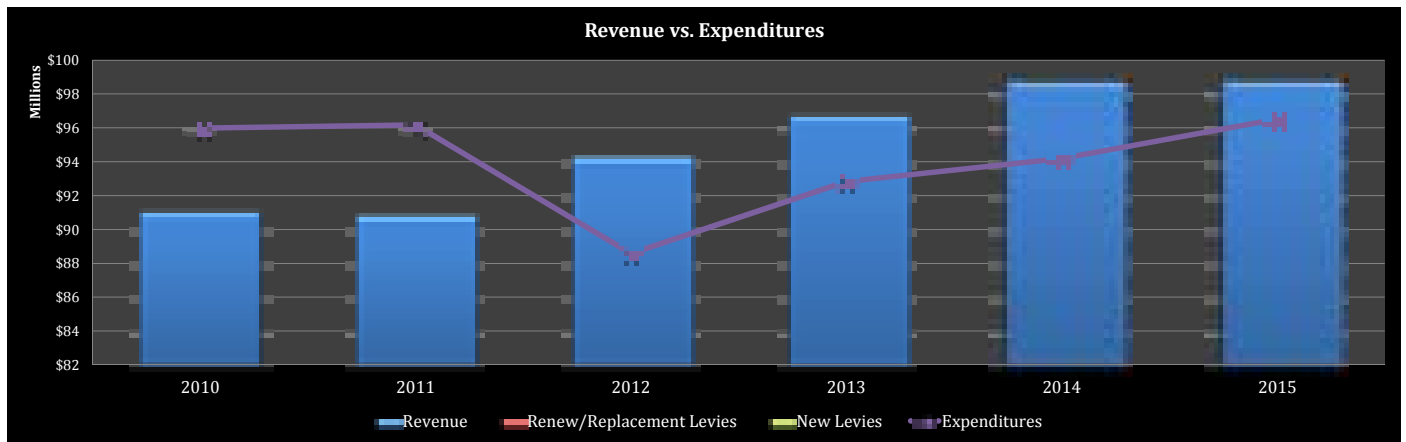


**District does not currently have any renewal, replacement or new levies proposed*

Income and Expense Simplified Statement - Historical and Projected Fiscal Years

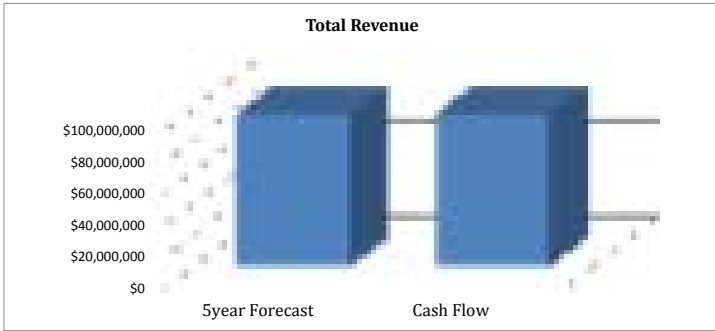
Pickerington Local School District

	Fiscal Year 2010	Fiscal Year 2011	Fiscal Year 2012	Fiscal Year 2013	Fiscal Year 2014	Fiscal Year 2015
Beginning Balance	16,801,011	12,033,443	6,845,141	12,715,103	16,760,651	21,441,853
+ Revenue	91,221,223	90,992,895	94,454,789	96,883,080	98,876,717	98,887,333
+ Proposed Renew/Replacement Levies	-	-	-	-	-	-
+ Proposed New Levies	-	-	-	-	-	-
- Expenditures	(95,988,791)	(96,181,197)	(88,584,827)	(92,837,533)	(94,195,514)	(96,519,396)
= Revenue Surplus or Deficit	(4,767,568)	(5,188,302)	5,869,962	4,045,547	4,681,202	2,367,936
Ending Balance	12,033,443	6,845,141	12,715,103	16,760,651	21,441,853	23,809,789
Revenue Surplus or Deficit w/o Levies	(4,767,568)	(5,188,302)	5,869,962	4,045,547	4,681,202	2,367,936
Ending Balance w/o Levies	12,033,443	6,845,141	12,715,103	16,760,651	21,441,853	23,809,789

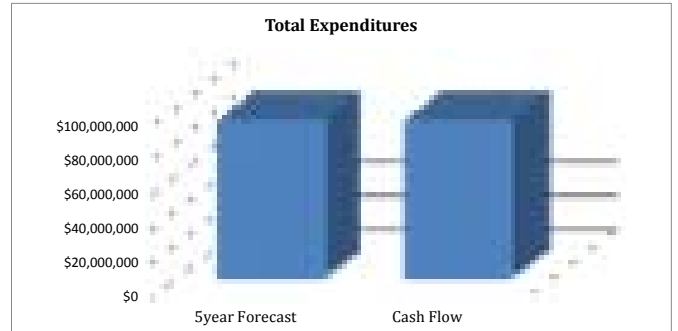


Cash Flow Graphs

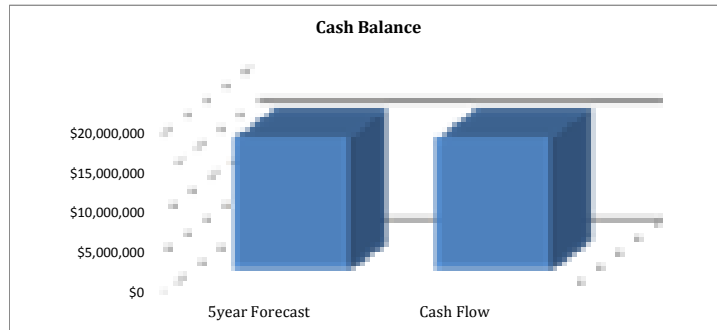
Pickerington Local School District



Dollar Variance: 1
Percent Variance: 0.00%



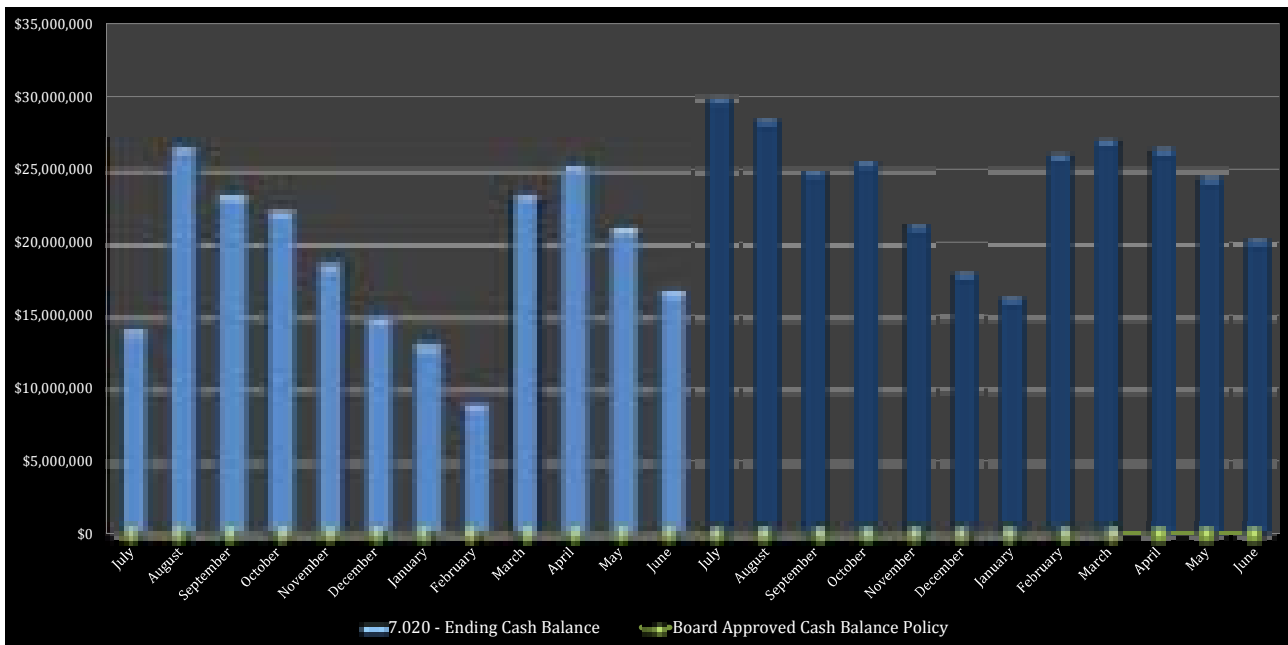
Dollar Variance: 1
Percent Variance: 0.00%



Dollar Variance: 5
Percent Variance: 0.00%

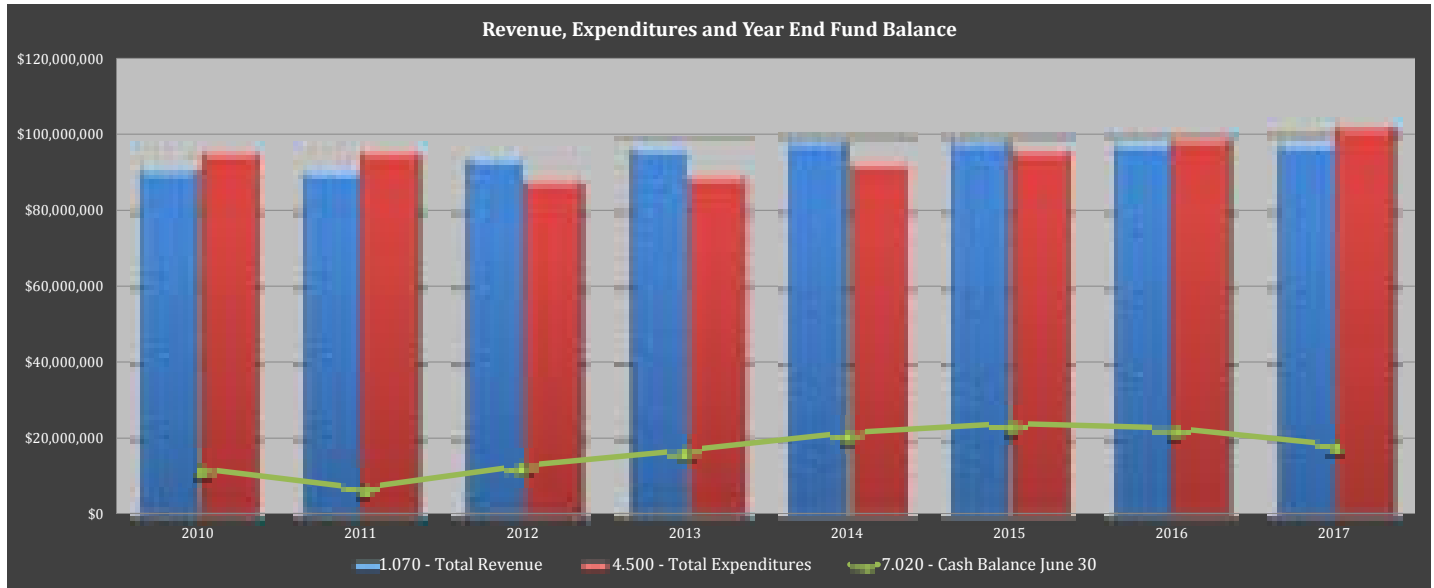
Projected Monthly Cash Flow

Board Approved Cash Balance Policy



2013 | 2014

To Next Fiscal Year's Monthly Cash Flow Projections >>>> [Click Here](#)



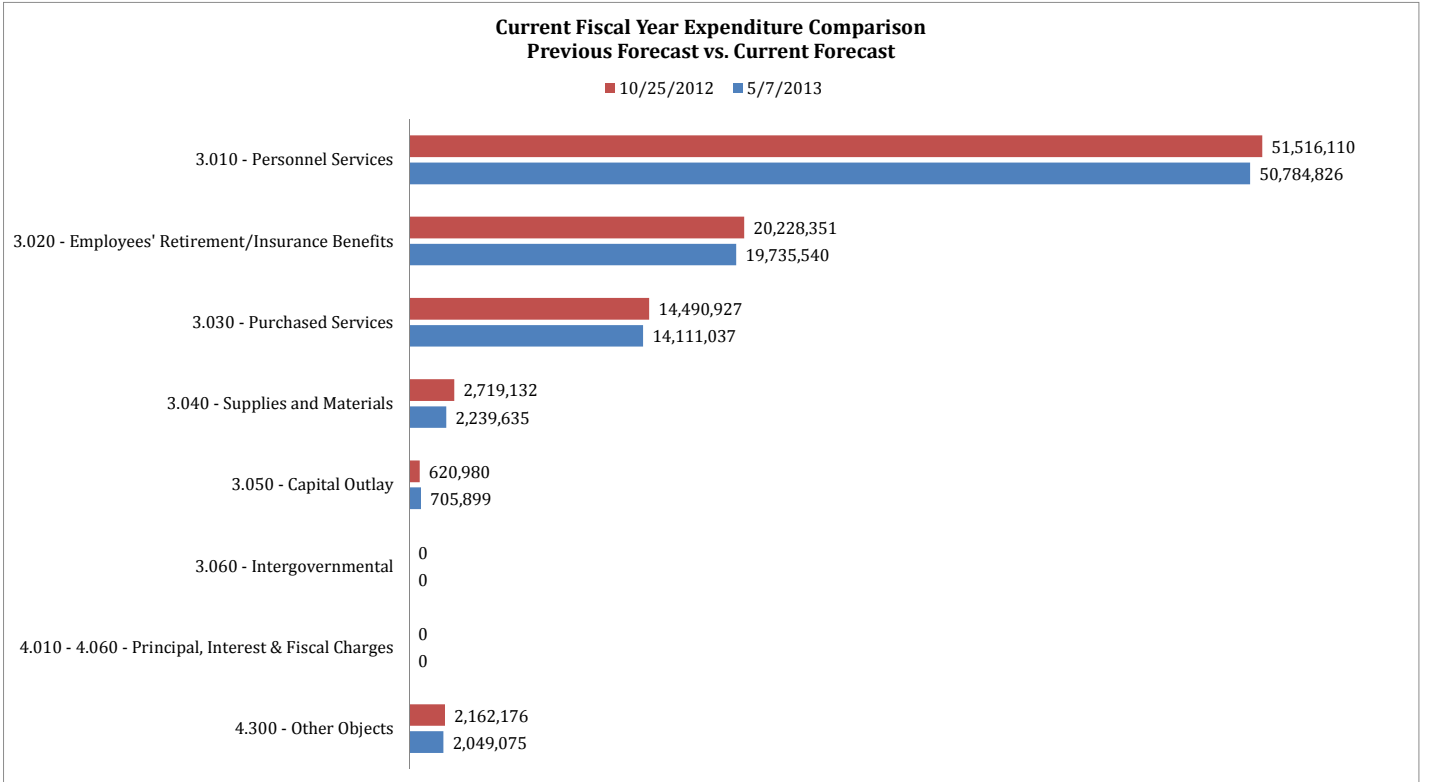
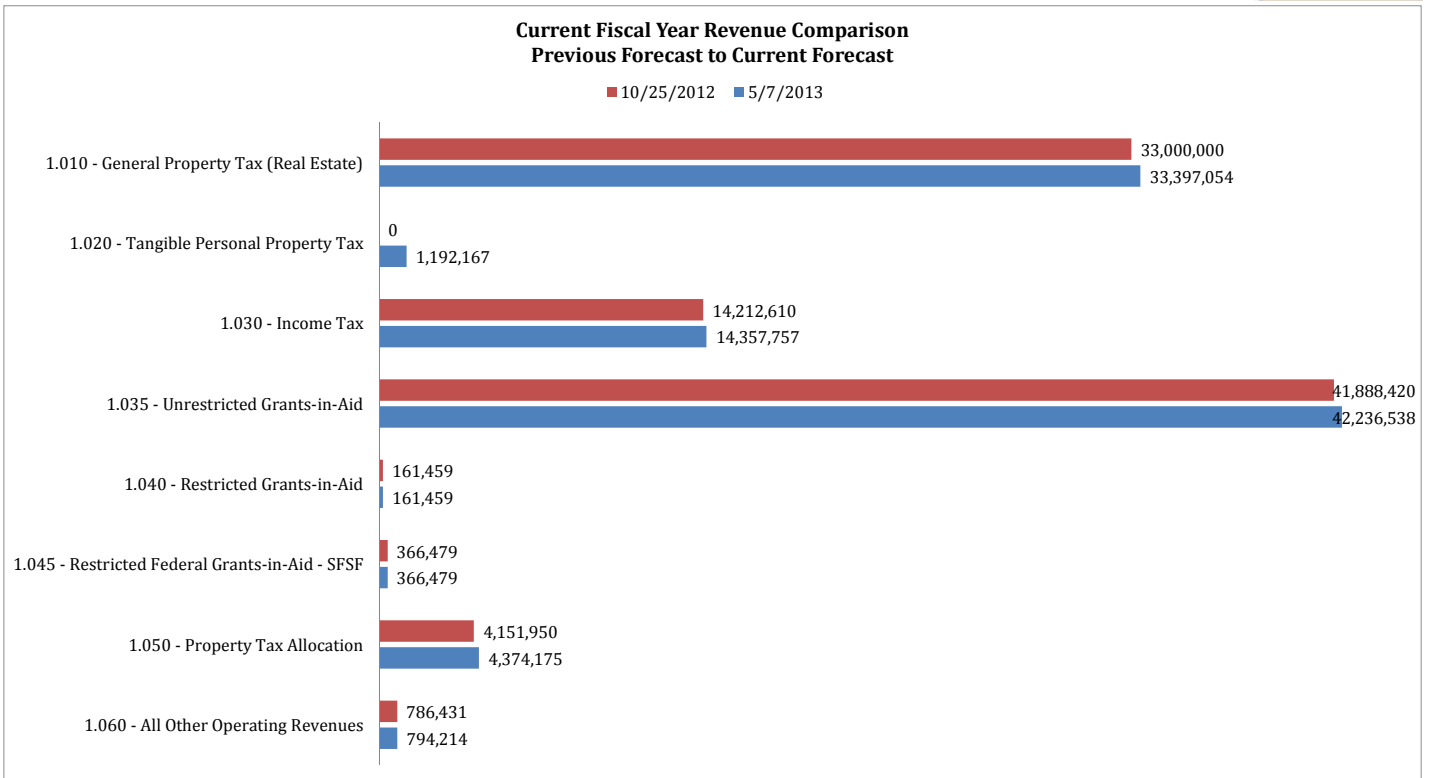
	ACTUAL			FORECASTED				
	2010	2011	2012	2013	2014	2015	2016	2017
1.070 - Total Revenue	91,221,223	90,950,874	94,427,231	96,879,841	98,876,717	98,887,333	98,469,681	98,226,941
4.500 - Total Expenditures	95,988,791	96,164,755	88,584,827	89,626,012	93,195,514	96,519,396	99,608,744	102,600,378
7.020 - Cash Balance June 30	12,033,443	6,845,141	12,715,103	16,760,651	21,441,853	23,809,789	22,670,726	18,297,290

Analysis:

Forecast Compare - Variance Graphs

For Fiscal Year: 2013

Freeze 5-Year
for Comparison



Previous Forecast Date: **10/25/2012**

Current Forecast Date: **5/7/2013**

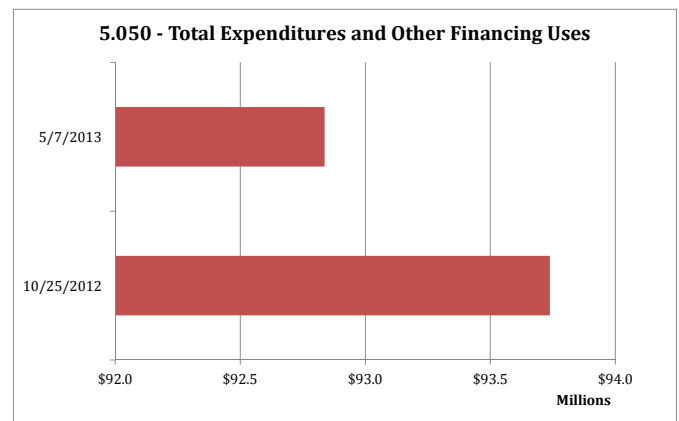
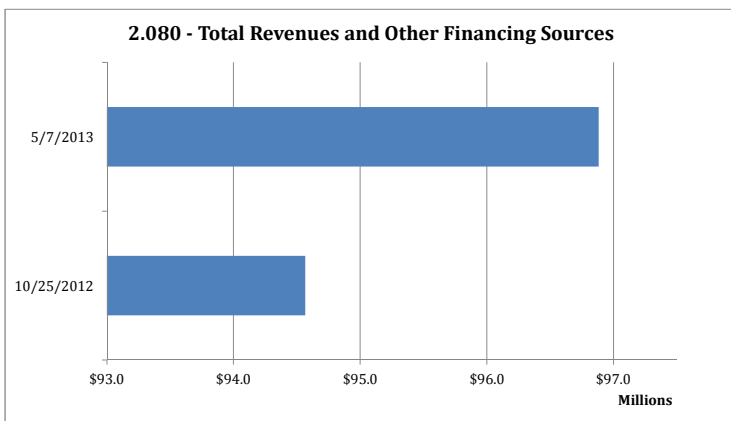
Forecast Compare - Compares Previous Forecast to Current Forecast

Pickerington Local School District

For Fiscal Year: 2013

Forecasted as of:

	10/25/2012	5/7/2013			
	Fiscal Year 2013	Fiscal Year 2013	Dollar Difference	Percentage Variance	
Revenue:					
1.010 - General Property Tax (Real Estate)	33,000,000	33,397,054	397,054	1.20%	Revenue Variance Notes: PUPP values no longer embedded in RE values. Income tax grew at 1.85% as opposed to .8% Unrestricted Aid: reduction per pupil changed from \$130/pupil to \$100/pupil after April #2 payment With PUPP out of RE values, better able to estimate Homestead/Rollback.
1.020 - Tangible Personal Property Tax	-	1,192,167	1,192,167	0	
1.030 - Income Tax	14,212,610	14,357,757	145,147	1.02%	
1.035 - Unrestricted Grants-in-Aid	41,888,420	42,236,538	348,118	0.83%	
1.040 - Restricted Grants-in-Aid	161,459	161,459	0	0.00%	
1.045 - Restricted Federal Grants-in-Aid - SFSF	366,479	366,479	-	0.00%	
1.050 - Property Tax Allocation	4,151,950	4,374,175	222,225	5.35%	
1.060 - All Other Operating Revenues	786,431	794,214	7,783	0.99%	
1.070 - Total Revenue	94,567,349	96,879,841	2,312,492	2.45%	
2.070 - Total Other Financing Sources	-	3,239	3,239	0	
2.080 - Total Revenues and Other Financing Sources	94,567,349	96,883,080	2,315,731	2.45%	
Expenditures:					
3.010 - Personnel Services	51,516,110	50,784,826	(731,284)	-1.42%	Expenditure Variance Notes: Personnel services adding 9 FTE in FY 14; adding 10 FTE in FY 15, then due to enrollment projections, not adding add'l FTE in FY 16-17. Impact of RIF greater than anticipated for Benefits Impact of budgetary cuts greater than anticipated for Purchased Services Impact of budgetary cuts greater than anticipated for Supplies Increased Technology purchases impacts Equipment
3.020 - Employees' Retirement/Insurance Benefits	20,228,351	19,735,540	(492,811)	-2.44%	
3.030 - Purchased Services	14,490,927	14,111,037	(379,890)	-2.62%	
3.040 - Supplies and Materials	2,719,132	2,239,635	(479,497)	-17.63%	
3.050 - Capital Outlay	620,980	705,899	84,919	13.67%	
3.060 - Intergovernmental	-	-	-	0	
4.010 - 4.060 - Principal, Interest & Fiscal Charges	-	-	-	0	
4.300 - Other Objects	2,162,176	2,049,075	(113,101)	-5.23%	
4.500 - Total Expenditures	91,737,676	89,626,012	(2,111,664)	-2.30%	
5.040 - Total Other Financing Uses	2,000,000	3,211,521	1,211,521	60.58%	
5.050 - Total Expenditures and Other Financing Uses	93,737,676	92,837,533	(900,143)	-0.96%	
				0	
6.010 - Revenue Surplus/(Shortfall) - Line 2.080, Less 5.050	829,673	4,045,547	3,215,874	387.61%	
7.010 - Cash Balance at Beginning of Year	12,715,104	12,715,103	(1)	0.00%	
7.020 - Cash Balance at End of Year [Line 7.010 +/- Line 6.010]	13,544,777	16,760,651	3,215,874	23.74%	
11.010 + 11.020 - Projected Renewal & Replacement Levies [Lines 1.010, 1.020, 1.030, 1.050, 1.070, 2.080]	-	-	-	0	
13.010 + 13.020 - Projected New Levies [Lines 1.010, 1.020, 1.030, 1.050, 1.070, 2.080]	-	-	-	0	
11.030 - Cumulative Projected Renewal/Replacement Levies	-	-	-	0	
13.030 - Cumulative Projected New Levies	-	-	-	0	
8.010 - End of Year Outstanding Purchase Orders	1,500,000	1,500,000	-	0.00%	



Forecast Compare - Compares Previous Forecast to Current Forecast

Pickerington Local School District

For Fiscal Year: 2014

Forecasted as of:

	10/25/2012	5/7/2013			
	Fiscal Year 2014	Fiscal Year 2014	Dollar Difference	Percentage Variance	
Revenue:					
1.010 - General Property Tax (Real Estate)	33,165,000	32,820,403	(344,597)	-1.04%	Revenue Variance Notes: Anticipated 4.0% decrease in Res/Ag property valuation. PUPP received on line 1.020 as opposed to being built into 1.010 Anticipated 1.5% increase in Income Tax growth. 6% increase in Unrestricted Aid due to Sub. HB 59 Higher estimated values for line 1.010 increases Rollback/Homestead
1.020 - Tangible Personal Property Tax	-	1,287,664	1,287,664	0	
1.030 - Income Tax	14,354,736	14,773,123	418,387	2.91%	
1.035 - Unrestricted Grants-in-Aid	42,092,119	44,701,513	2,609,394	6.20%	
1.040 - Restricted Grants-in-Aid	161,459	161,459	0	0.00%	
1.045 - Restricted Federal Grants-in-Aid - SFSF	-	-	-	0	
1.050 - Property Tax Allocation	4,171,392	4,330,399	159,007	3.81%	
1.060 - All Other Operating Revenues	786,431	802,156	15,725	2.00%	
1.070 - Total Revenue	94,731,137	98,876,717	4,145,580	4.38%	
2.070 - Total Other Financing Sources	-	-	-	0	
2.080 - Total Revenues and Other Financing Sources	94,731,137	98,876,717	4,145,580	4.38%	
Expenditures:					
3.010 - Personnel Services	52,054,751	52,132,946	78,195	0.15%	Expenditure Variance Notes: Assume replacement of all retired staff, and increase of about 9.0 FTE , mainly for RTI, Special Ed Residual impact of prior FY Benefits estimate Residual impact of prior FY estimates for Purchased Services, Supplies and Equipment Increase in Technology budget to effectively incorporate PARCC and other technological additions
3.020 - Employees' Retirement/Insurance Benefits	21,666,471	21,238,138	(428,333)	-1.98%	
3.030 - Purchased Services	14,727,573	14,507,246	(220,327)	-1.50%	
3.040 - Supplies and Materials	2,827,551	2,345,625	(481,926)	-17.04%	
3.050 - Capital Outlay	599,156	1,345,899	746,743	124.63%	
3.060 - Intergovernmental	-	-	-	0	
4.010 - 4.060 - Principal, Interest & Fiscal Charges	-	-	-	0	
4.300 - Other Objects	2,213,209	1,625,661	(587,548)	-26.55%	
4.500 - Total Expenditures	94,088,711	93,195,514	(893,197)	-0.95%	
5.040 - Total Other Financing Uses	1,000,000	1,000,000	-	0.00%	
5.050 - Total Expenditures and Other Financing Uses	95,088,711	94,195,514	(893,197)	-0.94%	
				0	
6.010 - Revenue Surplus/(Shortfall) - Line 2.080, Less 5.050	(357,574)	4,681,202	5,038,776	-1409.16%	
7.010 - Cash Balance at Beginning of Year	13,544,777	16,760,651	3,215,874	23.74%	
7.020 - Cash Balance at End of Year [Line 7.010 +/- Line 6.010]	13,187,203	21,441,853	8,254,650	62.60%	
11.010 + 11.020 - Projected Renewal & Replacement Levies [Lines 1.010, 1.020, 1.030, 1.050, 1.070, 2.080]	-	-	-	0	
13.010 + 13.020 - Projected New Levies [Lines 1.010, 1.020, 1.030, 1.050, 1.070, 2.080]	-	-	-	0	
11.030 - Cumulative Projected Renewal/Replacement Levies	-	-	-	0	
13.030 - Cumulative Projected New Levies	-	-	-	0	
8.010 - End of Year Outstanding Purchase Orders	1,500,000	1,500,000	-	0.00%	

Enrollment Projections

Enter the growth rate you want to use below. For any grade, growth from the grade before from previous year can be expressed as a percentage or in terms of number of students. Open enrollment out and community school enrollment out should be entered as negative num

Grade	K	1	2	3	4	5	6	7	8	9	10	11	12	Total
Actual Headcount from Prior FY	586	701	702	786	783	819	809	791	911	866	825	853	849	10,281
Census Population Potential	734													
Percent of Census Enrolling	83%													
Fiscal Year: 2013														
Prior Year Students Advancing	606	586	701	702	786	783	819	809	791	911	866	825	853	10,038
% Growth from Prior Grade and Year Grades 1-12		11.00%	2.00%	3.50%	2.25%	2.25%	2.24%	2.59%	0.69%	2.50%	0.25%	-1.75%	-2.25%	
# Growth Calculated from Percentage Growth		64	14	25	18	18	18	21	5	23	2	-14	-19	175
# Growth from Prior Grade and Year Grades 1-12		28	20	-5	-1	10	-10	12	18	-37	-16	-14	-8	-3
Additional Students Lost (-) or Gained (+) to Open Enrollment In														0
Additional Students Lost (-) or Gained (+) to Open Enrollment Out														0
Students Lost (-) or Gained (+) to Community School														0
Total Enrollment at District Current Year (Estimated October Count)	606	678	735	722	803	811	827	842	814	897	852	797	826	10,210
Census Population Potential	688													
Percent of Census Enrolling	85%													
Fiscal Year: 2014														
Prior Year Students Advancing	585	606	678	735	722	803	811	827	842	814	897	852	797	9,968
% Growth from Prior Grade and Year Grades 1-12		10.00%	0.00%	0.00%	0.00%	0.00%	0.00%	0.00%	0.00%	0.00%	0.00%	0.00%	0.00%	
# Growth Calculated from Percentage Growth		61	0	0	0	0	0	0	0	0	0	0	0	61
# Growth from Prior Grade and Year Grades 1-12														0
Additional Students Lost (-) or Gained (+) to Open Enrollment In														0
Additional Students Lost (-) or Gained (+) to Open Enrollment Out														0
Students Lost (-) or Gained (+) to Community School														0
Total Enrollment at District for Modeled Year (Est. October Count)	585	667	678	735	722	803	811	827	842	814	897	852	797	10,029
Census Population Potential	630													
Percent of Census Enrolling	85%													
Fiscal Year: 2015														
Prior Year Students Advancing	536	585	667	678	735	722	803	811	827	842	814	897	852	9,768
% Growth from Prior Grade and Year Grades 1-12		10.00%	0.00%	0.00%	0.00%	0.00%	0.00%	0.00%	0.00%	0.00%	0.00%	0.00%	0.00%	
# Growth Calculated from Percentage Growth		58	0	0	0	0	0	0	0	0	0	0	0	58
# Growth from Prior Grade and Year Grades 1-12														0
Additional Students Lost (-) or Gained (+) to Open Enrollment In														0
Additional Students Lost (-) or Gained (+) to Open Enrollment Out														0
Students Lost (-) or Gained (+) to Community School														0
Total Enrollment at District for Modeled Year (Est. October Count)	536	643	667	678	735	722	803	811	827	842	814	897	852	9,826
Census Population Potential	613													
Percent of Census Enrolling	85%													
Fiscal Year: 2016														
Prior Year Students Advancing	521	536	643	667	678	735	722	803	811	827	842	814	897	9,495
% Growth from Prior Grade and Year Grades 1-12		10.00%	0.00%	0.00%	0.00%	0.00%	0.00%	0.00%	0.00%	0.00%	0.00%	0.00%	0.00%	
# Growth Calculated from Percentage Growth		54	0	0	0	0	0	0	0	0	0	0	0	54
# Growth from Prior Grade and Year Grades 1-12														0
Additional Students Lost (-) or Gained (+) to Open Enrollment In														0
Additional Students Lost (-) or Gained (+) to Open Enrollment Out														0
Students Lost (-) or Gained (+) to Community School														0
Total Enrollment at District for Modeled Year (Est. October Count)	521	590	643	667	678	735	722	803	811	827	842	814	897	9,549
Census Population Potential	620													
Percent of Census Enrolling	85%													
Fiscal Year: 2017														
Prior Year Students Advancing	527	521	590	643	667	678	735	722	803	811	827	842	814	9,179
% Growth from Prior Grade and Year Grades 1-12		10.00%	0.00%	0.00%	0.00%	0.00%	0.00%	0.00%	0.00%	0.00%	0.00%	0.00%	0.00%	
# Growth Calculated from Percentage Growth		52	0	0	0	0	0	0	0	0	0	0	0	52
# Growth from Prior Grade and Year Grades 1-12														0