

Pickerington Local School District

Monthly Financial Report

Month Ending February 28, 2015



Timothy R. Jenkins, Treasurer

PICKERINGTON LOCAL SCHOOL DISTRICT

Reconciliation and Balance Form

Report at Close of Business: February 28, 2015

Cash Balance	\$ 63,940,017.70
Outstanding Checks	<u>\$ 337,390.70</u>
TOTAL ASSETS	\$ 64,277,408.40

Adjusted Depository Balance	\$ 7,888,282.07
Investments	<u>\$ 56,389,126.33</u>
TOTAL ASSETS	\$ 64,277,408.40

Depository Balance	\$ 7,887,731.22
Returned Checks	\$ 505.00
Payroll in Transit	<u>\$ 45.85</u>
Adjusted Depository Balance	\$ 7,888,282.07

Fund #	Fund Description	FYTD	MTD	FYTD	Current	Current	Unencumbered	Bank	
Begin	Balance	MTD	Receipts	Expenditures	Expenditures	Fund Balance	Encumbrances	Fund Balance	Code
001 0000	GENERAL FUND								
	12,597,675.65	19,632,727.68	76,428,525.71	7,738,082.97	67,934,925.89	21,091,275.47	4,920,229.47	16,171,046.00	
001 9001 412	INSTR. SUPPLY AND TEXTBOOKS								
	1,448,131.59	0.00	2,000,000.00	48,788.44	1,953,039.13	1,495,092.46	83,780.39	1,411,312.07	
001 9002 412	CAPITAL IMPROV AND MAINT								
	5,703,718.03	0.00	0.00	56,175.57	155,192.34	5,548,525.69	29,236.00	5,519,289.69	
001 9003	BUILDING BLOCKS								
	952,573.44	0.00	0.00	0.00	4,641.20	947,932.24	6,000.00	941,932.24	
001 9004	GENERAL FUND								
	6,773.72	0.00	0.00	0.00	0.00	6,773.72	0.00	6,773.72	
001 9005	MAINTENANCE/CUSTODIAL SUPPLY								
	1,253,396.60	0.00	1,300,000.00	68,874.00	1,259,000.45	1,294,396.15	407,268.42	887,127.73	
001 9006	ECON DISADVANTAGED RESTRICTED FUNDING								
	33.11-	14,250.04	114,250.22	0.00	0.00	114,217.11	0.00	114,217.11	
	TOTAL FOR Fund 001 - GENERAL:								
	21,962,235.92	19,646,977.72	79,842,775.93	7,911,920.98	71,306,799.01	30,498,212.84	5,446,514.28	25,051,698.56	
002 9001	BOND RETIREMENT-DISTRICT								
	14,225,809.87	5,062,000.00	42,576,319.73	0.00	42,469,051.18	14,333,078.42	0.00	14,333,078.42	
002 9002	BOND RETIREMENT-LIBRARY								
	187,605.21	0.00	0.00	0.00	132,665.00	54,940.21	0.00	54,940.21	
	TOTAL FOR Fund 002 - BOND RETIREMENT:								
	14,413,415.08	5,062,000.00	42,576,319.73	0.00	42,601,716.18	14,388,018.63	0.00	14,388,018.63	
003 0000	PERMANENT IMPROVEMENT								
	1,265,520.30	0.00	1,703,760.44	2,712.50	529,591.64	2,439,689.10	1,170,238.57	1,269,450.53	
003 9002	PERM IMPROVEMENT NATL SCHOOL FITNESS FOUNDTN								
	331.82	0.00	0.00	0.00	0.00	331.82	0.00	331.82	
003 9013	PERMANENT IMPROVEMENT PROJECTS 2013								
	851,302.18	0.00	0.00	0.00	409,869.62	441,432.56	142,330.36	299,102.20	
003 9198	PERMANENT IMPROVEMENT LEVY								
	9,293.00	0.00	0.00	5,880.00	5,880.00	3,413.00	3,413.00	0.00	
003 9200	CAPITAL DEVELOPMENT								
	870,926.39	7,930.00	39,370.24	195.00	195.00	910,101.63	0.00	910,101.63	

Fund #	Fund Description	FYTD	MTD	FYTD	Current	Current	Unencumbered	Bank
Begin Balance	MTD Receipts	Receipts	Expenditures	Expenditures	Fund Balance	Encumbrances	Fund Balance	Code
TOTAL FOR Fund 003 - PERMANENT IMPROVEMENT:								
2,997,373.69	7,930.00	1,743,130.68	8,787.50	945,536.26	3,794,968.11	1,315,981.93	2,478,986.18	
004 9001	BUILDING FUND (NEW HS/JH)							
8,400.32	0.00	0.00	0.00	0.00	8,400.32	0.00	8,400.32	
004 9009	CAPITAL IMPROVEMENTS DISTRICTWIDE							
433,435.24	0.00	20.62	0.00	329,936.38	103,519.48	133,053.00	29,533.52-	
004 9012	BUILDING FUND SYCAMORE ELEMENTARY							
7,994.04	0.00	0.00	0.00	0.00	7,994.04	70,582.08	62,588.04-	
004 9013	BUILDING FUND TOLLGATE ELEM & MIDDLE SCHOOL							
26,287.03	0.00	0.00	0.00	12,315.00	13,972.03	14,435.04	463.01-	
004 9200	LOCALLY FUNDED INITIATIVE (LFI)							
303,050.66	7.24	49.88	0.00	111,739.75	191,360.79	41,011.00	150,349.79	
TOTAL FOR Fund 004 - BUILDING:								
779,167.29	7.24	70.50	0.00	453,991.13	325,246.66	259,081.12	66,165.54	
006 0000	LUNCHROOM							
1,412,909.53	385,048.01	2,825,061.03	330,276.89	2,693,313.69	1,544,656.87	210,091.78	1,334,565.09	
TOTAL FOR Fund 006 - FOOD SERVICE:								
1,412,909.53	385,048.01	2,825,061.03	330,276.89	2,693,313.69	1,544,656.87	210,091.78	1,334,565.09	
007 9002	PHS NORTH TRUST							
163.71	0.00	1,200.24	0.00	1,000.00	363.95	0.00	363.95	
007 9003	LAKEVIEW JUNIOR HIGH TRUST							
2,360.52	0.00	4,494.63	103.00	1,645.00	5,210.15	0.00	5,210.15	
007 9004	RIDGEVIEW JUNIOR HIGH TRUST							
11.85	42.00	237.70	0.00	237.70	11.85	0.00	11.85	
007 9005	HERITAGE ELEM TRUST							
223.71	0.00	659.45	0.00	25.00	858.16	130.00	728.16	
007 9006	FAIRFIELD ELEM TRUST							
2,670.80	237.00	1,221.00	83.95	1,725.67	2,166.13	46.17	2,119.96	
007 9007	PICKERINGTON ELEM. TRUST							
1,614.41	0.00	0.00	0.00	0.00	1,614.41	0.00	1,614.41	
007 9008	VIOLET ELEM. TRUST							
196.70	0.00	0.00	0.00	0.00	196.70	0.00	196.70	

Fund #	Fund Description	FYTD	MTD	FYTD	Current	Current	Unencumbered	Bank	
Begin	MTD	Receipts	Expenditures	Expenditures	Fund Balance	Encumbrances	Fund Balance	Code	
Balance	Receipts								
007 9009	TUSSING ELEM. TRUST	2,269.94	0.00	1,004.80	0.00	1,502.37	1,772.37	0.00	1,772.37
007 9010	HARMON MIDDLE SCHOOL TRUST	4,119.90	0.00	7,025.73	0.00	8,254.94	2,890.69	645.00	2,245.69
007 9011	DILEY MIDDLE SCHOOL TRUST	726.33	0.00	7,055.06	0.00	6,364.44	1,416.95	0.00	1,416.95
007 9012	SYCAMORE ELEM TRUST	170.00	0.00	1,339.31	0.00	1,339.31	170.00	0.00	170.00
007 9014	TOLLGATE MIDDLE SCHOOL TRUST	36.61-	300.00	300.00	0.00	0.00	263.39	300.00	36.61-
007 9091	MEMORIAL FUND	342.62	0.00	0.00	0.00	0.00	342.62	0.00	342.62
007 9101	SCHOLARSHIP SPECIAL TRUST (LARAIN HARRISON)	1,718.00	0.00	0.00	0.00	0.00	1,718.00	0.00	1,718.00
007 9133	HIGH SCHOOL CHORUS	110.02	0.00	0.00	0.00	0.00	110.02	0.00	110.02
007 9210	INSTRUCTIONAL IMPROVEMENT	1,325.05	0.00	0.00	0.00	0.00	1,325.05	0.00	1,325.05
	TOTAL FOR Fund 007 - SPECIAL TRUST:	17,986.95	579.00	24,537.92	186.95	22,094.43	20,430.44	1,121.17	19,309.27
009 9001	UNIFORM SCHL SUPPLIES HARMON GR 5 WORKBOOKS	87.21	185.00	3,188.60	0.00	4,874.53	1,598.72-	0.00	1,598.72-
009 9003	UNIFORM SCHL SUPPLIES HARMON GR 5 SCIENCE	1,284.24	45.00	777.80	0.00	865.75	1,196.29	0.00	1,196.29
009 9004	UNIFORM SCHL SUPPLIES HARMON GR 6 WORKBOOKS	150.19	392.80	4,050.20	0.00	8,983.59	4,783.20-	0.00	4,783.20-
009 9006	UNIFORM SCHL SUPPLIES HARMON GR 6 SCIENCE	1,349.67	102.60	1,143.40	0.00	370.49	2,122.58	0.00	2,122.58
009 9010	UNIFORM SCHL SUPPLIES DILEY GR 5 WORKBOOKS	483.47	156.00	4,807.80	0.00	6,239.52	948.25-	0.00	948.25-
009 9012	UNIFORM SCHL SUPPLIES DILEY GR 5 SCIENCE	1,299.59	39.00	1,247.40	0.00	565.07	1,981.92	300.00	1,681.92

Fund #	Fund Description	FYTD	MTD	FYTD	Current	Current	Unencumbered	Bank	
Begin	Balance	Receipts	Expenditures	Expenditures	Fund Balance	Encumbrances	Fund Balance	Code	
		MTD Receipts							
009 9013	UNIFORM SCHL SUPPLIES DILEY GR 6 WORKBOOKS	47.27	412.50	6,414.80	0.00	10,676.02	4,213.95-	0.00	4,213.95-
009 9015	UNIFORM SCHL SUPPLIES DILEY GR 6 SCIENCE	1,592.80	112.50	1,891.30	0.00	921.09	2,563.01	300.00	2,263.01
009 9020	UNIFORM SCHL SUPPLIES TOLLGATE GR 5 WORKBOOKS	54.33	105.60	3,997.80	0.00	5,316.86	1,264.73-	0.00	1,264.73-
009 9022	UNIFORM SCHL SUPPLIES TOLLGATE GR 5 SCIENCE	1,171.83	26.40	1,020.00	0.00	457.71	1,734.12	250.00	1,484.12
009 9023	UNIFORM SCHL SUPPLIES TOLLGATE GR 6 WORKBOOKS	18.05	394.00	5,741.40	0.00	13,822.13	8,062.68-	0.00	8,062.68-
009 9025	UNIFORM SCHL SUPPLIES TOLLGATE GR 6 SCIENCE	1,244.23	107.75	1,683.20	0.00	377.54	2,549.89	250.00	2,299.89
009 9030	UNIFORM SCHL SUPPLIES SYCAMORE ELEM KDG	1,134.81	12.50	1,294.00	0.00	149.50	2,279.31	0.00	2,279.31
009 9031	UNIFORM SCHL SUPPLIES SYCAMORE GR 1	389.73	6.00	300.00	0.00	0.00	689.73	0.00	689.73
009 9032	UNIFORM SCHL SUPPLIES SYCAMORE GR 2	469.36	7.50	254.50	0.00	0.00	723.86	0.00	723.86
009 9033	UNIFORM SCHL SUPPLIES SYCAMORE GR 3	1,658.25	32.00	425.00	0.00	164.65	1,918.60	0.00	1,918.60
009 9034	UNIFORM SCHL SUPPLIES SYCAMORE GR 4	1,228.96	25.00	527.50	0.00	605.02	1,151.44	0.00	1,151.44
009 9035	UNIFORM SCHL SUPPLIES SYCAMORE ELEM WORKBOOKS	561.96	341.00	8,146.50	0.00	7,353.19	1,355.27	0.00	1,355.27
009 9040	UNIFORM SCHL SUPPLIES TOLLGATE ELEM KDG	714.74	20.50	936.00	47.25	371.67	1,279.07	0.00	1,279.07
009 9041	UNIFORM SCHL SUPPLIES TOLLGATE ELEM GR 1	438.95	6.00	249.00	0.00	224.49	463.46	0.00	463.46
009 9042	UNIFORM SCHL SUPPLIES TOLLGATE ELEM GR 2	368.93	3.00	266.00	0.00	172.85	462.08	0.00	462.08
009 9043	UNIFORM SCHL SUPPLIES TOLLGATE ELEM GR 3	345.14	27.00	370.50	0.00	0.00	715.64	0.00	715.64

Fund #	Fund Description	FYTD	MTD	FYTD	Current	Current	Unencumbered	Bank	
Begin	Balance	Receipts	Expenditures	Expenditures	Fund Balance	Encumbrances	Fund Balance	Code	
009 9044	UNIFORM SCHL SUPPLIES TOLL GATE ELEM GR 4	155.44	10.00	357.00	0.00	0.00	512.44	0.00	512.44
009 9045	UNIFORM SCHL SUPPLIES TOLLGATE ELEM WORKBOOKS	343.60	225.00	6,806.50	0.00	7,705.58	555.48-	198.00	753.48-
009 9054	UNIFORM SCHL SUPPLIES GATEWAY SCIENCE	0.00	0.00	185.00	0.00	0.00	185.00	75.00	110.00
009 9055	UNIFORM SCHL SUPPLIES GATEWAY WORKBOOKS	0.00	0.00	499.00	0.00	0.00	499.00	0.00	499.00
009 9101	UNIFORM SCHL SUPPLIES PHS CENTRAL ART	3,077.18	955.00	9,821.17	1,778.06	6,315.66	6,582.69	1,468.00	5,114.69
009 9102	UNIFORM SCHL SUPPLIES PHS CENTRAL ENGLISH	236.77	949.50	11,158.28	0.00	35,853.03	24,457.98-	0.00	24,457.98-
009 9103	UNIFORM SCHL SUPPLIES PHS CENTRAL FOR LANG	771.27	447.00	9,025.03	0.00	8,722.70	1,073.60	0.00	1,073.60
009 9104	UNIFORM SCHL SUPPLIES PHS CENTRAL WORK & FAM	720.66	3.00	111.20	0.00	49.31	782.55	0.00	782.55
009 9105	UNIFORM SCHL SUPPLIES PHS CENTRAL IND TECH	2,754.14	540.00	9,721.15	761.85	6,466.40	6,008.89	1,462.16	4,546.73
009 9106	UNIFORM SCHL SUPPLIES PHS CENTRAL SCIENCE	2,935.24	1,382.00	15,660.94	910.70	5,849.66	12,746.52	1,417.80	11,328.72
009 9107	UNIFORM SCHL SUPPLIES PHS CENTRAL BUSINESS	355.50	0.00	0.00	0.00	0.00	355.50	0.00	355.50
009 9108	UNIFORM SCHL SUPPLIES PHS CENTRAL SOC STUD	2,023.79	537.75	4,692.80	0.00	9,808.57	3,091.98-	17.24	3,109.22-
009 9109	UNIFORM SCHL SUPPLIES PHS CENTRAL SPEC ED	379.24	16.00	147.25	0.00	254.65	271.84	0.00	271.84
009 9110	UNIFORM SCHL SUPPLIES PHS CENTRAL DRAMA	1,105.76	28.80	447.95	0.00	0.00	1,553.71	0.00	1,553.71
009 9111	UNIFORM SCHL SUPPLIES PHS CENTRAL PLANNERS	3,926.90	144.11	1,814.02	0.00	3,753.50	1,987.42	0.00	1,987.42
009 9112	UNIFORM SCHL SUPPLIES PHS CENTRAL OWE	6.00	0.00	0.00	0.00	0.00	6.00	0.00	6.00

Fund #	Fund Description	FYTD	MTD	FYTD	Current	Current	Unencumbered	Bank
Begin	Balance	Receipts	Expenditures	Expenditures	Fund Balance	Encumbrances	Fund Balance	Code
		MTD Receipts						
009 9114	UNIFORM SCHL SUPPLIES PHS CENTRAL MATH	387.38	0.00	14,337.20	8,670.70-	0.00	8,670.70-	
		258.00						
009 9115	UNIFORM SCHL SUPPLIES PHSC SUCCESS ACADEMY	0.00	0.00	0.00	0.20	0.00	0.20	
		0.20						
009 9117	UNIFORM SCHOOL SUPPLIES PHSC CHOIR ROBES	0.00	0.00	0.00	2,955.00	0.00	2,955.00	
		2,925.00						
009 9118	UNIFORM SCHL SUPPLIES CENTRAL HEALTH-PE	58.50	0.00	2,646.00	630.34-	0.00	630.34-	
		193.16						
009 9119	UNIFORM SCHL SUPPLIES CENTRAL BIOMEDICAL SCI	274.00	0.00	0.00	1,931.40	975.05	956.35	
		0.00						
009 9120	UNIFORM SCHL SUPPLIES CENTRAL ENGINEERING SCI	30.00	0.00	0.00	317.43	0.00	317.43	
		0.00						
009 9201	UNIFORM SCHL SUPPLIES PHS NORTH ART	1,570.25	871.72	11,807.55	6,656.31	495.98	6,160.33	
		2,823.03						
009 9202	UNIFORM SCHL SUPPLIES PHS NORTH ENGLISH	794.20	45.63	39,824.29	21,113.21-	0.00	21,113.21-	
		4,180.38						
009 9203	UNIFORM SCHL SUPPLIES PHS NORTH FOREIGN LANG	371.00	0.00	15,787.52	2,396.24-	95.94	2,492.18-	
		4,134.03						
009 9204	UNIFORM SCHL SUPPLIES PHS NORTH WORK & FAMILY	3.00	0.00	0.00	33.19	0.00	33.19	
		13.19						
009 9205	UNIFORM SCHL SUPPLIES PHS NORTH IND TECH	515.00	209.56	5,282.37	7,933.71	2,301.47	5,632.24	
		4,365.03						
009 9206	UNIFORM SCHL SUPPLIES PHS NORTH SCIENCE	1,204.00	1,704.23	7,997.77	12,858.09	2,183.01	10,675.08	
		4,767.96						
009 9207	UNIFORM SCHL SUPPLIES PHS NORTH BUSINESS	0.00	0.00	0.00	2,225.27	0.00	2,225.27	
		2,191.47						
009 9208	UNIFORM SCHL SUPPLIES PHS NORTH SOCIAL STUD	228.00	0.00	5,809.67	1,397.57	2,495.00	1,097.43-	
		1,282.84						
009 9209	UNIFORM SCHL SUPPLIES PHS NORTH SPECIAL ED	115.00	0.00	389.23	2,929.26	349.58	2,579.68	
		2,466.24						
009 9210	UNIFORM SCHL SUPPLIES PHS NORTH THEATRE	58.00	0.00	0.00	1,927.47	0.00	1,927.47	
		1,479.32						

Fund #	Fund Description	FYTD	MTD	FYTD	Current	Current	Unencumbered	Bank
Begin	Balance	Receipts	Expenditures	Expenditures	Fund Balance	Encumbrances	Fund Balance	Code
		MTD Receipts						
009 9211	UNIFORM SCHL SUPPLIES PHS NORTH PLANNERS	109.67	0.00	3,848.50	2,158.20	0.00	2,158.20	
		3,940.34						
009 9212	UNIFORM SCHL SUPPLIES PHS NORTH CBI-OWE	0.00	0.00	0.00	0.87	0.00	0.87	
		0.87						
009 9214	UNIFORM SCHL SUPPLIES PHS NORTH MATH	609.00	0.00	13,924.57	6,065.04-	0.00	6,065.04-	
		410.53						
009 9218	UNIFORM SCHL SUPPLIES PHS NORTH HEALTH-PE	65.00	0.00	5,156.25	2,298.14-	0.00	2,298.14-	
		125.86						
009 9219	UNIFORM SCHL SUPPLIES NORTH BIOMEDICAL SCI	105.00	0.00	0.00	1,950.00	0.00	1,950.00	
		0.00						
009 9220	UNIFORM SCHL SUPPLIES NORTH ENGINEERING SCI	0.00	0.00	0.00	300.00	0.00	300.00	
		0.00						
009 9301	UNIFORM SCHL SUPPLIES LAKEVIEW ART	732.00	2,632.78	9,575.54	4,142.53	227.56	3,914.97	
		9,428.07						
009 9302	UNIFORM SCHL SUPPLIES LAKEVIEW ENGLISH	1,643.90	0.00	15,896.60	7,305.66-	0.00	7,305.66-	
		679.34						
009 9303	UNIFORM SCHL SUPPLIES LAKEVIEW FOREIGN LANG	0.00	0.00	6,036.80	5,777.50-	0.00	5,777.50-	
		78.30						
009 9304	UNIFORM SCHL SUPPLIES LAKEVIEW IND TECH	533.00	406.94	6,522.47	4,942.23	0.00	4,942.23	
		8,396.30						
009 9305	UNIFORM SCHL SUPPLIES LAKEVIEW MATH	683.00	0.00	7,740.15	4,973.75-	538.50	5,512.25-	
		0.00						
009 9306	UNIFORM SCHL SUPPLIES LAKEVIEW SCIENCE	357.70	291.45	2,378.23	2,848.16	1,069.02	1,779.14	
		2,942.29						
009 9307	UNIFORM SCHL SUPPLIES LAKEVIEW SOCIAL STUD	0.00	0.00	0.00	2,121.89	0.00	2,121.89	
		2,078.89						
009 9308	UNIFORM SCHL SUPPLIES LAKEVIEW SPECIAL EDUC	0.00	0.00	0.00	217.60	0.00	217.60	
		217.60						
009 9309	UNIFORM SCHL SUPPLIES LAKEVIEW HOME ECON	0.00	261.34	261.34	695.64	0.00	695.64	
		934.98						
009 9310	UNIFORM SCHL SUPPLIES LAKEVIEW PLANNERS	486.50	0.00	4,180.00	600.62-	0.00	600.62-	
		837.88						

Fund #	Fund Description	FYTD	MTD	FYTD	Current	Current	Unencumbered	Bank	
Begin	Balance	Receipts	Expenditures	Expenditures	Fund Balance	Encumbrances	Fund Balance	Code	
009 9312	UNIFORM SCHL SUPPLIES LAKEVIEW ENGINEERING	0.00	756.50	2,943.50	233.23	233.23	2,710.27	120.73	2,589.54
009 9320	UNIFORM SCHL SUPPLIES LAKEVIEW THEATRE	704.00	0.00	44.00	0.00	0.00	748.00	0.00	748.00
009 9401	UNIFORM SCHL SUPPLIES RIDGEVIEW ART	2,253.73	222.00	3,672.25	0.00	2,192.84	3,733.14	0.00	3,733.14
009 9402	UNIFORM SCHL SUPPLIES RIDGEVIEW ENGLISH	207.42	481.10	6,394.50	0.00	22,935.47	16,333.55-	0.00	16,333.55-
009 9403	UNIFORM SCHL SUPPLIES RIDGEVIEW FOREIGN LANG	146.78	0.00	684.40	0.00	269.50	561.68	0.00	561.68
009 9404	UNIFORM SCHL SUPPLIES RIDGEVIEW IND TECH	2,771.20	270.00	3,736.00	0.00	641.44	5,865.76	0.00	5,865.76
009 9405	UNIFORM SCHL SUPPLIES RIDGEVIEW MATH	0.00	233.00	2,171.25	0.00	7,770.67	5,599.42-	0.00	5,599.42-
009 9406	UNIFORM SCHL SUPPLIES RIDGEVIEW SCIENCE	8,788.07	153.20	2,563.30	0.00	6,285.15	5,066.22	0.00	5,066.22
009 9407	UNIFORM SCHL SUPPLIES RIDGEVIEW SOCIAL STUD	2,295.51	0.00	214.00	0.00	0.00	2,509.51	0.00	2,509.51
009 9408	UNIFORM SCHL SUPPLIES RIDGEVIEW SPECIAL EDUC	325.00	0.00	0.00	0.00	0.00	325.00	0.00	325.00
009 9409	UNIFORM SCHL SUPPLIES RIDGEVIEW HOME ECON	110.00	0.00	66.00	0.00	0.00	176.00	0.00	176.00
009 9410	UNIFORM SCHL SUPPLIES RIDGEVIEW PLANNERS	145.05	141.50	2,315.54	0.00	4,180.00	1,719.41-	0.00	1,719.41-
009 9412	UNIFORM SCHL SUPPLIES RIDGEVIEW ENGINEERING	0.00	180.00	3,042.25	0.00	1,785.81	1,256.44	0.00	1,256.44
009 9420	UNIFORM SCHL SUPPLIES RIDGEVIEW THEATRE	719.00	0.00	49.60	0.00	0.00	768.60	0.00	768.60
009 9501	UNIFORM SCHL SUPPLIES HERITAGE GR 1	121.63	3.00	114.00	0.00	88.51	147.12	0.00	147.12
009 9502	UNIFORM SCHL SUPPLIES HERITAGE GR 2	244.88	3.00	137.70	0.00	0.00	382.58	115.80	266.78

Fund #	Fund Description	FYTD	MTD	FYTD	Current	Current	Unencumbered	Bank	
Begin	Balance	Receipts	Expenditures	Expenditures	Fund Balance	Encumbrances	Fund Balance	Code	
009 9503	UNIFORM SCHL SUPPLIES HERITAGE GR 3	321.37	12.00	203.60	0.00	274.71	250.26	0.00	250.26
009 9504	UNIFORM SCHL SUPPLIES HERITAGE GR 4 SCIENCE	124.65	5.00	177.50	0.00	0.00	302.15	0.00	302.15
009 9507	UNIFORM SCHL SUPPLIES HERITAGE ART	20.00	0.00	0.00	0.00	0.00	20.00	0.00	20.00
009 9514	UNIFORM SCHL SUPPLIES HE KIND SUPPLIES	1,102.37	25.00	475.00	0.00	0.00	1,577.37	0.00	1,577.37
009 9516	UNIFORM SCHL SUPPLIES HE WORKBOOKS	173.63	130.00	3,535.05	0.00	3,395.72	312.96	0.00	312.96
009 9601	UNIFORM SCHL SUPPLIES FE GRADE 1	217.20	9.00	203.70	0.00	0.00	420.90	0.00	420.90
009 9602	UNIFORM SCHL SUPPLIES FE GRADE 2	326.01	4.20	166.70	0.00	0.00	492.71	0.00	492.71
009 9603	UNIFORM SCHL SUPPLIES FE GRADE 3	461.94	9.60	228.60	0.00	0.00	690.54	0.00	690.54
009 9604	UNIFORM SCHL SUPPLIES FE GRADE 4	470.26	5.00	322.00	0.00	0.00	792.26	0.00	792.26
009 9614	UNIFORM SCHL SUPPLIES FE KIND SUPPLIES	1,393.75	40.00	704.50	0.00	293.88	1,804.37	0.00	1,804.37
009 9616	UNIFORM SCHL SUPPLIES FE WORKBOOKS	242.68	143.30	4,693.10	0.00	6,682.65	1,746.87-	99.95	1,846.82-
009 9701	UNIFORM SCHL SUPPLIES PE GRADE 1	339.38	0.00	204.00	0.00	0.00	543.38	0.00	543.38
009 9702	UNIFORM SCHL SUPPLIES PE GRADE 2	625.24	3.00	163.70	0.00	0.00	788.94	0.00	788.94
009 9703	UNIFORM SCHL SUPPLIES PE GRADE 3 LANG ARTS	580.38	6.00	271.00	0.00	0.00	851.38	0.00	851.38
009 9704	UNIFORM SCHL SUPPLIES PE GRADE 4 SCIENCE	298.00	0.00	190.00	0.00	0.00	488.00	0.00	488.00
009 9714	UNIFORM SCHL SUPPLIES PE KIND SUPPLIES	1,890.37	12.50	730.50	0.00	62.40	2,558.47	0.00	2,558.47

Fund #	Fund Description	FYTD	MTD	FYTD	Current	Current	Unencumbered	Bank	
Begin	Balance	Receipts	Expenditures	Expenditures	Fund Balance	Encumbrances	Fund Balance	Code	
009 9716	UNIFORM SCHL SUPPLIES PE WORKBOOKS	2,163.47	54.50	4,585.80	0.00	4,259.47	2,489.80	0.00	2,489.80
009 9801	UNIFORM SCHL SUPPLIES VE GR 1	42.18	0.00	147.00	0.00	0.00	189.18	0.00	189.18
009 9802	UNIFORM SCHL SUPPLIES VE GR 2	19.60	0.00	180.20	0.00	0.00	199.80	0.00	199.80
009 9803	UNIFORM SCHL SUPPLIES VE GRADE 3	18.53	7.00	247.00	0.00	0.00	265.53	0.00	265.53
009 9804	UNIFORM SCHL SUPPLIES VE GRADE 4	125.93	5.00	214.50	0.00	54.30	286.13	0.00	286.13
009 9814	UNIFORM SCHL SUPPLIES VE KIND SUPPLIES	200.10	12.50	782.25	0.00	306.87	675.48	0.00	675.48
009 9816	UNIFORM SCHL SUPPLIES VE WORKBOOKS	188.65	67.50	4,474.30	0.00	4,670.66	7.71-	62.91	70.62-
009 9900	UNIFORM SCHL SUPPLIES TE KIND SUPPLIES	994.12	0.00	367.50	0.00	0.00	1,361.62	0.00	1,361.62
009 9901	UNIFORM SCHL SUPPLIES TUSSING GRADE 1	288.80	0.00	93.00	0.00	0.00	381.80	0.00	381.80
009 9902	UNIFORM SCHL SUPPLIES TUSSING GRADE 2	167.00	3.00	75.00	0.00	0.00	242.00	0.00	242.00
009 9903	UNIFORM SCHL SUPPLIES TUSSING GRADE 3	217.63	1.60	127.80	0.00	0.00	345.43	0.00	345.43
009 9904	UNIFORM SCHL SUPPLIES TUSSING GR 4	273.27	5.00	180.50	0.00	0.00	453.77	0.00	453.77
009 9910	HARMON OUTDOOR EDUCATION	5,078.73	0.00	160.00-	0.00	0.00	4,918.73	0.00	4,918.73
009 9911	DILEY OUTDOOR EDUCATION	9,652.04	0.00	240.00-	0.00	2,638.10	6,773.94	0.00	6,773.94
009 9914	TOLLGATE OUTDOOR EDUCATION	39,774.26	0.00	0.00	0.00	38,522.83	1,251.43	0.00	1,251.43
009 9916	UNIFORM SCHL SUPPLIES TE WORKBOOKS	230.26	45.90	2,615.30	0.00	5,097.48	2,251.92-	0.00	2,251.92-

Fund #	Fund Description	FYTD	MTD	FYTD	Current	Current	Unencumbered	Bank	
Begin	Balance	MTD Receipts	Receipts	Expenditures	Expenditures	Fund Balance	Encumbrances	Fund Balance	Code
009 9998	UNIFORM SCHL TECHNOLOGY FEE	0.00	1,751.95	18,797.60	0.00	1,498.00	17,299.60	0.00	17,299.60
009 9999	UNIFORM SCHL EDUCATIONAL MEDIA DEVICES	13,105.00-	2,887.20	65,616.30	0.00	144,971.00	92,459.70-	0.00	92,459.70-
TOTAL FOR Fund 009 - UNIFORM SCHOOL SUPPLIES:									
		169,785.37	26,419.96	376,663.05	10,154.74	585,803.47	39,355.05-	16,868.70	56,223.75-
010 9009	CFAP LOCAL SHARE PROJECT CONSTRUCTION FUND	700,515.04	0.00	0.00	0.00	73,815.77	626,699.27	356,976.67	269,722.60
010 9015	CFAP STATE SHARE PROJECT CONSTRUCTION FUND	0.00	0.00	581,884.07	0.00	581,884.07	0.00	0.00	0.00
TOTAL FOR Fund 010 - CLASSROOM FACILITIES:									
		700,515.04	0.00	581,884.07	0.00	655,699.84	626,699.27	356,976.67	269,722.60
018 9110	HARMON MIDDLE SCHOOL	5,266.28	746.23	4,035.87	158.86	6,659.82	2,642.33	4,567.00	1,924.67-
018 9111	DILEY MIDDLE SCHOOL	1,038.19	142.37	6,105.37	0.00	2,341.22	4,802.34	255.00	4,547.34
018 9112	SYCAMORE ELEMENTARY VENDING	7,342.66	0.00	3,100.03	350.00	1,593.66	8,849.03	2,305.80	6,543.23
018 9113	TOLLGATE ELEMENTARY VENDING	14,716.36	5,317.34	8,270.24	0.00	4,204.27	18,782.33	0.00	18,782.33
018 9114	TOLLGATE MIDDLE SCHOOL VENDING	590.19	0.00	8,857.53	65.94	4,250.21	5,197.51	727.50	4,470.01
018 9179	PHSC SERVICE LEARNING	10,610.29	3,649.37	10,795.45	7,774.54	11,943.29	9,462.45	0.00	9,462.45
018 9180	PRIDE	72.00	0.00	0.00	0.00	0.00	72.00	0.00	72.00
018 9181	CENTRAL HIGH SCHOOL	8,153.47	3,838.27	39,370.20	328.00	14,420.99	33,102.68	14,653.09	18,449.59
018 9182	NORTH HIGH SCHOOL	32,329.37	411.72	4,952.26	534.35	634.35	36,647.28	0.00	36,647.28
018 9183	LAKEVIEW JUNIOR HIGH	2,029.82	0.00	110.35	143.10	1,418.19	721.98	195.25	526.73

Fund #	Fund Description	FYTD	MTD	FYTD	Current	Current	Unencumbered	Bank
Begin	Balance	Receipts	Expenditures	Expenditures	Fund Balance	Encumbrances	Fund Balance	Code
		MTD Receipts						
018 9184	RIDGEVIEW JUNIOR HIGH	0.00	24.70	2,977.86	1,384.37	35.65	1,348.72	
		1,840.83						
018 9185	HERITAGE ELEMENTARY	377.10	0.00	1,823.05	6,653.70	121.96	6,531.74	
		5,299.51						
018 9186	FAIRFIELD ELEMENTARY	317.56	1,175.21	2,471.95	8,764.71	1,231.11	7,533.60	
		6,593.90						
018 9187	PICKERINGTON ELEMENTARY	193.08	0.00	315.00	1,998.31	495.00	1,503.31	
		479.34						
018 9188	VIOLET ELEMENTARY	1,824.12	2,405.20	6,349.66	985.35	106.08	879.27	
		557.02						
018 9189	TUSSING ELEMENTARY	0.00	0.00	1,293.87	3,347.55	0.00	3,347.55	
		3,190.72						
018 9190	SUMMER ACADEMY	350.00	0.00	145,122.89	22,486.08	0.00	22,486.08	
		168,384.77						
	TOTAL FOR Fund 018 - PUBLIC SCHOOL SUPPORT:							
		17,167.16	12,959.90	207,820.28	165,900.00	24,693.44	141,206.56	
		268,494.72						
019 9001	CENTRAL HIGH SCHOOL OTHER GRANTS	0.00	196.30	2,074.76	1,381.66	0.00	1,381.66	
		2,906.42						
019 9003	PAY-TO-PARTICIPATE ACTIVITIES	3,927.62	37,684.60	491,947.16	246,058.84	0.00	246,058.84	
		206,007.56						
019 9007	BUS - MAINTENANCE FACILITY	0.00	0.00	0.00	158,670.87	1,158.75	157,512.12	
		158,670.87						
019 9008	MARTHA JENNINGS FOUNDATION GRANT - FORREST	0.00	0.00	0.00	3.30-	0.00	3.30-	
		3.30-						
019 9010	COCA COLA BOTTLING COMPANIES	0.00	0.00	0.00	68,453.56	0.00	68,453.56	
		38,453.56						
019 9014	RJH BATTELLE OHIO STEM LEARNING	0.00	0.00	0.00	0.00	120.00	120.00-	
		1,020.00-						
019 9019	W.I.S.E PROGRAM (RJH INTERVENTION-UNITED WAY)	1,725.66	2,869.94	9,463.87	1,188.89	74.82	1,114.07	
		3,152.52-						
019 9022	OHIO SCHOOL COUNSELOR ASSN AWARD (FARBIZO)	0.00	0.00	0.00	379.84	0.00	379.84	
		379.84						

Fund #	Fund Description	FYTD	MTD	FYTD	Current	Current	Unencumbered	Bank	
Begin	MTD	Receipts	Expenditures	Expenditures	Fund Balance	Encumbrances	Fund Balance	Code	
Balance	Receipts								
019 9025	CENTRAL PAC FACILITY RENTAL	20,578.47	6,928.00	41,077.00	1,616.99	48,716.37	12,939.10	9,901.42	3,037.68
019 9026	ATHLETIC FACILITY RENTAL	109,979.22	7,716.00	36,851.14	1,225.00	55,436.39	91,393.97	22,819.00	68,574.97
019 9032	PHSC AM MATHEMATICAL SOCIETY AWARD (BALKO)	1,000.00	0.00	0.00	0.00	0.00	1,000.00	0.00	1,000.00
019 9035	FY12 JENNINGS -SUPERINTENDENT'S AWARD	3,376.26	0.00	0.00	0.00	0.00	3,376.26	0.00	3,376.26
019 9037	BATTELLE FOR KIDS (L ROSS Spec Ed)	5,398.64	0.00	625.00	0.00	0.00	6,023.64	0.00	6,023.64
019 9038	NORTH PAC FACILITY RENTAL	0.00	0.00	5,990.58	0.00	0.00	5,990.58	0.00	5,990.58
019 9040	PICKERINGTON EDUCATION FOUNDATION MINI GRANTS	9,164.08	0.00	0.00	0.00	3,965.08	5,199.00	77.50	5,121.50
019 9041	RJH-SCHOLARSHIP AMERICA (K OWEN)	211.89	0.00	0.00	0.00	0.00	211.89	0.00	211.89
019 9045	NBC MAKE A DIFFERENCE GRANT RJH	0.00	0.00	10,000.00	0.00	574.88	9,425.12	0.00	9,425.12
019 9050	FY15 JENNINGS AWARD-READING FOUNDATIONS MULLET	0.00	0.00	3,000.00	0.00	2,979.72	20.28	0.00	20.28
019 9100	TRACK RENOVATION	1,500.00	0.00	0.00	0.00	0.00	1,500.00	0.00	1,500.00
019 9140	FUEL UP TO PLAY 60 SYCAMORE	54.95	0.00	0.00	0.00	0.00	54.95	0.00	54.95
019 9141	FY15 JENNINGS-MATH MANIPULATIVES(MULLET)	0.00	2,893.00	2,893.00	0.00	0.00	2,893.00	2,893.20	0.20-
019 9142	FY15 JENNINGS-LITERACY (SCIPIONE)	0.00	3,000.00	3,000.00	0.00	0.00	3,000.00	3,000.00	0.00
019 9200	NORTH HIGH SCHOOL OTHER GRANTS	34,347.84	1,220.74	18,169.63	4,286.20	15,602.16	36,915.31	22,943.40	13,971.91
019 9500	BAND UNIFORM REPLACEMENT FUND	12,994.02	60.00	13,615.40	0.00	28,661.70-	55,271.12	0.00	55,271.12

Fund #	Fund Description	FYTD Receipts	MTD Expenditures	FYTD Expenditures	Current Fund Balance	Current Encumbrances	Unencumbered Fund Balance	Bank Code
019	9600 MUSIC REVOLVING FUND							
	49,007.00	0.00	0.00	28,661.70	20,345.30	0.00	20,345.30	
	TOTAL FOR Fund 019 - OTHER GRANT:							
	649,854.80	27,471.02	712,595.47	47,879.03	630,760.39	731,689.88	62,988.09	668,701.79
022	9000 FLEXIBLE SPENDING ACCOUNT							
	6,774.68	0.00	0.00	0.00	6,774.68	0.00	6,774.68	
022	9005 SPECIAL OLYMPICS OF OHIO							
	4,705.43	650.00	4,650.00	0.00	2,014.94	7,340.49	0.00	7,340.49
022	9502 PHSC OHSAA FOOTBALL AGENCY FUND							
	0.00	0.00	14,780.00	0.00	14,788.83	8.83-	0.00	8.83-
022	9506 PHSC CDAB BOYS TENNIS AGENCY FUND							
	3.80	0.00	0.00	0.00	3.80	0.00	0.00	0.00
022	9508 PHSC CDAB GIRLS TENNIS AGENCY FUND							
	42.60-	0.00	919.63	6.48	525.96	351.07	100.00	251.07
022	9510 PHSC CDAB BOYS SOCCER AGENCY FUND							
	0.00	0.00	812.00	0.00	812.00	0.00	0.00	0.00
022	9512 PHSC CDAB GIRLS SOCCER AGENCY FUND							
	0.00	0.00	2,272.00	0.00	2,272.00	0.00	0.00	0.00
022	9514 PHSC CDAB BOYS BKB AGENCY FUND							
	0.13	0.00	0.00	0.00	0.13	0.00	0.00	0.00
022	9520 PHSC CDAB SOFTBALL AGENCY FUND							
	19,571.05	0.00	0.00	0.00	19,571.05	0.00	0.00	0.00
022	9521 PHSC OHSAA SOFTBALL AGENCY FUND							
	8,755.12	0.00	0.00	0.00	8,755.12	0.00	0.00	0.00
022	9522 PHSC CDAB WRESTLING AGENCY FUND							
	535.56	0.00	0.00	34.63	570.19	34.63-	0.00	34.63-
022	9523 PHSC OHSAA WRESTLING AGENCY FUND							
	20.75	0.00	0.00	0.00	20.75	0.00	0.00	0.00
022	9531 PHSC OHSAA TRACK AGENCY FUND							
	0.01-	0.00	0.00	0.00	0.01-	0.00	0.00	0.00
022	9533 PHSN CDAB VOLLEYBALL AGENCY FUND							
	0.01	0.00	552.00	0.00	552.01	0.00	0.00	0.00

Fund #	Fund Description	FYTD	MTD	FYTD	Current	Current	Unencumbered	Bank	
Begin	Balance	Receipts	Expenditures	Expenditures	Fund Balance	Encumbrances	Fund Balance	Code	
022 9539	PHSN CDAB BOYS SOCCER AGENCY FUND	0.00	0.00	1,554.00	0.00	1,554.00	0.00	0.00	
022 9541	PHSN CDAB GIRLS SOCCER AGENCY FUND	0.00	0.00	1,666.00	0.00	1,666.00	0.00	0.00	
022 9545	PHSN CDAB GIRLS BKB AGENCY FUND	0.40	0.00	0.00	0.00	0.40	0.00	0.00	
022 9546	PHSN OHSAA GIRLS BKB AGENCY FUND	1.49-	0.00	0.00	0.00	1.49-	0.00	0.00	
022 9549	PHSN CDAB SOFTBALL AGENCY FUND	4,469.60	0.00	0.00	0.00	4,469.60	0.00	0.00	
022 9552	PHSN OHSAA WRESTLING AGENCY FUND	36.94	532.00	532.00	528.02	564.96	3.98	0.00	3.98
022 9556	PHSN OHSAA BOYS CC AGENCY FUND	0.00	0.00	15,000.00	343.12	14,974.72	25.28	0.00	25.28
022 9560	PHSN OHSAA TRACK AGENCY FUND	19,757.47	0.00	0.00	0.00	19,757.47	0.00	0.00	0.00
022 9561	DISTRICT CHEERLEADING COMPETITION	2.80-	6,521.00	6,521.00	0.00	2.80-	6,521.00	0.00	6,521.00
TOTAL FOR Fund 022 - DISTRICT AGENCY:		64,584.04	7,703.00	49,258.63	912.25	92,869.63	20,973.04	100.00	20,873.04
024 9000	EMPLOYEE BENEFITS SELF-INSURANCE DENTAL	12,512.72	69,092.26	529,539.57	74,299.04	356,382.74	185,669.55	0.00	185,669.55
024 9015	EMPLOYEE BENEFITS SELF-INSURANCE MEDICAL	0.00	1,127,168.62	9,760,106.30	1,289,430.38	5,634,728.44	4,125,377.86	0.00	4,125,377.86
TOTAL FOR Fund 024 - EMPLOYEE BENEFITS SELF INS.:		12,512.72	1,196,260.88	10,289,645.87	1,363,729.42	5,991,111.18	4,311,047.41	0.00	4,311,047.41
034 9003	OSFC CLASSROOM-FACILITY MAINTENANCE	3,558,789.52	0.00	210,146.35	28,507.14	625,406.88	3,143,528.99	243,598.47	2,899,930.52
034 9098	FAIRFIELD CLASSROOM FACILITY MAINT	199,648.90	0.00	0.00	0.00	8,332.00	191,316.90	0.00	191,316.90
TOTAL FOR Fund 034 - CLASSROOM FACILITIES MAINT.:		3,758,438.42	0.00	210,146.35	28,507.14	633,738.88	3,334,845.89	243,598.47	3,091,247.42

Fund #	Fund Description	FYTD Receipts	MTD Expenditures	FYTD Expenditures	Current Fund Balance	Current Encumbrances	Unencumbered Fund Balance	Bank Code	
035 9000	TERMINATION BENEFITS								
		3,624,256.85	0.00	0.00	0.00	3,624,256.85	0.00	3,624,256.85	
	TOTAL FOR Fund 035 - TERMINATION BENEFITS - HB426:								
		3,624,256.85	0.00	0.00	0.00	3,624,256.85	0.00	3,624,256.85	
200 9111	CENTRAL ART CLUB								
		1,023.56	0.00	170.00	196.29	624.58	568.98	0.00	568.98
200 9117	CENTRAL SCIENCE OLYMPIAD								
		435.00	0.00	275.00	0.00	355.00	355.00	130.86	224.14
200 9118	CENTRAL ECOLOGY CLUB								
		13.20	0.00	0.00	0.00	0.00	13.20	0.00	13.20
200 9123	CENTRAL ASL CLUB								
		26.58	0.00	0.00	0.00	0.00	26.58	0.00	26.58
200 9125	CENTRAL FRENCH CLUB								
		649.28	0.00	0.00	0.00	20.00	629.28	0.00	629.28
200 9126	CENTRAL GERMAN CLUB								
		1,309.51	74.00	1,264.00	0.00	965.09	1,608.42	120.00	1,488.42
200 9128	CENTRAL SPANISH CLUB								
		1,371.21	0.00	155.00	300.00	320.00	1,206.21	0.00	1,206.21
200 9141	CENTRAL NATIONAL HONOR SOCIETY								
		2,799.34	0.00	708.00	0.00	1,832.06	1,675.28	654.50	1,020.78
200 9310	CENTRAL DECA CLUB								
		34,501.59	2,986.66	18,197.57	1,034.09	20,800.36	31,898.80	5,382.70	26,516.10
200 9320	CENTRAL FCCLA (FAMILY CAREER COMMUNITY LEAD)								
		229.02	0.00	0.00	0.00	0.00	229.02	0.00	229.02
200 9351	CENTRAL INDUSTRIAL TECH CLUB								
		123.30-	0.00	385.00	0.00	237.68	24.02	0.00	24.02
200 9611	CENTRAL STUDENT COUNCIL								
		8,075.44	102.45	8,929.32	656.40	8,644.26	8,360.50	213.14	8,147.36
200 9614	RIDGEVIEW STUDENT COUNCIL								
		10,473.84	0.00	85.00	33.00	1,042.05	9,516.79	150.00	9,366.79
200 9615	LAKEVIEW STUDENT COUNCIL								
		7,459.17	189.37	189.37	1,831.20	1,831.20	5,817.34	200.00	5,617.34

Fund #	Fund Description	FYTD	MTD	FYTD	Current	Current	Unencumbered	Bank	
Begin	Balance	Receipts	Expenditures	Expenditures	Fund Balance	Encumbrances	Fund Balance	Code	
200 9630	CENTRAL SADD	5,212.62	1,752.24	2,634.34	200.00	824.60	7,022.36	412.50	6,609.86
200 9632	PHSC SUNNY-SIDE UP PROGRAM	0.90	0.00	833.05	0.00	644.90	189.05	0.00	189.05
200 9644	CENTRAL CLASS OF 2014 (CLOSED)	42.82	0.00	0.00	0.00	42.82	0.00	0.00	0.00
200 9645	CENTRAL CLASS OF 2015 (SENIOR)	4,382.42	0.00	139.62	600.00	2,342.10	2,179.94	0.00	2,179.94
200 9646	CENTRAL CLASS OF 2016 (JUNIOR)	607.66	0.00	555.00	0.00	0.00	1,162.66	0.00	1,162.66
200 9647	CENTRAL CLASS OF 2017 (SOPHOMORE)	2,318.73	0.00	0.00	0.00	0.00	2,318.73	0.00	2,318.73
200 9648	CENTRAL CLASS OF 2018 (FRESHMEN)	0.00	0.00	5,631.50	0.00	3,522.01	2,109.49	0.00	2,109.49
200 9679	NORTH HIGH YEARBOOK	8,724.52	269.00	5,025.01	0.00	6,375.67	7,373.86	0.00	7,373.86
200 9680	CENTRAL HIGH YEARBOOK	4,335.06	0.00	0.00	0.00	0.00	4,335.06	0.00	4,335.06
200 9681	RIDGEVIEW YEARBOOK	1,321.71	0.00	681.00	0.00	1,504.72	497.99	0.00	497.99
200 9683	LAKEVIEW YEARBOOK	7,150.74	0.00	35.00-	0.00	5,701.68	1,414.06	0.00	1,414.06
200 9691	CENTRAL INSIGHTS NEWSPAPER	658.63	0.00	0.00	0.00	0.00	658.63	0.00	658.63
200 9901	NORTH ART CLUB	996.72	144.00	1,065.00	0.00	909.41	1,152.31	60.00	1,092.31
200 9903	NORTH FRENCH CLUB	311.45	0.00	0.00	0.00	0.00	311.45	0.00	311.45
200 9904	NORTH GERMAN CLUB	393.93	0.00	0.00	0.00	0.00	393.93	0.00	393.93
200 9905	NORTH SPANISH CLUB	252.30	0.00	0.00	0.00	0.00	252.30	0.00	252.30

Fund #	Fund Description	FYTD Receipts	MTD Expenditures	FYTD Expenditures	Current Fund Balance	Current Encumbrances	Unencumbered Fund Balance	Bank Code
200 9906	NORTH NATIONAL HONOR SOCIETY	3,319.56	0.00	2,752.10	3,343.82	0.00	3,343.82	
200 9907	NORTH FCCLA (FAMILY CAREER COMMUNITY LEAD)	368.94	0.00	0.00	368.94	0.00	368.94	
200 9908	NORTH INDUSTRIAL TECH CLUB	75.00	0.00	0.00	75.00	0.00	75.00	
200 9909	NORTH & CENTRAL SKI CLUB	5,244.09	0.00	23,224.79	5,631.75	0.00	5,631.75	
200 9910	NORTH STUDENT COUNCIL	5,162.08	0.00	7,942.00	4,198.72	2,308.98	1,889.74	
200 9911	NORTH SADD	16.03	0.00	0.00	16.03	0.00	16.03	
200 9912	NORTH PEER MEDIATION	12.31	0.00	0.00	12.31	0.00	12.31	
200 9913	NORTH STAR NEWSPAPER	1,107.17	0.00	0.00	1,667.17	0.00	1,667.17	
200 9914	NORTH SCHOOL STORE	8,932.06	1,258.35	2,808.35	6,771.01	490.78	6,280.23	
200 9915	NORTH SCIENCE OLYMPIAD	1,521.50	0.00	0.00	1,521.50	0.00	1,521.50	
200 9928	JVS MULTI-MEDIA	1,450.28	0.00	1,080.00	1,145.28	0.00	1,145.28	
200 9935	NORTH CLASS OF 2014 (CLOSED)	5,110.77	0.00	5,110.77	0.00	0.00	0.00	
200 9936	NORTH CLASS OF 2015 (SENIOR)	7,539.33-	0.00	616.00	1,032.22	0.00	1,032.22	
200 9937	NORTH CLASS OF 2016 (JUNIOR)	357.05-	0.00	0.00	357.05-	0.00	357.05-	
200 9938	NORTH CLASS OF 2017 (SOPHOMORE)	219.25	0.00	0.00	219.25	0.00	219.25	
200 9982	NORTH LITERARY MAGAZINE	632.85	0.00	0.00	632.85	0.00	632.85	

Fund #	Fund Description	FYTD	MTD	FYTD	Current	Current	Unencumbered	Bank
Begin	Balance	MTD	Receipts	Expenditures	Expenditures	Fund	Balance	Code
		Receipts				Balance	Encumbrances	
TOTAL FOR Fund 200 - STUDENT MANAGED ACTIVITY:								
	130,229.16	7,337.38	92,388.44	6,109.33	103,037.56	119,580.04	10,123.46	109,456.58
300	9100 CENTRAL HIGH SCHOOL PARKING							
	17,334.95	52.50	4,180.00	0.00	0.00	21,514.95	0.00	21,514.95
300	9113 CENTRAL HIGH SCHOOL THEATRE							
	10,587.77	607.00	7,226.71	0.00	11,613.43	6,201.05	4,806.12	1,394.93
300	9114 NORTH HIGH SCHOOL THEATRE							
	49,518.90	0.00	24,429.00	5,495.82	35,065.49	38,882.41	16,661.43	22,220.98
300	9200 NORTH HIGH SCHOOL PARKING							
	24,860.31	70.00	8,808.25	0.00	351.43	33,317.13	0.00	33,317.13
300	9501 CENTRAL/RIDGEVIEW ATHLETICS							
	129,978.66	21,277.05	173,940.67	6,435.90	189,671.04	114,248.29	26,753.24	87,495.05
300	9503 NORTH/LAKEVIEW ATHLETICS							
	236,689.73	11,380.10	224,271.68	12,902.27	196,299.21	264,662.20	71,868.37	192,793.83
300	9504 PHSC CAMP/FUNDRAISER VOLLEYBALL ATHLETIC FUND							
	0.00	0.00	2,451.00	0.00	1,843.68	607.32	0.00	607.32
300	9547 PHSN CAMP/FUNDRAISER BASEBALL ATHLETIC FUND							
	0.00	0.00	0.00	0.00	0.00	0.00	1,624.25	1,624.25-
300	9549 PHSN CAMP/FUNDRAISER SOFTBALL ATHLETIC FUND							
	0.00	2,886.25	2,886.25	0.00	0.00	2,886.25	0.00	2,886.25
TOTAL FOR Fund 300 - DISTRICT MANAGED ACTIVITY:								
	468,970.32	36,272.90	448,193.56	24,833.99	434,844.28	482,319.60	121,713.41	360,606.19
451	9015 FY15 DATA LINE CONNECTIVITY							
	0.00	0.00	12,600.00	0.00	0.00	12,600.00	0.00	12,600.00
TOTAL FOR Fund 451 - DATA COMMUNICATION FUND:								
	0.00	0.00	12,600.00	0.00	0.00	12,600.00	0.00	12,600.00
460	9001 FY01 SUMMER SCHOOL SUBSIDY							
	1,552.36	0.00	0.00	0.00	0.00	1,552.36	0.00	1,552.36
TOTAL FOR Fund 460 - SUMMER INTERVENTION:								
	1,552.36	0.00	0.00	0.00	0.00	1,552.36	0.00	1,552.36
463	9000 PICKERINGTON COMMUNITY SCHOOL							
	193,821.16	0.00	154,697.94	45,647.49	342,969.90	5,549.20	44,977.00	39,427.80-

Fund #	Fund Description	FYTD	MTD	FYTD	Current	Current	Unencumbered	Bank
Begin Balance	MTD Receipts	Receipts	Expenditures	Expenditures	Fund Balance	Encumbrances	Fund Balance	Code
TOTAL FOR Fund 463 - ALTERNATIVE SCHOOLS:								
193,821.16	0.00	154,697.94	45,647.49	342,969.90	5,549.20	44,977.00	39,427.80-	
466 9014	STRAIGHT A GRANT PATHWAYS TO PROSPERITY							
165,603.45-	13,500.00	713,760.20	0.00	566,561.28	18,404.53-	0.00	18,404.53-	
466 9115	STRAIGHT A GRANT PROJECT FAST FORWARD							
0.00	223,481.64	273,481.64	234,761.64	234,761.64	38,720.00	12,500.00	26,220.00	
466 9315	STRAIGHT A GRANT THE MATH MATTERS							
0.00	616,390.99	616,390.99	616,390.99	616,390.99	0.00	0.00	0.00	
TOTAL FOR Fund 466 - STRAIGHT A FUND:								
165,603.45-	853,372.63	1,603,632.83	851,152.63	1,417,713.91	20,315.47	12,500.00	7,815.47	
499 9015	FY15 PSYCH INTERN AWARD							
0.00	0.00	20,780.96	5,195.24	31,171.44	10,390.48-	0.00	10,390.48-	
499 9113	FY14 PSYCH INTERN GRANT							
0.00	0.00	12,488.44	0.00	12,488.44	0.00	0.00	0.00	
TOTAL FOR Fund 499 - MISCELLANEOUS STATE GRANT FUN								
0.00	0.00	33,269.40	5,195.24	43,659.88	10,390.48-	0.00	10,390.48-	
506 9014	FY14 RACE TO THE TOP							
1,721.43	0.00	1,008.87	0.00	2,730.30	0.00	0.00	0.00	
506 9150	BWC REBATE							
0.00	0.00	0.00	0.00	247.49-	247.49	0.00	247.49	
506 9814	FY14 Rttt-RESIDENT EDUCATOR PROGRAM							
0.00	0.00	6,300.00	0.00	6,300.00	0.00	0.00	0.00	
506 9914	FY14 Rttt MINI-GRANT							
0.00	0.00	18,000.00	0.00	18,000.00	0.00	0.00	0.00	
TOTAL FOR Fund 506 - RACE TO THE TOP:								
1,721.43	0.00	25,308.87	0.00	26,782.81	247.49	0.00	247.49	
516 9014	FY14 IDEA PART B							
92,383.46	0.00	112,545.57	0.00	204,929.03	0.00	0.00	0.00	
516 9015	FY15 IDEA PART B							
0.00	240,898.43	767,698.13	113,325.41	778,171.54	10,473.41-	113,670.56	124,143.97-	
TOTAL FOR Fund 516 - IDEA PART B GRANTS:								
92,383.46	240,898.43	880,243.70	113,325.41	983,100.57	10,473.41-	113,670.56	124,143.97-	

Fund #	Fund Description	FYTD	MTD	FYTD	Current	Current	Unencumbered	Bank
Begin	Balance	Receipts	Expenditures	Expenditures	Fund Balance	Encumbrances	Fund Balance	Code
		MTD Receipts						
551 9014	FY14 TITLE III LEP	0.00	0.00	4,127.75	8,491.75	0.00	0.00	0.00
		4,364.00						
551 9015	FY15 TITLE III LEP	13,034.55	3,287.10	32,252.36	32,239.46	12.90	0.00	12.90
		0.00						
551 9914	FY14 TITLE III IMMIGRANT	0.00	0.00	132.16	330.00	0.00	0.00	0.00
		197.84						
551 9915	FY15 TITLE III IMMIGRANT	0.00	0.00	1,050.86	612.67	438.19	10,360.00	9,921.81-
TOTAL FOR Fund 551 - LIMITED ENGLISH PROFICIENCY:								
		13,034.55	3,287.10	37,563.13	41,673.88	451.09	10,360.00	9,908.91-
		4,561.84						
572 9014	FY14 TITLE I	0.00	0.00	76,431.25	152,943.64	0.00	0.00	0.00
		76,512.39						
572 9015	FY15 TITLE I	122,535.68	84,464.91	375,115.40	394,039.90	18,924.50-	13,895.92	32,820.42-
		0.00						
TOTAL FOR Fund 572 - TITLE I DISADVANTAGED CHILDRE								
		122,535.68	84,464.91	451,546.65	546,983.54	18,924.50-	13,895.92	32,820.42-
		76,512.39						
590 9014	FY14 TITLE IIA	0.00	0.00	4,805.89	36,781.39	0.00	0.00	0.00
		31,975.50						
590 9015	FY15 TITLE IIA	0.00	10,400.00	10,994.00	21,394.00	10,400.00-	9,703.93	20,103.93-
TOTAL FOR Fund 590 - IMPROVING TEACHER QUALITY:								
		0.00	10,400.00	15,799.89	58,175.39	10,400.00-	9,703.93	20,103.93-
		31,975.50						
GRAND TOTALS:								
		27,651,015.56	10,859,730.90	143,092,559.20	130,820,196.09	63,940,017.70	8,274,959.93	55,665,057.77
		51,667,654.59						

February 27, 2015

Money Market Accounts												GRAND TOTAL
Huntington - 1111	Huntington - 1108	HNB-FUND 024-3115	HNB MMAX - 6365	StarOhio -357	Total Money Market Investments	HNB Brokered	HNB Brokered	HNB Brokered	USBank/ RedTree	Total Term Security Investments	BY FUND	
Interest Rate	0.050%	0.050%	0.050%	0.200%	0.050%		0.300%	0.560%	0.660%	1.840%		
Invest#							#2343	#2344	#2383	#2401		
Investment Term	2396	2397	2398	2399	2400		June-2015	June-2016	June-2016	11/05/13 ??????		
001-xxxx	\$7,601,903.17		\$0.00	\$4,081,329.05	\$2,366,646.62	\$14,049,878.84				\$10,549,971.31	\$10,549,971.31	\$24,599,850.15
002-9001	\$5,062,000.00			\$4,271,078.42	\$0.00	\$9,333,078.42	\$2,000,000.00	\$1,000,000.00	\$2,000,000.00		\$5,000,000.00	\$14,333,078.42
002-9002	\$0.00			\$54,940.21	\$0.00	\$54,940.21					\$0.00	\$54,940.21
003-0000	\$2,439,689.10					\$2,439,689.10					\$0.00	\$2,439,689.10
003-9002						\$0.00					\$0.00	\$0.00
003-9013	\$441,432.56					\$441,432.56					\$0.00	\$441,432.56
003-9198	\$3,413.00					\$3,413.00					\$0.00	\$3,413.00
003-9200	\$910,091.63					\$910,091.63					\$0.00	\$910,091.63
004-9001						\$0.00					\$0.00	\$0.00
004-9009	\$0.00	\$103,519.48				\$103,519.48					\$0.00	\$103,519.48
004-9012	\$0.00	\$7,994.04				\$7,994.04					\$0.00	\$7,994.04
004-9013	\$0.00	\$13,972.03				\$13,972.03					\$0.00	\$13,972.03
004-9200		\$191,360.79				\$191,360.79					\$0.00	\$191,360.79
006-0000	\$1,392,935.50				\$0.00	\$1,392,935.50					\$0.00	\$1,392,935.50
007	\$0.00					\$0.00					\$0.00	\$0.00
009	\$0.00					\$0.00					\$0.00	\$0.00
010-9009	\$0.00	\$626,699.27				\$626,699.27					\$0.00	\$626,699.27
018					\$0.00	\$0.00					\$0.00	\$0.00
019						\$0.00					\$0.00	\$0.00
022						\$0.00					\$0.00	\$0.00
024-9000	\$0.00		\$185,669.55			\$185,669.55					\$0.00	\$185,669.55
024-9015	\$0.00		\$4,125,377.86			\$4,125,377.86					\$0.00	\$4,125,377.86
034-9003	\$3,143,528.99				\$0.00	\$3,143,528.99					\$0.00	\$3,143,528.99
034-9098	\$0.00				\$191,316.90	\$191,316.90					\$0.00	\$191,316.90
035-9000	\$0.00			\$3,624,256.85		\$3,624,256.85					\$0.00	\$3,624,256.85
200						\$0.00					\$0.00	\$0.00
300						\$0.00					\$0.00	\$0.00
432-0000	\$0.00					\$0.00	\$0.00				\$0.00	\$0.00
451-9015					\$0.00	\$0.00					\$0.00	\$0.00
460						\$0.00					\$0.00	\$0.00
463						\$0.00					\$0.00	\$0.00
466						\$0.00					\$0.00	\$0.00
499					\$0.00	\$0.00					\$0.00	\$0.00
506					\$0.00	\$0.00					\$0.00	\$0.00
516					\$0.00	\$0.00					\$0.00	\$0.00
551					\$0.00	\$0.00					\$0.00	\$0.00
572					\$0.00	\$0.00					\$0.00	\$0.00
590					\$0.00	\$0.00					\$0.00	\$0.00
599					\$0.00	\$0.00					\$0.00	\$0.00
ACCOUNT TOTAL	\$20,994,993.95	\$943,545.61	\$4,311,047.41	\$12,031,604.53	\$2,557,963.52	\$40,839,155.02	\$2,000,000.00	\$1,000,000.00	\$2,000,000.00	\$10,549,971.31	\$15,549,971.31	\$56,389,126.33

Feb 15 end

DATE: 03/02/2015 TIME: 10:56

INVESTMENT REPORT - ACTIVE INVESTMENTS ONLY / BY FUND

PAGE: 1

INVEST NO	ITEM NO	STS	ISSUE DATE	MATURITY DATE	DESCRIPTION	FUND NO	VENDOR NO	CANCEL DATE	INTEREST RATE	INVESTED AMOUNT
002396	01	00	02/28/2015	03/31/2015	HNB MM-1111	001 0000	999911		0.0500 %	7,601,903.17
002399	01	00	02/28/2015	03/31/2015	HNB MMAX -6365	001 0000	999911		0.2000 %	4,081,329.05
002400	01	00	02/28/2015	03/31/2015	STAROHIO-357	001 0000	999911		0.0500 %	2,366,646.62
002401	01	00	02/28/2015	03/31/2015	USBANK/RedTree	001 0000	999911		1.8400 %	10,549,971.31
* FUND TOTAL *										
24,599,850.15										
002343	01	00	06/03/2014	06/11/2015	HNB BROKERED CDs(2016)	002 9001	999911		0.3000 %	2,000,000.00
002344	01	00	06/03/2014	06/13/2016	HNB BROKERED CDs(2016)	002 9001	999911		0.5600 %	1,000,000.00
002383	01	00	12/10/2014	06/30/2016	HNB BROKERED CDs (2016)	002 9001	999911		0.6600 %	2,000,000.00
002396	02	00	02/28/2015	03/31/2015	HNB MM-1111	002 9001	999911		0.0500 %	5,062,000.00
002399	02	00	02/28/2015	03/31/2015	HNB MMAX -6365	002 9001	999911		0.2000 %	4,271,078.42
* FUND TOTAL *										
14,333,078.42										
002399	03	00	02/28/2015	03/31/2015	HNB MMAX -6365	002 9002	999911		0.2000 %	54,940.21
* FUND TOTAL *										
54,940.21										
002396	03	00	02/28/2015	03/31/2015	HNB MM-1111	003 0000	999911		0.0500 %	2,439,689.10
* FUND TOTAL *										
2,439,689.10										
002396	04	00	02/28/2015	03/31/2015	HNB MM-1111	003 9013	999911		0.0500 %	441,432.56
* FUND TOTAL *										
441,432.56										
002396	05	00	02/28/2015	03/31/2015	HNB MM-1111	003 9198	999911		0.0500 %	3,413.00
* FUND TOTAL *										
3,413.00										
002396	06	00	02/28/2015	03/31/2015	HNB MM-1111	003 9200	999911		0.0500 %	910,091.63

STATUS (STS) CODE: 00-ACTIVE 01-MATURED 02-CANCELLED

DATE: 03/02/2015 TIME: 10:56

INVESTMENT REPORT - ACTIVE INVESTMENTS ONLY / BY FUND

PAGE: 2

INVEST NO	ITEM NO	STS	ISSUE DATE	MATURITY DATE	DESCRIPTION	FUND NO	VENDOR NO	CANCEL DATE	INTEREST RATE	INVESTED AMOUNT
										* FUND TOTAL *
										910,091.63
002397	01	00	02/28/2015	03/31/2015	HNB MM-1108	004 9009	999911		0.0500 %	103,519.48
										* FUND TOTAL *
										103,519.48
002397	02	00	02/28/2015	03/31/2015	HNB MM-1108	004 9012	999911		0.0500 %	7,994.04
										* FUND TOTAL *
										7,994.04
002397	03	00	02/28/2015	03/31/2015	HNB MM-1108	004 9013	999911		0.0500 %	13,972.03
002397	04	00	02/28/2015	03/31/2015	HNB MM-1108	004 9013	999911		0.0500 %	191,360.79
										* FUND TOTAL *
										205,332.82
002396	07	00	02/28/2015	03/31/2015	HNB MM-1111	006 0000	999911		0.0500 %	1,392,935.50
										* FUND TOTAL *
										1,392,935.50
002397	05	00	02/28/2015	03/31/2015	HNB MM-1108	010 9009	999911		0.0500 %	626,699.27
										* FUND TOTAL *
										626,699.27
002398	01	00	02/28/2015	03/31/2015	HNB INSURED -3115	024 9000	999911		0.0500 %	185,669.55
										* FUND TOTAL *
										185,669.55
002398	02	00	02/28/2015	03/31/2015	HNB INSURED -3115	024 9015	999911		0.0500 %	4,125,377.86
										* FUND TOTAL *
										4,125,377.86
002396	08	00	02/28/2015	03/31/2015	HNB MM-1111	034 9003	999911		0.0500 %	3,143,528.99
										* FUND TOTAL *
										3,143,528.99
002400	02	00	02/28/2015	03/31/2015	STAROHIO-357	034 9098	999911		0.0500 %	191,316.90

STATUS (STS) CODE: 00-ACTIVE 01-MATURED 02-CANCELLED

DATE: 03/02/2016 TIME: 10:56

INVESTMENT REPORT - ACTIVE INVESTMENTS ONLY / BY FUND

PAGE: 3

INVEST NO	ITEM NO	STS	ISSUE DATE	MATURITY DATE	DESCRIPTION	FUND NO	VENDOR NO	CANCEL DATE	INTEREST RATE	INVESTED AMOUNT
									* FUND TOTAL *	191,316.90
002399	04	00	02/28/2015	03/31/2015	HNB MMAX -6365	035 9000	999911		0.2000 %	3,624,256.85
									* FUND TOTAL *	3,624,256.85
									*** TOTAL INVESTMENTS ***	56,389,126.33 ✓

STATUS (STS) CODE: 00-ACTIVE 01-MATURED 02-CANCELLED

0.05% HNB	26,249,586.97
0.20% MMAX	12,031,604.53
0.05% Standhis	2,557,963.52
Notes	15,549,971.31
	<u>56,389,126.33</u>

GENERAL FUND BUDGET SUMMARY BY OBJECT

FYTD Appropriated	Prior FY Carryover Encumbrances	FYTD Expendable	FYTD Actual Expenditures	MTD Actual Expenditures	Current + Future Encumbrances	FYTD Remaining Balance	FYTD Percent Exp/Enc
FUND: 001 (GENERAL)							
*****TOTAL FOR OBJ 1DIG 100 (PERSONAL SERVICES - SALARIES):							
56,411,667.00	0.00	56,411,667.00	37,026,279.05	4,716,565.26	0.00	19,385,387.95	65.64
*****TOTAL FOR OBJ 1DIG 200 (EMPLOYEES RETIRE. & INSUR. BEN):							
21,426,481.13	98.41	21,426,579.54	13,803,837.58	1,779,510.59	191.90	7,622,550.06	64.42
*****TOTAL FOR OBJ 1DIG 400 (PURCHASED SERVICES):							
16,954,386.85	1,576,310.33	18,530,697.18	12,428,255.47	1,178,977.86	5,109,176.34	993,265.37	94.64
*****TOTAL FOR OBJ 1DIG 500 (SUPPLIES AND MATERIALS):							
3,288,786.00	520,113.78	3,808,899.78	2,505,335.76	117,501.14	304,251.38	999,312.64	73.76
*****TOTAL FOR OBJ 1DIG 600 (CAPITAL OUTLAY):							
1,091,187.89	312,181.95	1,403,369.84	1,011,686.67	77,602.78	17,135.00	374,548.17	73.31
*****TOTAL FOR OBJ 1DIG 800 (MISCELLANEOUS OBJECTS):							
1,610,316.13	0.00	1,610,316.13	1,031,404.48	41,763.35	15,759.66	563,151.99	65.03
*****TOTAL FOR OBJ 1DIG 900 (OTHER USES OF FUNDS):							
3,500,000.00	0.00	3,500,000.00	3,500,000.00	0.00	0.00	0.00	100.00
*****TOTAL FOR FUND 001 (GENERAL):							
104,282,825.00	2,408,704.47	106,691,529.47	71,306,799.01	7,911,920.98	5,446,514.28	29,938,216.18	71.94
*****GRAND TOTALS:							
104,282,825.00	2,408,704.47	106,691,529.47	71,306,799.01	7,911,920.98	5,446,514.28	29,938,216.18	71.94

SORTED BY FUND
 ALL FUNDS BUDGET SUMMARY BY FUND

FYTD Appropriated	Prior FY Carryover Encumbrances	FYTD Expendable	FYTD Actual Expenditures	MTD Actual Expenditures	Current + Future Encumbrances	FYTD Remaining Balance	FYTD Percent Exp/Enc
*****TOTAL FOR FUND 001 (GENERAL):							
104,282,825.00	2,408,704.47	106,691,529.47	71,306,799.01	7,911,920.98	5,446,514.28	29,938,216.18	71.94
=====							
*****TOTAL FOR FUND 002 (BOND RETIREMENT):							
44,849,646.65	0.00	44,849,646.65	42,601,716.18	0.00	0.00	2,247,930.47	94.99
=====							
*****TOTAL FOR FUND 003 (PERMANENT IMPROVEMENT):							
750,000.00	549,324.79	1,299,324.79	945,536.26	8,787.50	1,315,981.93	962,193.40	174.05
=====							
*****TOTAL FOR FUND 004 (BUILDING):							
396,097.00	563,143.50	959,240.50	453,991.13	0.00	259,081.12	246,168.25	74.34
=====							
*****TOTAL FOR FUND 006 (FOOD SERVICE):							
3,810,000.00	113,192.02	3,923,192.02	2,693,313.69	330,276.89	210,091.78	1,019,786.55	74.01
=====							
*****TOTAL FOR FUND 007 (SPECIAL TRUST):							
25,757.30	1,649.60	27,406.90	22,094.43	186.95	1,121.17	4,191.30	84.71
=====							
*****TOTAL FOR FUND 009 (UNIFORM SCHOOL SUPPLIES):							
553,350.00	88,374.42	641,724.42	585,803.47	10,154.74	16,868.70	39,052.25	93.91
=====							
*****TOTAL FOR FUND 010 (CLASSROOM FACILITIES):							
256,258.48	444,256.56	700,515.04	655,699.84	0.00	356,976.67	312,161.47	144.56
=====							
*****TOTAL FOR FUND 018 (PUBLIC SCHOOL SUPPORT):							
184,276.84	74,440.99	258,717.83	207,820.28	12,959.90	24,693.44	26,204.11	89.87
=====							
*****TOTAL FOR FUND 019 (OTHER GRANT):							
958,276.48	37,605.54	995,882.02	630,760.39	47,879.03	62,988.09	302,133.54	69.66
=====							

SORTED BY FUND
 ALL FUNDS BUDGET SUMMARY BY FUND

FYTD Appropriated	Prior FY Carryover Encumbrances	FYTD Expendable	FYTD Actual Expenditures	MTD Actual Expenditures	Current + Future Encumbrances	FYTD Remaining Balance	FYTD Percent Exp/Enc
*****TOTAL FOR FUND 022 (DISTRICT AGENCY):							
130,000.00	0.00	130,000.00	92,869.63	912.25	100.00	37,030.37	71.52
=====							
*****TOTAL FOR FUND 024 (EMPLOYEE BENEFITS SELF INS.):							
10,025,000.00	0.00	10,025,000.00	5,991,111.18	1,363,729.42	0.00	4,033,888.82	59.76
=====							
*****TOTAL FOR FUND 034 (CLASSROOM FACILITIES MAINT.):							
633,332.00	248,531.58	881,863.58	633,738.88	28,507.14	243,598.47	4,526.23	99.49
=====							
*****TOTAL FOR FUND 035 (TERMINATION BENEFITS - HB426):							
600,000.00	0.00	600,000.00	0.00	0.00	0.00	600,000.00	0.00
=====							
*****TOTAL FOR FUND 200 (STUDENT MANAGED ACTIVITY):							
162,968.80	9,367.13	172,335.93	103,037.56	6,109.33	10,123.46	59,174.91	65.66
=====							
*****TOTAL FOR FUND 300 (DISTRICT MANAGED ACTIVITY):							
512,147.05	45,098.67	557,245.72	434,844.28	24,833.99	121,713.41	688.03	99.88
=====							
*****TOTAL FOR FUND 416 (TEACHER DEVELOPMENT):							
0.00	0.00	0.00	0.00	0.00	0.00	0.00	0.00
=====							
*****TOTAL FOR FUND 432 (MANAGEMENT INFORMATION SYSTEM):							
0.00	0.00	0.00	0.00	0.00	0.00	0.00	0.00
=====							
*****TOTAL FOR FUND 440 (ENTRY YEAR PROGRAMS):							
0.00	0.00	0.00	0.00	0.00	0.00	0.00	0.00
=====							
*****TOTAL FOR FUND 451 (DATA COMMUNICATION FUND):							
0.00	0.00	0.00	0.00	0.00	0.00	0.00	0.00
=====							

SORTED BY FUND
 ALL FUNDS BUDGET SUMMARY BY FUND

FYTD Appropriated	Prior FY Carryover Encumbrances	FYTD Expendable	FYTD Actual Expenditures	MTD Actual Expenditures	Current + Future Encumbrances	FYTD Remaining Balance	FYTD Percent Exp/Enc
*****TOTAL FOR FUND 452 (SCHOOLNET PROFESS. DEVELOPMENT):							
0.00	0.00	0.00	0.00	0.00	0.00	0.00	0.00
=====							
*****TOTAL FOR FUND 459 (OHIO READS):							
0.00	0.00	0.00	0.00	0.00	0.00	0.00	0.00
=====							
*****TOTAL FOR FUND 463 (ALTERNATIVE SCHOOLS):							
500,000.00	44,977.00	544,977.00	342,969.90	45,647.49	44,977.00	157,030.10	71.19
=====							
*****TOTAL FOR FUND 466 (STRAIGHT A FUND):							
1,922,051.26	595,889.82	2,517,941.08	1,417,713.91	851,152.63	12,500.00	1,087,727.17	56.80
=====							
*****TOTAL FOR FUND 499 (MISCELLANEOUS STATE GRANT FUND):							
66,394.20	0.00	66,394.20	43,659.88	5,195.24	0.00	22,734.32	65.76
=====							
*****TOTAL FOR FUND 504:							
0.00	0.00	0.00	0.00	0.00	0.00	0.00	0.00
=====							
*****TOTAL FOR FUND 506 (RACE TO THE TOP):							
9,030.30	18,000.00	27,030.30	26,782.81	0.00	0.00	247.49	99.08
=====							
*****TOTAL FOR FUND 512 (IMPACT AID/SAFA MAINT/OPER AST):							
0.00	0.00	0.00	0.00	0.00	0.00	0.00	0.00
=====							
*****TOTAL FOR FUND 516 (IDEA PART B GRANTS):							
1,569,219.73	16,594.45	1,585,814.18	983,100.57	113,325.41	113,670.56	489,043.05	69.16
=====							
*****TOTAL FOR FUND 532:							
0.00	0.00	0.00	0.00	0.00	0.00	0.00	0.00
=====							

SORTED BY FUND
 ALL FUNDS BUDGET SUMMARY BY FUND

FYTD Appropriated	Prior FY Carryover Encumbrances	FYTD Expendable	FYTD Actual Expenditures	MTD Actual Expenditures	Current + Future Encumbrances	FYTD Remaining Balance	FYTD Percent Exp/Enc
*****TOTAL FOR FUND 533 (TITLE II D - TECHNOLOGY):							
0.00	0.00	0.00	0.00	0.00	0.00	0.00	0.00
=====							
*****TOTAL FOR FUND 551 (LIMITED ENGLISH PROFICIENCY):							
88,551.61	3,019.25	91,570.86	41,673.88	3,287.10	10,360.00	39,536.98	56.82
=====							
*****TOTAL FOR FUND 571 (REFUGEE CHILDREN SCHOOL IMPACT):							
0.00	0.00	0.00	0.00	0.00	0.00	0.00	0.00
=====							
*****TOTAL FOR FUND 572 (TITLE I DISADVANTAGED CHILDREN):							
1,112,739.99	8,440.19	1,121,180.18	546,983.54	84,464.91	13,895.92	560,300.72	50.03
=====							
*****TOTAL FOR FUND 573 (TITLE V INNOVATIVE EDUC PGM):							
0.00	0.00	0.00	0.00	0.00	0.00	0.00	0.00
=====							
*****TOTAL FOR FUND 584 (DRUG FREE SCHOOL GRANT FUND):							
0.00	0.00	0.00	0.00	0.00	0.00	0.00	0.00
=====							
*****TOTAL FOR FUND 587 (IDEA PRESCHOOL-HANDICAPPED):							
15,316.59	0.00	15,316.59	0.00	0.00	0.00	15,316.59	0.00
=====							
*****TOTAL FOR FUND 590 (IMPROVING TEACHER QUALITY):							
131,092.75	31,324.18	162,416.93	58,175.39	10,400.00	9,703.93	94,537.61	41.79
=====							
*****TOTAL FOR FUND 599 (MISCELLANEOUS FED. GRANT FUND):							
0.00	0.00	0.00	0.00	0.00	0.00	0.00	0.00
=====							
*****GRAND TOTALS:							
173,544,332.03	5,301,934.16	178,846,266.19	130,820,196.09	10,859,730.90	8,274,959.93	39,751,110.17	77.77
=====							

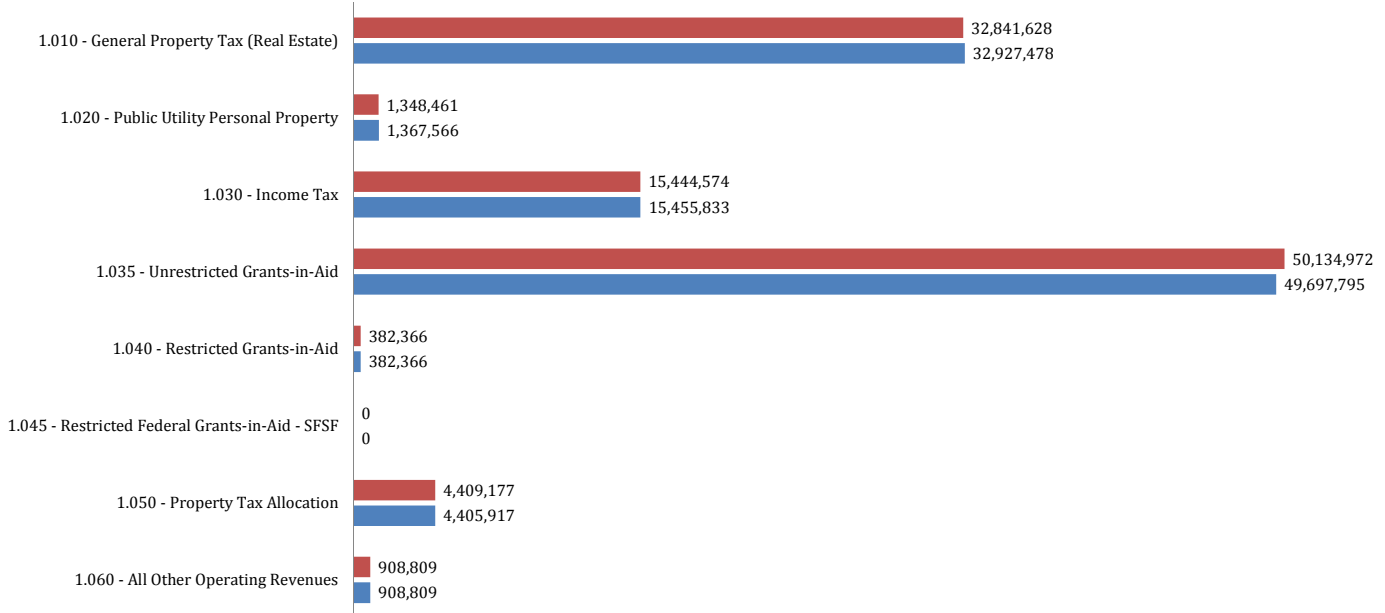
Forecast Compare - Variance Graphs

For Fiscal Year: 2015

Freeze 5-Year
for Comparison

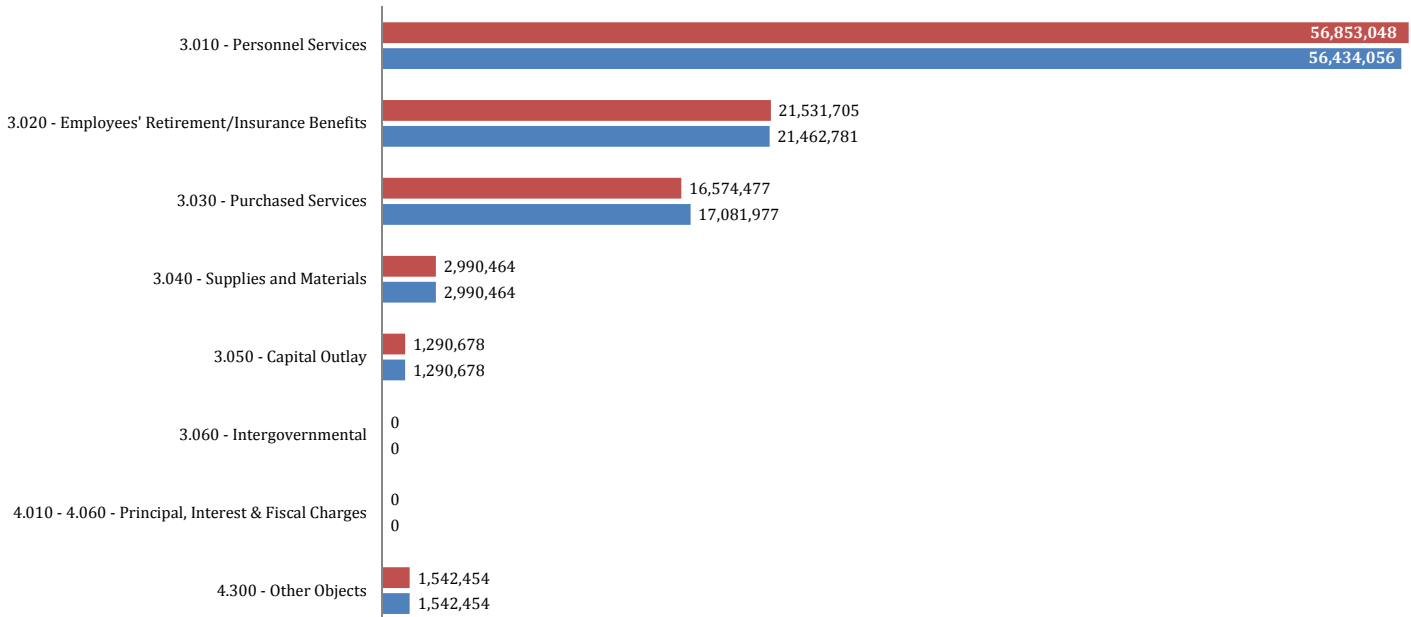
**Current Fiscal Year Revenue Comparison
Previous Forecast to Current Forecast**

■ 10/27/2014 ■ 3/5/2015



**Current Fiscal Year Expenditure Comparison
Previous Forecast vs. Current Forecast**

■ 10/27/2014 ■ 3/5/2015



Previous Forecast Date: **10/27/2014**

Current Forecast Date: **3/5/2015**

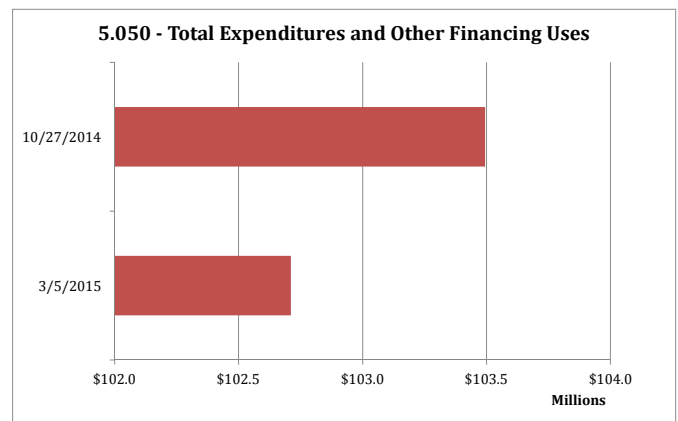
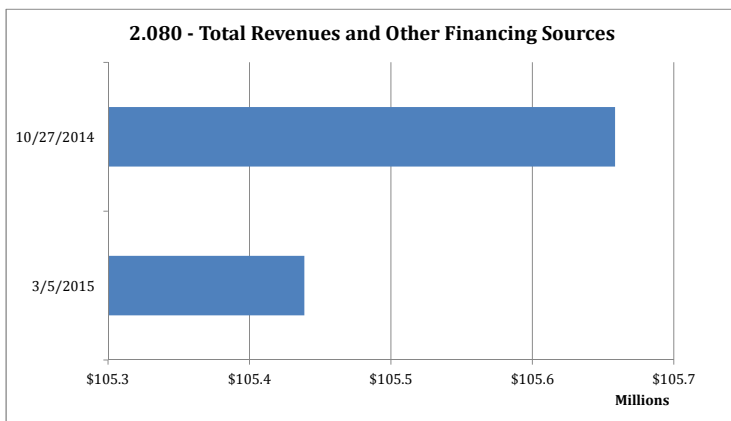
Forecast Compare - Compares Previous Forecast to Current Forecast

Pickerington Local School District

For Fiscal Year: 2016

Forecasted as of:

	10/27/2014	3/5/2015			
	Fiscal Year 2016	Fiscal Year 2016	Dollar Difference	Percentage Variance	
Revenue:					
1.010 - General Property Tax (Real Estate)	33,270,425	33,437,663	167,238	0.50%	Revenue Variance Notes: Updates to FY15 enrollment carry forward to future Fiscal Years, reducing funded enrollment. FY15 Income Tax increases carried forward.
1.020 - Public Utility Personal Property	1,348,461	1,386,671	38,209	2.83%	
1.030 - Income Tax	15,852,091	15,861,038	8,947	0.06%	
1.035 - Unrestricted Grants-in-Aid	49,472,732	49,016,835	(455,898)	-0.92%	
1.040 - Restricted Grants-in-Aid	310,607	310,607	-	0.00%	
1.045 - Restricted Federal Grants-in-Aid - SFSF	-	-	-	0	
1.050 - Property Tax Allocation	4,436,172	4,458,036	21,864	0.49%	
1.060 - All Other Operating Revenues	917,897	917,897	-	0.00%	
1.070 - Total Revenue	105,608,385	105,388,746	(219,639)	-0.21%	
2.070 - Total Other Financing Sources	-	-	-	0	
2.080 - Total Revenues and Other Financing Sources	105,608,385	105,388,746	(219,639)	-0.21%	
Expenditures:					
3.010 - Personnel Services	58,565,841	57,668,909	(896,932)	-1.53%	Expenditure Variance Notes: Carryover effects of severance reduction. FY15 retirements (first impact FY16) increased to 27FTE. Carryover encumbrances from FY14 paid in FY15 led to re-stated FY14 balance by \$500,000. However, expenditure trends in FY15 have also led to the decision to only 'back out' \$250,000 of that re-statement for FY16 and forward.
3.020 - Employees' Retirement/Insurance Benefits	22,456,908	22,309,363	(147,545)	-0.66%	
3.030 - Purchased Services	17,030,094	17,291,456	261,363	1.53%	
3.040 - Supplies and Materials	3,065,226	3,065,226	-	0.00%	
3.050 - Capital Outlay	790,678	790,678	-	0.00%	
3.060 - Intergovernmental	-	-	-	0	
4.010 - 4.060 - Principal, Interest & Fiscal Charges	-	-	-	0	
4.300 - Other Objects	1,585,642	1,585,642	-	0.00%	
4.500 - Total Expenditures	103,494,389	102,711,274	(783,115)	-0.76%	
5.040 - Total Other Financing Uses	-	-	-	0	
5.050 - Total Expenditures and Other Financing Uses	103,494,389	102,711,274	(783,115)	-0.76%	
6.010 - Revenue Surplus/(Shortfall) - Line 2.080, Less 5.050	2,113,996	2,677,472	563,476	26.65%	
7.010 - Cash Balance at Beginning of Year	23,149,652	22,805,844	(343,808)	-1.49%	
7.020 - Cash Balance at End of Year [Line 7.010 +/- Line 6.010]	25,263,648	25,483,316	219,668	0.87%	
11.010 + 11.020 - Projected Renewal & Replacement Levies [Lines 1.010, 1.020, 1.030, 1.050, 1.070, 2.080]	-	-	-	0	
13.010 + 13.020 - Projected New Levies [Lines 1.010, 1.020, 1.030, 1.050, 1.070, 2.080]	-	-	-	0	
11.030 - Cumulative Projected Renewal/Replacement Levies	-	-	-	0	
13.030 - Cumulative Projected New Levies	-	-	-	0	
8.010 - End of Year Outstanding Purchase Orders	1,750,000	1,750,000	-	0.00%	



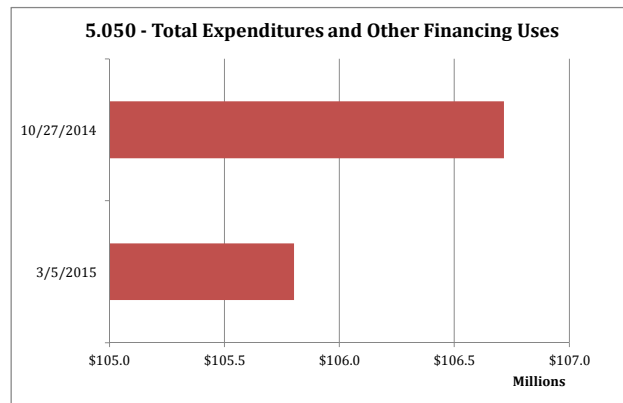
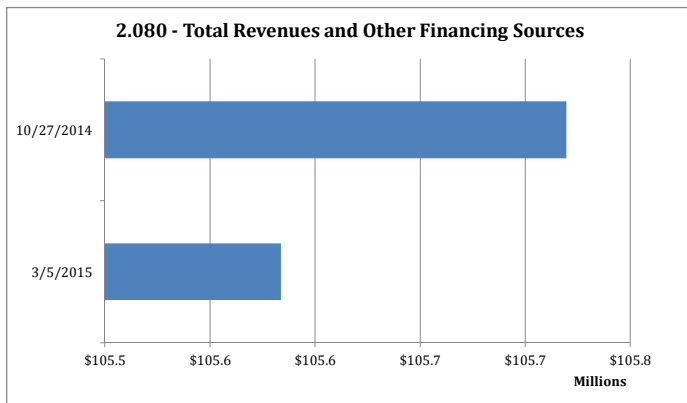
Forecast Compare - Compares Previous Forecast to Current Forecast

Pickerington Local School District

For Fiscal Year: 2017

Forecasted as of: 10/27/2014 3/5/2015

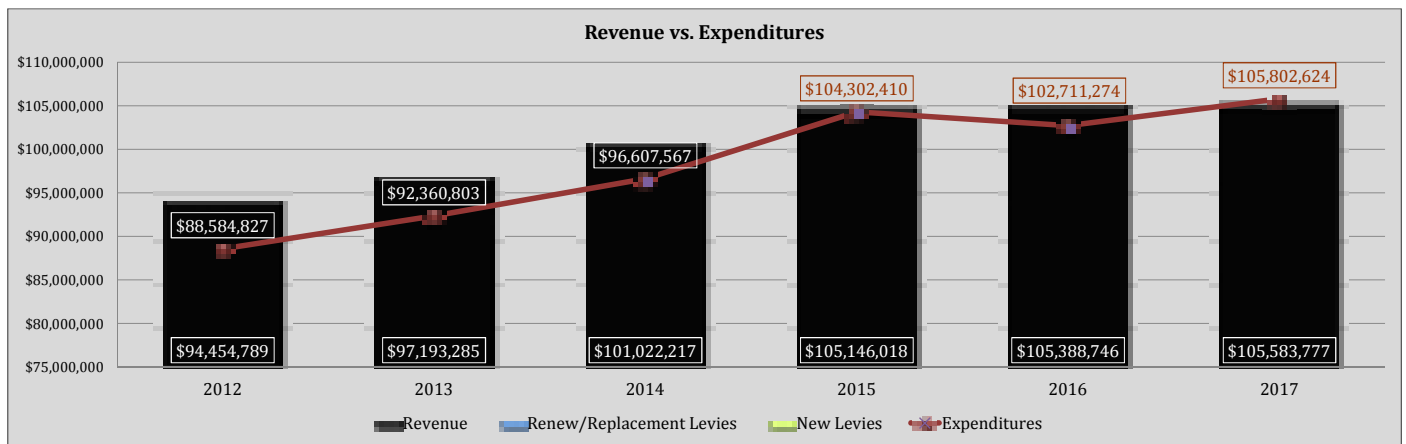
Revenue:	Fiscal Year 2017	Fiscal Year 2017	Dollar Difference	Percentage Variance	
1.010 - General Property Tax (Real Estate)	33,578,500	33,747,208	168,708	0.50%	Revenue Variance Notes: Updates to FY15 enrollment carry forward to future Fiscal Years, reducing funded enrollment. FY15 Income Tax increases carried forward.
1.020 - Public Utility Personal Property	1,348,461	1,386,671	38,209	2.83%	
1.030 - Income Tax	16,271,669	16,277,049	5,381	0.03%	
1.035 - Unrestricted Grants-in-Aid	48,812,159	48,441,957	(370,202)	-0.76%	
1.040 - Restricted Grants-in-Aid	310,607	310,607	-	0.00%	
1.045 - Restricted Federal Grants-in-Aid - SFSF	-	-	-	0	
1.050 - Property Tax Allocation	4,471,161	4,493,209	22,048	0.49%	
1.060 - All Other Operating Revenues	927,076	927,076	-	0.00%	
1.070 - Total Revenue	105,719,634	105,583,777	(135,856)	-0.13%	
2.070 - Total Other Financing Sources	-	-	-	0	
2.080 - Total Revenues and Other Financing Sources	105,719,634	105,583,777	(135,856)	-0.13%	
Expenditures:					
3.010 - Personnel Services	60,297,913	59,286,555	(1,011,358)	-1.68%	Expenditure Variance Notes: Carryover effects of severance reduction. Carryover effects of FY15 retirements (first impact FY16) increased to 27FTE. Carryover encumbrances from FY14 paid in FY15 led to re-stated FY14 balance by \$500,000. However, expenditure trends in FY15 have also led to the decision to only 'back out' \$250,000 of that re-statement for
3.020 - Employees' Retirement/Insurance Benefits	23,537,034	23,370,666	(166,368)	-0.71%	
3.030 - Purchased Services	17,317,545	17,582,828	265,283	1.53%	
3.040 - Supplies and Materials	3,141,856	3,141,856	-	0.00%	
3.050 - Capital Outlay	790,678	790,678	-	0.00%	
3.060 - Intergovernmental	-	-	-	0	
4.010 - 4.060 - Principal, Interest & Fiscal Charges	-	-	-	0	
4.300 - Other Objects	1,630,040	1,630,040	-	0.00%	
4.500 - Total Expenditures	106,715,067	105,802,624	(912,443)	-0.86%	
5.040 - Total Other Financing Uses	-	-	-	0	
5.050 - Total Expenditures and Other Financing Uses	106,715,067	105,802,624	(912,443)	-0.86%	
6.010 - Revenue Surplus/(Shortfall) - Line 2.080, Less 5.050	(995,434)	(218,847)	776,587	-78.01%	
7.010 - Cash Balance at Beginning of Year	25,263,648	25,483,316	219,668	0.87%	
7.020 - Cash Balance at End of Year [Line 7.010 +/- Line 6.010]	24,268,215	25,264,469	996,254	4.11%	
11.010 + 11.020 - Projected Renewal & Replacement Levies [Lines 1.010, 1.020, 1.030, 1.050, 1.070, 2.080]	-	-	-	0	
13.010 + 13.020 - Projected New Levies [Lines 1.010, 1.020, 1.030, 1.050, 1.070, 2.080]	-	-	-	0	
11.030 - Cumulative Projected Renewal/Replacement Levies	-	-	-	0	
13.030 - Cumulative Projected New Levies	-	-	-	0	
8.010 - End of Year Outstanding Purchase Orders	1,750,000	1,750,000	-	0.00%	



Income and Expense Simplified Statement - Historical and Projected Fiscal Years

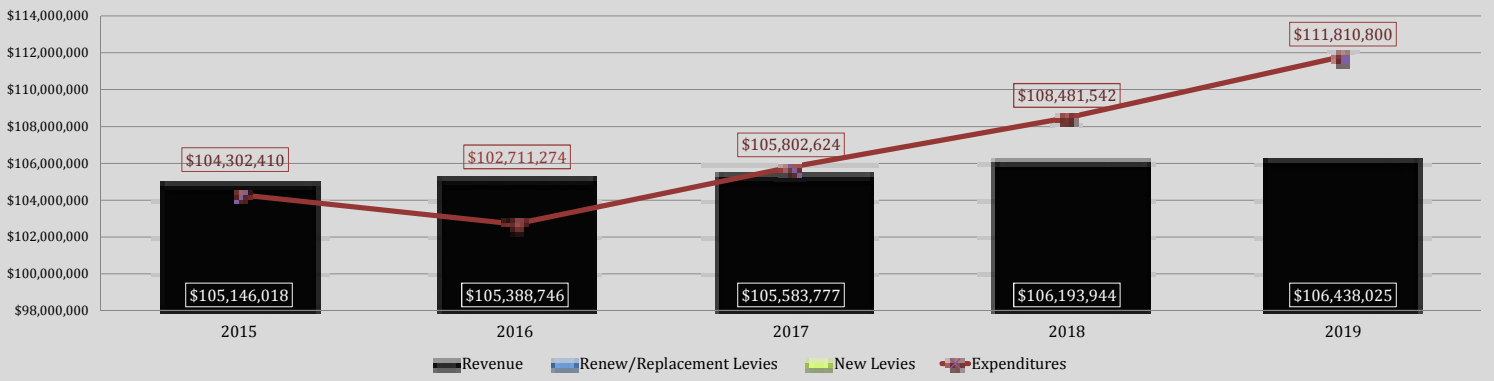
Pickerington Local School District

	Fiscal Year 2012	Fiscal Year 2013	Fiscal Year 2014	Fiscal Year 2015	Fiscal Year 2016	Fiscal Year 2017
Beginning Balance	6,845,141	12,715,103	17,547,585	21,962,236	22,805,844	25,483,316
+ Revenue	94,454,789	97,193,285	101,022,217	105,146,018	105,388,746	105,583,777
+ Proposed Renew/Replacement Levies	-	-	-	-	-	-
+ Proposed New Levies	-	-	-	-	-	-
- Expenditures	(88,584,827)	(92,360,803)	(96,607,567)	(104,302,410)	(102,711,274)	(105,802,624)
= Revenue Surplus or Deficit	5,869,962	4,832,482	4,414,650	843,609	2,677,472	(218,847)
Ending Balance	12,715,103	17,547,585	21,962,236	22,805,844	25,483,316	25,264,469
Revenue Surplus or Deficit w/o Levies	5,869,962	4,832,482	4,414,650	843,609	2,677,472	(218,847)
Ending Balance w/o Levies	12,715,103	17,547,585	21,962,236	22,805,844	25,483,316	25,264,469

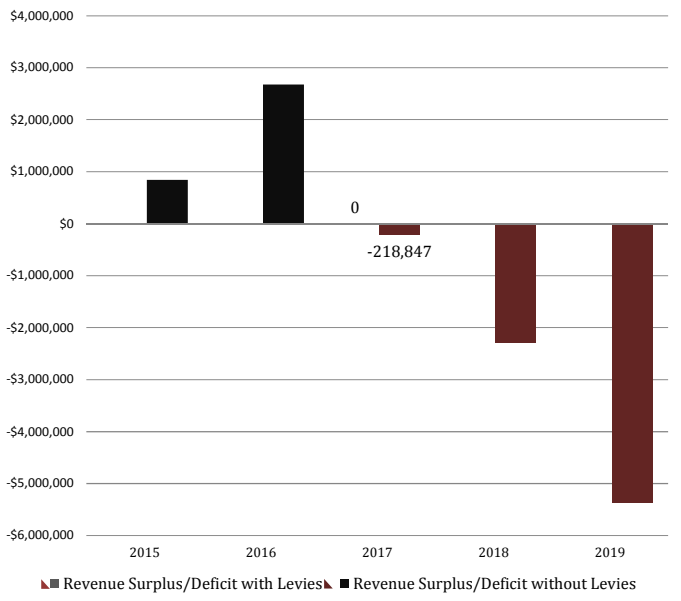


	Fiscal Year 2015	Fiscal Year 2016	Fiscal Year 2017	Fiscal Year 2018	Fiscal Year 2019
Beginning Balance	21,962,236	22,805,844	25,483,316	25,264,469	22,976,871
+ Revenue	105,146,018	105,388,746	105,583,777	106,193,944	106,438,025
+ Proposed Renew/Replacement Levies	-	-	-	-	-
+ Proposed New Levies	-	-	-	-	-
- Expenditures	(104,302,410)	(102,711,274)	(105,802,624)	(108,481,542)	(111,810,800)
= Revenue Surplus or Deficit	843,609	2,677,472	(218,847)	(2,287,598)	(5,372,775)
Ending Balance	22,805,844	25,483,316	25,264,469	22,976,871	17,604,096
Revenue Surplus or Deficit w/o Levies	843,609	2,677,472	(218,847)	(2,287,598)	(5,372,775)
Ending Balance w/o Levies	22,805,844	25,483,316	25,264,469	22,976,871	17,604,096

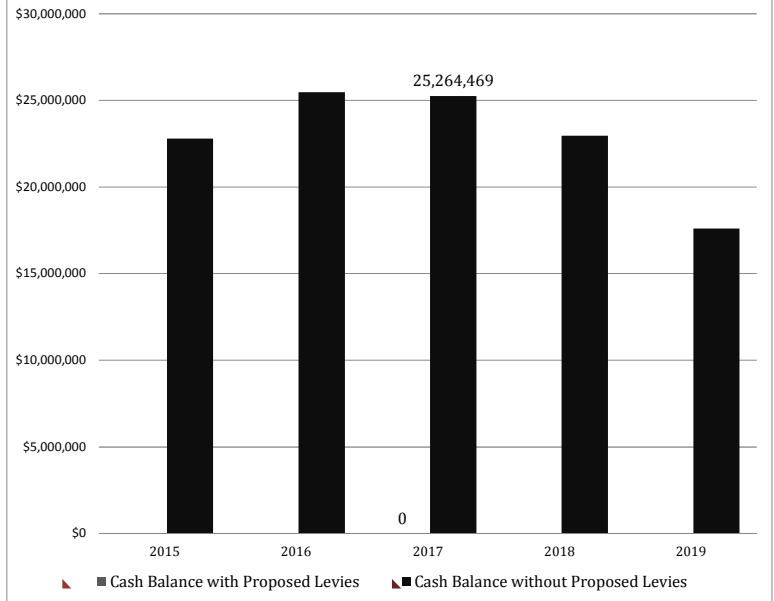
Revenue vs. Expenditures



Revenue Surplus/Deficit With & Without Proposed Levies



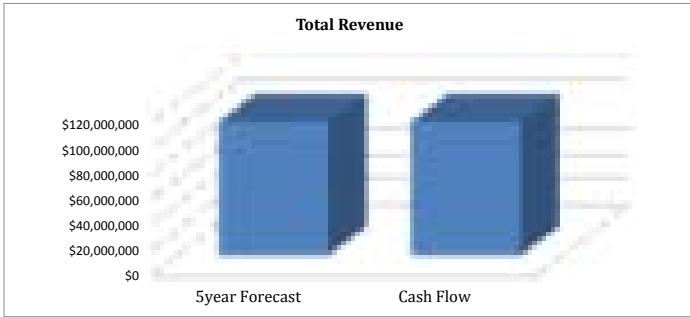
Year End Balances With & Without Proposed Levies



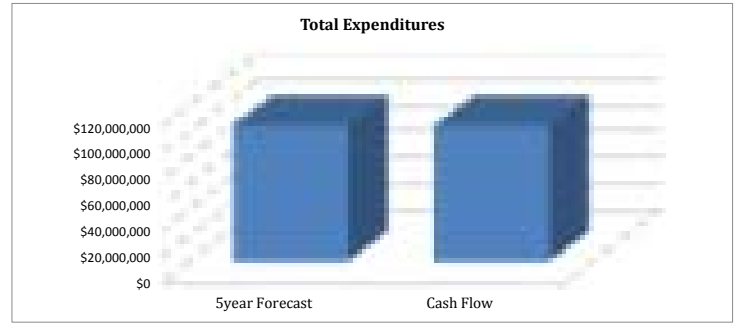
*District does not currently have any renewal, replacement or new levies proposed

Cash Flow Graphs

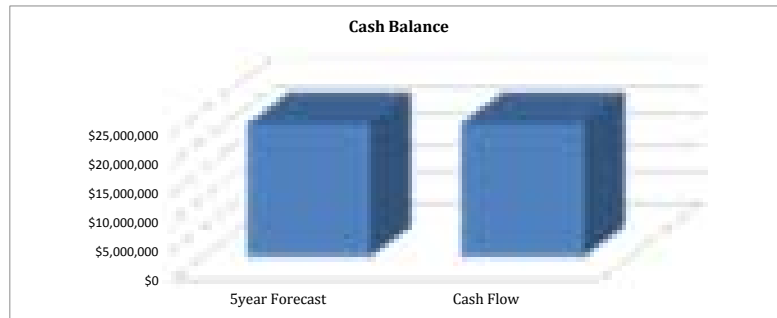
Pickerington Local School District



Dollar Variance: 51,334
Percent Variance: 0.05%



Dollar Variance: 11,630
Percent Variance: 0.01%



Dollar Variance: 39,704
Percent Variance: 0.17%

Projected Monthly Cash Flow

Board Approved Cash Balance Policy \$ 11,602,011

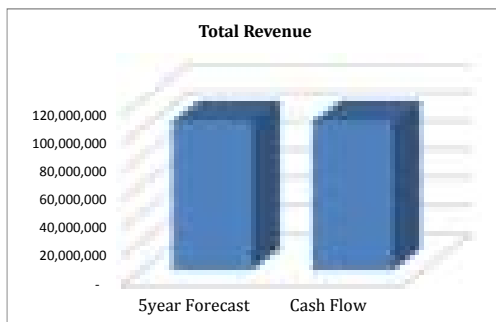


2015 2016

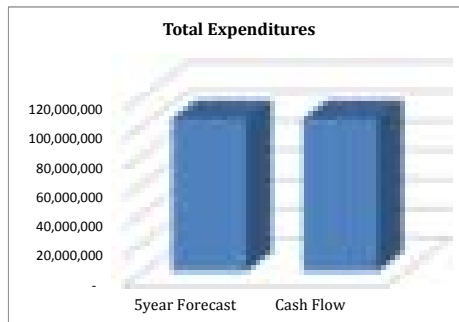
Five Year Forecast Comparison to Actual Cash Flow

	Difference	Proj. from Current 5year Forecast 2015	Proj. from Actual/Est. Cash Flow 2015	FYTD Actual Through Month Of: July - February	Estimated for Remaining Months
Revenue:					
1.010 - General Property Tax (Real Estate)	-	32,927,478	32,927,478	30,803,767	2,123,711
1.020 - Public Utility Personal Property	(19,105)	1,367,566	1,348,461	657,810	690,651
1.030 - Income Tax	0	15,455,833	15,455,833	11,766,508	3,689,325
1.035 - Unrestricted Grants-in-Aid	123,635	49,697,795	49,821,430	33,639,355	16,182,075
1.040 - 1.045 - Restricted Grants-in-Aid	(20,467)	382,366	361,899	256,055	105,844
1.050 - Property Tax Allocation	(10,904)	4,405,917	4,395,013	2,200,029	2,194,984
1.060 - All Other Operating Revenues	(21,827)	908,809	886,982	518,995	367,987
1.070 - Total Revenue	51,333	105,145,764	105,197,097	79,842,519	25,354,578
Other Financing Sources:					
2.070 - Total Other Financing Sources	1	254	255	255	-
2.080 - Total Revenues and Other Financing Sources	51,334	105,146,018	105,197,352	79,842,774	25,354,578
Expenditures:					
3.010 - Personnel Services	(199,207)	56,434,056	56,234,850	37,026,278	19,208,572
3.020 - Employees' Retirement/Insurance Benefits	(80,786)	21,462,781	21,381,995	13,803,839	7,578,156
3.030 - Purchased Services	299,351	17,081,977	17,381,327	12,428,255	4,953,072
3.040 - Supplies and Materials	159,453	2,990,464	3,149,917	2,505,335	644,582
3.050 - Capital Outlay	(188,837)	1,290,678	1,101,841	1,011,688	90,153
3.060 - 4.060 - Intergovernmental, Debt & Interest	-	-	-	-	-
4.300 - Other Objects	21,655	1,542,454	1,564,109	1,031,405	532,704
4.500 - Total Expenditures	11,630	100,802,410	100,814,039	67,806,800	33,007,239
Other Financing Uses:					
5.040 - Total Other Financing Uses	-	3,500,000	3,500,000	3,500,000	-
5.050 - Total Expenditures and Other Financing Uses	11,630	104,302,410	104,314,039	71,306,800	33,007,239
Excess of Rev & Other Financing Uses Over (Under)					
6.010 - Expenditures and Other Financing Uses	39,704	843,609	883,313	8,535,974	(7,652,661)
7.010 - Cash Balance July 1	(0)	21,962,236	21,962,235		
7.020 - Cash Balance June 30	39,704	22,805,844	22,845,548		

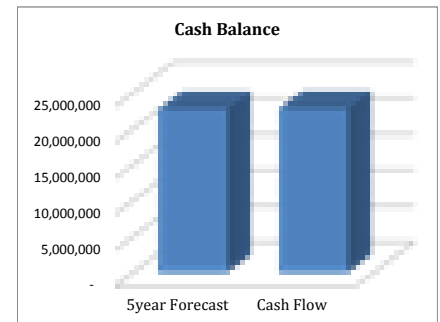
Projected Differences from 5year Forecast Actuals/Estimates as compared to Cash Flow Actual/Estimates



Dollar Variance: 51,334
Percent Variance: 0.05%



Dollar Variance: 11,630
Percent Variance: 0.01%



Dollar Variance: 39,704
Percent Variance: 0.17%

	2015	2016	2017	2018	2019
Prior Year Actual/Estimated Enrollment (October Count)	<u>10,116</u>	10,134	10,079	9,970	9,917
Projected Changes to Prior Year Enrollment					
Net All-Grade Level Mobility Factor (Change) to Prior Year	194	133	133	132	129
Net Aggregate Manual Adjustments to Mobility Factor	0	0	0	0	0
New Kindergartners In	575	601	600	600	600
Loss of Seniors from Prior Year	-751	-789	-842	-785	-812
Net Change in Outgoing and Incoming Pupils	-176	-188	-242	-185	-212
Current Year Estimated Enrollment (Simulated October Count)	10,134	10,079	9,970	9,917	9,834
District Head Count	Grade				
K	575	601	600	600	600
1	700	646	675	674	674
2	710	716	660	690	689
3	727	725	731	674	704
4	772	742	740	746	688
5	773	785	754	752	758
6	847	780	792	761	759
7	819	867	798	811	779
8	862	831	880	810	823
9	862	876	845	894	823
10	829	858	872	841	890
11	869	810	838	852	822
12	789	842	785	812	825
Total Can Differ by Rounding	10,134	10,079	9,970	9,917	9,834
Year-Over-Year Percentage Change	0.18%	-0.55%	-1.08%	-0.53%	-0.84%

Historic vs. Projected Enrollment

