

Pickerington Local School District

Monthly Financial Report

Month Ending May 31, 2015



EDUCATING FOR TOMORROW

Timothy R. Jenkins, Treasurer

PICKERINGTON LOCAL SCHOOL DISTRICT

Reconciliation and Balance Form

Report at Close of Business: May 29, 2015

Cash Balance	\$ 63,626,628.76
Outstanding Checks	<u>\$ 661,954.28</u>
TOTAL ASSETS	\$ 64,288,583.04

Adjusted Depository Balance	\$ 4,808,381.65
Investments	<u>\$ 59,480,201.39</u>
TOTAL ASSETS	\$ 64,288,583.04

Depository Balance	\$ 2,591,460.57
Deposit in Transit	\$ 2,215,796.88
Returned Checks	\$ 1,058.00
Coin in Transit	<u>\$ 66.20</u>
Adjusted Depository Balance	\$ 4,808,381.65

Fund #	Fund Description	FYTD	MTD	FYTD	Current	Current+Future	Remaining	Bank
Begin Balance	MTD Receipts	Receipts	Expenditures	Expenditures	Fund Balance	Encumbrances	Fund Balance	Code
001 0000	GENERAL FUND							
12,597,675.65	4,880,685.74	98,561,271.66	8,040,499.99	91,926,267.50	19,232,679.81	2,483,792.89	16,748,886.92	
001 9001 412	INSTR. SUPPLY AND TEXTBOOKS							
1,448,131.59	0.00	2,000,000.00	106,626.67	2,139,311.89	1,308,819.70	488,270.20	820,549.50	
001 9002 412	CAPITAL IMPROV AND MAINT							
5,703,718.03	0.00	0.00	9,221.00	189,790.99	5,513,927.04	41,366.86	5,472,560.18	
001 9003	BUILDING BLOCKS							
952,573.44	0.00	0.00	0.00	4,641.20	947,932.24	6,000.00	941,932.24	
001 9004	GENERAL FUND							
6,773.72	0.00	0.00	0.00	0.00	6,773.72	0.00	6,773.72	
001 9005	MAINTENANCE/CUSTODIAL SUPPLY							
1,253,396.60	0.00	1,300,000.00	94,276.25	1,325,843.99	1,227,552.61	708,332.27	519,220.34	
001 9006	ECON DISADVANTAGED RESTRICTED FUNDING							
33.11-	55,182.64	238,188.73	0.00	0.00	238,155.62	0.00	238,155.62	
TOTAL FOR Fund 001 - GENERAL:								
21,962,235.92	4,935,868.38	102,099,460.39	8,250,623.91	95,585,855.57	28,475,840.74	3,727,762.22	24,748,078.52	
002 9001	BOND RETIREMENT-DISTRICT							
14,225,809.87	100,909.25	44,377,131.67	1,484.81	42,582,487.67	16,020,453.87	0.00	16,020,453.87	
002 9002	BOND RETIREMENT-LIBRARY							
187,605.21	1,710.33	116,318.83	25.17	134,587.68	169,336.36	0.00	169,336.36	
TOTAL FOR Fund 002 - BOND RETIREMENT:								
14,413,415.08	102,619.58	44,493,450.50	1,509.98	42,717,075.35	16,189,790.23	0.00	16,189,790.23	
003 0000	PERMANENT IMPROVEMENT							
1,265,520.30	0.00	1,709,421.44	13,292.52	827,830.16	2,147,111.58	959,182.06	1,187,929.52	
003 9002	PERM IMPROVEMENT NATL SCHOOL FITNESS FOUNDTN							
331.82	0.00	0.00	0.00	0.00	331.82	0.00	331.82	
003 9013	PERMANENT IMPROVEMENT PROJECTS 2013							
851,302.18	0.00	0.00	0.00	446,244.62	405,057.56	250,955.17	154,102.39	
003 9198	PERMANENT IMPROVEMENT LEVY							
9,293.00	0.00	0.00	0.00	5,880.00	3,413.00	3,413.00	0.00	
003 9200	CAPITAL DEVELOPMENT							
870,926.39	3,970.00	51,280.24	0.00	0.00	922,206.63	0.00	922,206.63	

Fund #	Fund Description	FYTD	MTD	FYTD	Current	Current+Future	Remaining	Bank
Begin Balance	MTD Receipts	Receipts	Expenditures	Expenditures	Fund Balance	Encumbrances	Fund Balance	Code
TOTAL FOR Fund 003 - PERMANENT IMPROVEMENT:								
2,997,373.69	3,970.00	1,760,701.68	13,292.52	1,279,954.78	3,478,120.59	1,213,550.23	2,264,570.36	
004 9001	BUILDING FUND (NEW HS/JH)							
8,400.32	0.00	49,007.00	0.00	0.00	57,407.32	57,407.32	0.00	
004 9009	CAPITAL IMPROVEMENTS DISTRICTWIDE							
433,435.24	0.00	20.62	0.00	334,226.38	99,229.48	91,924.00	7,305.48	
004 9012	BUILDING FUND SYCAMORE ELEMENTARY							
7,994.04	0.00	0.00	2,600.00-	0.00	7,994.04	5,052.08	2,941.96	
004 9013	BUILDING FUND TOLLGATE ELEM & MIDDLE SCHOOL							
26,287.03	0.00	0.00	0.00	12,315.00	13,972.03	7,035.00	6,937.03	
004 9200	LOCALLY FUNDED INITIATIVE (LFI)							
303,050.66	7.96	73.60	760.00	114,479.82	188,644.44	38,411.00	150,233.44	
TOTAL FOR Fund 004 - BUILDING:								
779,167.29	7.96	49,101.22	1,840.00-	461,021.20	367,247.31	199,829.40	167,417.91	
006 0000	LUNCHROOM							
1,412,909.53	408,587.94	4,127,170.65	356,643.06	3,764,769.83	1,775,310.35	299,078.07	1,476,232.28	
TOTAL FOR Fund 006 - FOOD SERVICE:								
1,412,909.53	408,587.94	4,127,170.65	356,643.06	3,764,769.83	1,775,310.35	299,078.07	1,476,232.28	
007 9002	PHS NORTH TRUST							
163.71	0.00	1,200.24	0.00	1,000.00	363.95	0.00	363.95	
007 9003	LAKEVIEW JUNIOR HIGH TRUST							
2,360.52	0.00	4,494.63	0.00	1,645.00	5,210.15	0.00	5,210.15	
007 9004	RIDGEVIEW JUNIOR HIGH TRUST							
11.85	74.00	403.37	74.00	403.37	11.85	0.00	11.85	
007 9005	HERITAGE ELEM TRUST							
223.71	0.00	667.45	74.95	99.95	791.21	205.00	586.21	
007 9006	FAIRFIELD ELEM TRUST							
2,670.80	0.00	2,221.00	0.00	1,770.82	3,120.98	994.45	2,126.53	
007 9007	PICKERINGTON ELEM. TRUST							
1,614.41	1,776.00	1,776.00	0.00	0.00	3,390.41	3,390.00	0.41	
007 9008	VIOLET ELEM. TRUST							
196.70	0.00	0.00	0.00	0.00	196.70	0.00	196.70	

Fund #	Fund Description	FYTD	MTD	FYTD	Current	Current+Future	Remaining	Bank	
Begin	Balance	Receipts	Expenditures	Expenditures	Fund Balance	Encumbrances	Fund Balance	Code	
007 9009	TUSSING ELEM. TRUST	2,269.94	0.00	1,004.80	0.00	1,502.37	1,772.37	0.00	1,772.37
007 9010	HARMON MIDDLE SCHOOL TRUST	4,119.90	0.00	7,025.73	0.00	8,479.94	2,665.69	1,603.91	1,061.78
007 9011	DILEY MIDDLE SCHOOL TRUST	726.33	1,328.34	8,603.40	0.00	6,584.44	2,745.29	0.00	2,745.29
007 9012	SYCAMORE ELEM TRUST	170.00	0.00	3,344.31	0.00	3,344.31	170.00	0.00	170.00
007 9014	TOLLGATE MIDDLE SCHOOL TRUST	36.61-	0.00	300.00	0.00	300.00	36.61-	0.00	36.61-
007 9091	MEMORIAL FUND	342.62	0.00	0.00	0.00	0.00	342.62	0.00	342.62
007 9101	SCHOLARSHIP SPECIAL TRUST (LARAIN HARRISON)	1,718.00	0.00	0.00	0.00	0.00	1,718.00	0.00	1,718.00
007 9133	HIGH SCHOOL CHORUS	110.02	0.00	0.00	0.00	0.00	110.02	0.00	110.02
007 9210	INSTRUCTIONAL IMPROVEMENT	1,325.05	0.00	0.00	0.00	0.00	1,325.05	0.00	1,325.05
	TOTAL FOR Fund 007 - SPECIAL TRUST:	17,986.95	3,178.34	31,040.93	148.95	25,130.20	23,897.68	6,193.36	17,704.32
009 9001	UNIFORM SCHL SUPPLIES HARMON GR 5 WORKBOOKS	87.21	339.20	3,956.80	0.00	4,874.53	830.52-	0.00	830.52-
009 9002	UNIFORM SCHL SUPPLIES HARMON GR 5 ART	0.00	5.00	5.00	0.00	0.00	5.00	0.00	5.00
009 9003	UNIFORM SCHL SUPPLIES HARMON GR 5 SCIENCE	1,284.24	85.80	971.60	552.50	1,418.25	837.59	600.00	237.59
009 9004	UNIFORM SCHL SUPPLIES HARMON GR 6 WORKBOOKS	150.19	263.00	4,898.10	0.00	8,983.59	3,935.30-	0.00	3,935.30-
009 9006	UNIFORM SCHL SUPPLIES HARMON GR 6 SCIENCE	1,349.67	65.00	1,371.95	0.00	370.49	2,351.13	187.10	2,164.03
009 9010	UNIFORM SCHL SUPPLIES DILEY GR 5 WORKBOOKS	483.47	481.00	5,746.40	0.00	6,239.52	9.65-	0.00	9.65-

Fund #	Fund Description	FYTD	MTD	FYTD	Current	Current+Future	Remaining	Bank	
Begin	Balance	Receipts	Expenditures	Expenditures	Fund Balance	Encumbrances	Fund Balance	Code	
009 9012	UNIFORM SCHL SUPPLIES DILEY GR 5 SCIENCE	1,299.59	118.20	1,482.00	67.22	789.52	1,992.07	597.30	1,394.77
009 9013	UNIFORM SCHL SUPPLIES DILEY GR 6 WORKBOOKS	47.27	840.50	7,766.30	0.00	10,676.02	2,862.45-	0.00	2,862.45-
009 9015	UNIFORM SCHL SUPPLIES DILEY GR 6 SCIENCE	1,592.80	233.00	2,268.30	0.00	953.95	2,907.15	150.00	2,757.15
009 9020	UNIFORM SCHL SUPPLIES TOLLGATE GR 5 WORKBOOKS	54.33	187.00	4,688.80	0.00	5,316.86	573.73-	0.00	573.73-
009 9022	UNIFORM SCHL SUPPLIES TOLLGATE GR 5 SCIENCE	1,171.83	42.00	1,188.00	0.00	536.17	1,823.66	250.00	1,573.66
009 9023	UNIFORM SCHL SUPPLIES TOLLGATE GR 6 WORKBOOKS	18.05	264.00	6,792.20	0.00	13,822.13	7,011.88-	0.00	7,011.88-
009 9025	UNIFORM SCHL SUPPLIES TOLLGATE GR 6 SCIENCE	1,244.23	72.00	1,979.20	133.17	510.71	2,712.72	125.00	2,587.72
009 9030	UNIFORM SCHL SUPPLIES SYCAMORE ELEM KDG	1,134.81	50.00	1,444.00	844.17	993.67	1,585.14	522.08	1,063.06
009 9031	UNIFORM SCHL SUPPLIES SYCAMORE GR 1	389.73	15.00	343.20	0.00	0.00	732.93	300.00	432.93
009 9032	UNIFORM SCHL SUPPLIES SYCAMORE GR 2	469.36	15.00	293.50	298.32	298.32	464.54	0.00	464.54
009 9033	UNIFORM SCHL SUPPLIES SYCAMORE GR 3	1,658.25	21.60	479.60	345.61	510.26	1,627.59	104.39	1,523.20
009 9034	UNIFORM SCHL SUPPLIES SYCAMORE GR 4	1,228.96	30.00	602.50	0.00	907.24	924.22	90.89	833.33
009 9035	UNIFORM SCHL SUPPLIES SYCAMORE ELEM WORKBOOKS	561.96	418.10	9,268.60	0.00	7,353.19	2,477.37	0.00	2,477.37
009 9040	UNIFORM SCHL SUPPLIES TOLLGATE ELEM KDG	714.74	75.00	1,048.50	619.52	1,147.59	615.65	212.43	403.22
009 9041	UNIFORM SCHL SUPPLIES TOLLGATE ELEM GR 1	438.95	33.00	285.00	0.00	224.49	499.46	0.00	499.46
009 9042	UNIFORM SCHL SUPPLIES TOLLGATE ELEM GR 2	368.93	28.50	309.50	25.67	198.52	479.91	279.75	200.16

Fund #	Fund Description	FYTD	MTD	FYTD	Current	Current+Future	Remaining	Bank	
Begin	Balance	Receipts	Expenditures	Expenditures	Fund Balance	Encumbrances	Fund Balance	Code	
009 9043	UNIFORM SCHL SUPPLIES TOLLGATE ELEM GR 3	345.14	56.00	426.50	0.00	0.00	771.64	0.00	771.64
009 9044	UNIFORM SCHL SUPPLIES TOLLGATE ELEM GR 4	155.44	88.50	450.50	0.00	0.00	605.94	0.00	605.94
009 9045	UNIFORM SCHL SUPPLIES TOLLGATE ELEM WORKBOOKS	343.60	1,018.00	7,968.00	0.00	7,705.58	606.02	198.00	408.02
009 9054	UNIFORM SCHL SUPPLIES GATEWAY SCIENCE	0.00	5.00	205.00	0.00	0.00	205.00	75.00	130.00
009 9055	UNIFORM SCHL SUPPLIES GATEWAY WORKBOOKS	0.00	13.00	551.00	0.00	0.00	551.00	0.00	551.00
009 9101	UNIFORM SCHL SUPPLIES PHS CENTRAL ART	3,077.18	1,010.00	12,883.67	0.00	7,978.52	7,982.33	3,264.34	4,717.99
009 9102	UNIFORM SCHL SUPPLIES PHS CENTRAL ENGLISH	236.77	1,145.40	14,338.88	0.00	35,853.03	21,277.38-	0.00	21,277.38-
009 9103	UNIFORM SCHL SUPPLIES PHS CENTRAL FOR LANG	771.27	769.30	10,936.13	0.00	8,722.70	2,984.70	0.00	2,984.70
009 9104	UNIFORM SCHL SUPPLIES PHS CENTRAL WORK & FAM	720.66	3.00	114.20	0.00	49.31	785.55	0.00	785.55
009 9105	UNIFORM SCHL SUPPLIES PHS CENTRAL IND TECH	2,754.14	1,166.25	12,029.90	2,277.50	11,197.57	3,586.47	578.44	3,008.03
009 9106	UNIFORM SCHL SUPPLIES PHS CENTRAL SCIENCE	2,935.24	1,360.42	19,285.66	28.44	8,609.54	13,611.36	0.00	13,611.36
009 9107	UNIFORM SCHL SUPPLIES PHS CENTRAL BUSINESS	355.50	0.00	0.00	0.00	0.00	355.50	0.00	355.50
009 9108	UNIFORM SCHL SUPPLIES PHS CENTRAL SOC STUD	2,023.79	297.00	5,711.80	0.00	9,808.57	2,072.98-	17.24	2,090.22-
009 9109	UNIFORM SCHL SUPPLIES PHS CENTRAL SPEC ED	379.24	27.75	248.60	0.00	254.65	373.19	0.00	373.19
009 9110	UNIFORM SCHL SUPPLIES PHS CENTRAL DRAMA	1,105.76	46.80	603.95	0.00	0.00	1,709.71	0.00	1,709.71
009 9111	UNIFORM SCHL SUPPLIES PHS CENTRAL PLANNERS	3,926.90	158.41	2,232.47	0.00	3,753.50	2,405.87	3,907.50	1,501.63-

Fund #	Fund Description	FYTD	MTD	FYTD	Current	Current+Future	Remaining	Bank	
Begin	Balance	Receipts	Expenditures	Expenditures	Fund Balance	Encumbrances	Fund Balance	Code	
009 9112	UNIFORM SCHL SUPPLIES PHS CENTRAL OWE	6.00	0.00	0.00	0.00	6.00	0.00	6.00	
009 9114	UNIFORM SCHL SUPPLIES PHS CENTRAL MATH	258.00	569.00	7,182.50	0.00	14,337.20	6,896.70-	0.00	6,896.70-
009 9115	UNIFORM SCHL SUPPLIES PHSC SUCCESS ACADEMY	0.20	0.00	0.00	0.00	0.20	0.00	0.20	
009 9117	UNIFORM SCHOOL SUPPLIES PHSC CHOIR ROBES	2,925.00	0.00	30.00	0.00	0.00	2,955.00	0.00	2,955.00
009 9118	UNIFORM SCHL SUPPLIES CENTRAL HEALTH-PE	193.16	116.50	2,200.00	0.00	2,646.00	252.84-	0.00	252.84-
009 9119	UNIFORM SCHL SUPPLIES CENTRAL BIOMEDICAL SCI	0.00	126.00	2,313.40	0.00	1,010.65	1,302.75	790.85	511.90
009 9120	UNIFORM SCHL SUPPLIES CENTRAL ENGINEERING SCI	0.00	90.00	407.43	0.00	0.00	407.43	0.00	407.43
009 9201	UNIFORM SCHL SUPPLIES PHS NORTH ART	2,823.03	2,365.87	21,413.70	707.11	13,399.88	10,836.85	698.50	10,138.35
009 9202	UNIFORM SCHL SUPPLIES PHS NORTH ENGLISH	4,180.38	1,841.90	19,500.05	0.00	39,824.29	16,143.86-	0.00	16,143.86-
009 9203	UNIFORM SCHL SUPPLIES PHS NORTH FOREIGN LANG	4,134.03	899.25	11,237.00	0.00	15,787.52	416.49-	71.99	488.48-
009 9204	UNIFORM SCHL SUPPLIES PHS NORTH WORK & FAMILY	13.19	60.00	93.00	0.00	0.00	106.19	0.00	106.19
009 9205	UNIFORM SCHL SUPPLIES PHS NORTH IND TECH	4,365.03	1,270.00	12,328.55	1,333.35	8,967.02	7,726.56	5,304.45	2,422.11
009 9206	UNIFORM SCHL SUPPLIES PHS NORTH SCIENCE	4,767.96	1,804.13	21,619.38	3,409.37	14,240.67	12,146.67	1,777.21	10,369.46
009 9207	UNIFORM SCHL SUPPLIES PHS NORTH BUSINESS	2,191.47	10.00	60.80	0.00	0.00	2,252.27	0.00	2,252.27
009 9208	UNIFORM SCHL SUPPLIES PHS NORTH SOCIAL STUD	1,282.84	597.00	7,957.40	0.00	11,509.58	2,269.34-	0.00	2,269.34-
009 9209	UNIFORM SCHL SUPPLIES PHS NORTH SPECIAL ED	2,466.24	444.50	1,510.75	0.00	389.23	3,587.76	349.58	3,238.18

Fund #	Fund Description	FYTD	MTD	FYTD	Current	Current+Future	Remaining	Bank	
Begin Balance	MTD Receipts	Receipts	Expenditures	Expenditures	Fund Balance	Encumbrances	Fund Balance	Code	
009 9210	UNIFORM SCHL SUPPLIES PHS NORTH THEATRE	1,479.32	58.60	624.75	0.00	0.00	2,104.07	0.00	2,104.07
009 9211	UNIFORM SCHL SUPPLIES PHS NORTH PLANNERS	3,940.34	274.19	2,728.59	0.00	3,848.50	2,820.43	3,860.00	1,039.57-
009 9212	UNIFORM SCHL SUPPLIES PHS NORTH CBI-OWE	0.87	0.00	0.00	0.00	0.00	0.87	0.00	0.87
009 9214	UNIFORM SCHL SUPPLIES PHS NORTH MATH	410.53	824.00	9,565.00	0.00	13,924.57	3,949.04-	0.00	3,949.04-
009 9218	UNIFORM SCHL SUPPLIES PHS NORTH HEALTH-PE	125.86	305.50	3,420.70	0.00	5,156.25	1,609.69-	0.00	1,609.69-
009 9219	UNIFORM SCHL SUPPLIES NORTH BIOMEDICAL SCI	0.00	357.50	2,672.50	0.00	0.00	2,672.50	0.00	2,672.50
009 9220	UNIFORM SCHL SUPPLIES NORTH ENGINEERING SCI	0.00	90.00	390.00	0.00	0.00	390.00	0.00	390.00
009 9301	UNIFORM SCHL SUPPLIES LAKEVIEW ART	9,428.07	363.00	5,373.00	231.07	9,806.61	4,994.46	0.00	4,994.46
009 9302	UNIFORM SCHL SUPPLIES LAKEVIEW ENGLISH	679.34	590.80	9,616.20	0.00	15,896.60	5,601.06-	0.00	5,601.06-
009 9303	UNIFORM SCHL SUPPLIES LAKEVIEW FOREIGN LANG	78.30	0.00	198.00	0.00	6,036.80	5,760.50-	0.00	5,760.50-
009 9304	UNIFORM SCHL SUPPLIES LAKEVIEW IND TECH	8,396.30	189.00	3,647.40	0.00	6,522.47	5,521.23	0.00	5,521.23
009 9305	UNIFORM SCHL SUPPLIES LAKEVIEW MATH	0.00	274.00	3,504.40	0.00	7,740.15	4,235.75-	538.50	4,774.25-
009 9306	UNIFORM SCHL SUPPLIES LAKEVIEW SCIENCE	2,942.29	205.60	2,768.30	1,059.02	3,437.25	2,273.34	0.00	2,273.34
009 9307	UNIFORM SCHL SUPPLIES LAKEVIEW SOCIAL STUD	2,078.89	35.00	83.00	0.00	0.00	2,161.89	0.00	2,161.89
009 9308	UNIFORM SCHL SUPPLIES LAKEVIEW SPECIAL EDUC	217.60	0.00	0.00	0.00	0.00	217.60	0.00	217.60
009 9309	UNIFORM SCHL SUPPLIES LAKEVIEW HOME ECON	934.98	45.00	67.00	0.00	261.34	740.64	0.00	740.64

Fund #	Fund Description	FYTD	MTD	FYTD	Current	Current+Future	Remaining	Bank	
Begin	Balance	Receipts	Expenditures	Expenditures	Fund Balance	Encumbrances	Fund Balance	Code	
009 9310	UNIFORM SCHL SUPPLIES LAKEVIEW PLANNERS	837.88	207.00	3,295.50	0.00	4,180.00	46.62-	0.00	46.62-
009 9312	UNIFORM SCHL SUPPLIES LAKEVIEW ENGINEERING	0.00	255.00	3,798.50	0.00	233.23	3,565.27	689.84	2,875.43
009 9320	UNIFORM SCHL SUPPLIES LAKEVIEW THEATRE	704.00	0.00	44.00	0.00	0.00	748.00	0.00	748.00
009 9401	UNIFORM SCHL SUPPLIES RIDGEVIEW ART	2,253.73	261.00	4,842.25	0.00	2,192.84	4,903.14	0.00	4,903.14
009 9402	UNIFORM SCHL SUPPLIES RIDGEVIEW ENGLISH	207.42	440.30	9,455.30	0.00	22,935.47	13,272.75-	0.00	13,272.75-
009 9403	UNIFORM SCHL SUPPLIES RIDGEVIEW FOREIGN LANG	146.78	0.00	697.40	0.00	269.50	574.68	0.00	574.68
009 9404	UNIFORM SCHL SUPPLIES RIDGEVIEW IND TECH	2,771.20	219.00	4,792.00	0.00	641.44	6,921.76	261.75	6,660.01
009 9405	UNIFORM SCHL SUPPLIES RIDGEVIEW MATH	0.00	224.00	3,565.25	0.00	7,770.67	4,205.42-	0.00	4,205.42-
009 9406	UNIFORM SCHL SUPPLIES RIDGEVIEW SCIENCE	8,788.07	171.00	3,681.90	109.61	6,394.76	6,075.21	1,410.06	4,665.15
009 9407	UNIFORM SCHL SUPPLIES RIDGEVIEW SOCIAL STUD	2,295.51	15.00	229.00	0.00	0.00	2,524.51	0.00	2,524.51
009 9408	UNIFORM SCHL SUPPLIES RIDGEVIEW SPECIAL EDUC	325.00	0.00	0.00	0.00	0.00	325.00	0.00	325.00
009 9409	UNIFORM SCHL SUPPLIES RIDGEVIEW HOME ECON	110.00	18.00	84.00	0.00	0.00	194.00	0.00	194.00
009 9410	UNIFORM SCHL SUPPLIES RIDGEVIEW PLANNERS	145.05	134.50	3,210.04	0.00	4,180.00	824.91-	0.00	824.91-
009 9412	UNIFORM SCHL SUPPLIES RIDGEVIEW ENGINEERING	0.00	240.00	4,672.25	0.00	1,785.81	2,886.44	0.00	2,886.44
009 9420	UNIFORM SCHL SUPPLIES RIDGEVIEW THEATRE	719.00	0.00	49.60	0.00	0.00	768.60	0.00	768.60
009 9501	UNIFORM SCHL SUPPLIES HERITAGE GR 1	121.63	0.00	128.50	0.00	88.51	161.62	156.00	5.62

Fund #	Fund Description	FYTD	MTD	FYTD	Current	Current+Future	Remaining	Bank	
Begin	Balance	Receipts	Expenditures	Expenditures	Fund Balance	Encumbrances	Fund Balance	Code	
009 9502	UNIFORM SCHL SUPPLIES HERITAGE GR 2	244.88	0.00	143.70	271.84	271.84	116.74	0.00	116.74
009 9503	UNIFORM SCHL SUPPLIES HERITAGE GR 3	321.37	13.50	245.90	0.00	339.71	227.56	208.46	19.10
009 9504	UNIFORM SCHL SUPPLIES HERITAGE GR 4 SCIENCE	124.65	10.00	204.00	0.00	0.00	328.65	0.00	328.65
009 9507	UNIFORM SCHL SUPPLIES HERITAGE ART	20.00	0.00	0.00	0.00	0.00	20.00	0.00	20.00
009 9514	UNIFORM SCHL SUPPLIES HE KIND SUPPLIES	1,102.37	0.00	505.00	0.00	0.00	1,607.37	1,427.06	180.31
009 9516	UNIFORM SCHL SUPPLIES HE WORKBOOKS	173.63	76.50	4,011.55	0.00	3,395.72	789.46	0.00	789.46
009 9601	UNIFORM SCHL SUPPLIES FE GRADE 1	217.20	6.00	215.70	0.00	0.00	432.90	0.00	432.90
009 9602	UNIFORM SCHL SUPPLIES FE GRADE 2	326.01	6.00	184.70	0.00	0.00	510.71	0.00	510.71
009 9603	UNIFORM SCHL SUPPLIES FE GRADE 3	461.94	8.00	244.60	0.00	0.00	706.54	0.00	706.54
009 9604	UNIFORM SCHL SUPPLIES FE GRADE 4	470.26	25.00	362.00	0.00	0.00	832.26	330.00	502.26
009 9614	UNIFORM SCHL SUPPLIES FE KIND SUPPLIES	1,393.75	12.50	762.00	0.00	293.88	1,861.87	0.00	1,861.87
009 9616	UNIFORM SCHL SUPPLIES FE WORKBOOKS	242.68	230.50	5,144.10	0.00	6,682.65	1,295.87-	99.95	1,395.82-
009 9701	UNIFORM SCHL SUPPLIES PE GRADE 1	339.38	9.00	219.00	339.52	339.52	218.86	0.00	218.86
009 9702	UNIFORM SCHL SUPPLIES PE GRADE 2	625.24	24.50	194.20	175.43	175.43	644.01	0.00	644.01
009 9703	UNIFORM SCHL SUPPLIES PE GRADE 3 LANG ARTS	580.38	21.00	316.00	0.00	0.00	896.38	0.00	896.38
009 9704	UNIFORM SCHL SUPPLIES PE GRADE 4 SCIENCE	298.00	40.00	230.00	0.00	0.00	528.00	0.00	528.00

Fund #	Fund Description	FYTD	MTD	FYTD	Current	Current+Future	Remaining	Bank	
Begin Balance	MTD Receipts	Receipts	Expenditures	Expenditures	Fund Balance	Encumbrances	Fund Balance	Code	
009 9714	UNIFORM SCHL SUPPLIES PE KIND SUPPLIES	1,890.37	25.00	775.50	0.00	397.40	2,268.47	0.00	2,268.47
009 9716	UNIFORM SCHL SUPPLIES PE WORKBOOKS	2,163.47	407.67	5,139.97	0.00	4,259.47	3,043.97	0.00	3,043.97
009 9801	UNIFORM SCHL SUPPLIES VE GR 1	42.18	0.00	177.00	223.76	223.76	4.58-	0.00	4.58-
009 9802	UNIFORM SCHL SUPPLIES VE GR 2	19.60	16.20	214.40	45.54	45.54	188.46	144.18	44.28
009 9803	UNIFORM SCHL SUPPLIES VE GRADE 3	18.53	18.60	313.60	25.20	25.20	306.93	132.02	174.91
009 9804	UNIFORM SCHL SUPPLIES VE GRADE 4	125.93	20.00	299.50	320.77	375.07	50.36	0.00	50.36
009 9814	UNIFORM SCHL SUPPLIES VE KIND SUPPLIES	200.10	0.00	827.25	617.82	744.69	282.66	190.03	92.63
009 9816	UNIFORM SCHL SUPPLIES VE WORKBOOKS	188.65	231.80	5,585.60	0.00	4,670.66	1,103.59	62.91	1,040.68
009 9900	UNIFORM SCHL SUPPLIES TE KIND SUPPLIES	994.12	25.00	412.50	0.00	6.21-	1,412.83	0.00	1,412.83
009 9901	UNIFORM SCHL SUPPLIES TUSSING GRADE 1	288.80	0.00	99.00	0.00	0.00	387.80	0.00	387.80
009 9902	UNIFORM SCHL SUPPLIES TUSSING GRADE 2	167.00	0.00	87.00	0.00	0.00	254.00	0.00	254.00
009 9903	UNIFORM SCHL SUPPLIES TUSSING GRADE 3	217.63	4.00	147.40	0.00	0.00	365.03	0.00	365.03
009 9904	UNIFORM SCHL SUPPLIES TUSSING GR 4	273.27	10.00	210.50	0.00	0.00	483.77	0.00	483.77
009 9910	HARMON OUTDOOR EDUCATION	5,078.73	7,979.00	7,819.00	0.00	0.00	12,897.73	12,000.00	897.73
009 9911	DILEY OUTDOOR EDUCATION	9,652.04	20,505.00	25,065.00	1,470.00	4,108.10	30,608.94	26,000.00	4,608.94
009 9914	TOLLGATE OUTDOOR EDUCATION	39,774.26	15,840.00	25,440.00	0.00	38,522.83	26,691.43	26,000.00	691.43

Fund #	Fund Description	FYTD	MTD	FYTD	Current	Current+Future	Remaining	Bank	
Begin Balance	MTD Receipts	Receipts	Expenditures	Expenditures	Fund Balance	Encumbrances	Fund Balance	Code	
009 9916	UNIFORM SCHL SUPPLIES TE WORKBOOKS	230.26	107.00	3,003.90	0.00	5,097.48	1,863.32-	0.00	1,863.32-
009 9998	UNIFORM SCHL TECHNOLOGY FEE	0.00	1,933.90	24,655.60	0.00	1,498.00	23,157.60	20,071.22	3,086.38
009 9999	UNIFORM SCHL EDUCATIONAL MEDIA DEVICES	13,105.00-	2,997.42	72,580.07	1,036.00-	143,676.00	84,200.93-	0.00	84,200.93-
TOTAL FOR Fund 009 - UNIFORM SCHOOL SUPPLIES:									
		169,785.37	77,440.96	526,068.84	14,495.53	620,609.54	75,244.67	114,034.02	38,789.35-
010 9009	CFAP LOCAL SHARE PROJECT CONSTRUCTION FUND	700,515.04	0.00	0.00	0.00	73,815.77	626,699.27	0.00	626,699.27
010 9015	CFAP STATE SHARE PROJECT CONSTRUCTION FUND	0.00	0.00	581,884.07	0.00	581,884.07	0.00	0.00	0.00
TOTAL FOR Fund 010 - CLASSROOM FACILITIES:									
		700,515.04	0.00	581,884.07	0.00	655,699.84	626,699.27	0.00	626,699.27
018 9110	HARMON MIDDLE SCHOOL	5,266.28	497.32	17,736.93	717.88	12,981.87	10,021.34	822.00	9,199.34
018 9111	DILEY MIDDLE SCHOOL	1,038.19	54.00	9,377.92	212.50	4,808.72	5,607.39	0.00	5,607.39
018 9112	SYCAMORE ELEMENTARY VENDING	7,342.66	2,256.11	5,801.30	1,914.08	5,641.30	7,502.66	1,534.25	5,968.41
018 9113	TOLLGATE ELEMENTARY VENDING	14,716.36	0.00	8,385.64	345.00	4,715.82	18,386.18	151.95	18,234.23
018 9114	TOLLGATE MIDDLE SCHOOL VENDING	590.19	43.11	9,165.92	112.50	4,546.21	5,209.90	600.00	4,609.90
018 9179	PHSC SERVICE LEARNING	10,610.29	12,747.47	25,846.92	50.36	13,504.75	22,952.46	14,173.64	8,778.82
018 9180	PRIDE	72.00	0.00	0.00	0.00	0.00	72.00	0.00	72.00
018 9181	CENTRAL HIGH SCHOOL	8,153.47	561.11	46,830.07	5,317.60	31,926.96	23,056.58	750.20	22,306.38
018 9182	NORTH HIGH SCHOOL	32,329.37	433.75	6,347.77	660.68	5,087.25	33,589.89	209.99	33,379.90

Fund #	Fund Description		FYTD	MTD	FYTD	Current	Current+Future	Remaining	Bank
Begin	Balance	MTD Receipts	Receipts	Expenditures	Expenditures	Fund Balance	Encumbrances	Fund Balance	Code
018 9183	LAKEVIEW JUNIOR HIGH								
	2,029.82	0.00	1,065.78	88.18	757.88	2,337.72	319.79	2,017.93	
018 9184	RIDGEVIEW JUNIOR HIGH								
	1,840.83	810.70	4,207.41	678.03	4,293.74	1,754.50	1,100.00	654.50	
018 9185	HERITAGE ELEMENTARY								
	5,299.51	334.93	3,876.82	61.51	1,884.56	7,291.77	3,488.83	3,802.94	
018 9186	FAIRFIELD ELEMENTARY								
	6,593.90	2,046.31	7,684.82	94.24	3,661.76	10,616.96	400.00	10,216.96	
018 9187	PICKERINGTON ELEMENTARY								
	479.34	41.36	2,263.97	125.00	945.95	1,797.36	0.00	1,797.36	
018 9188	VIOLET ELEMENTARY								
	557.02	685.59	8,527.30	1,126.68	7,861.12	1,223.20	167.25	1,055.95	
018 9189	TUSSING ELEMENTARY								
	3,190.72	0.00	1,662.51	844.35	2,138.22	2,715.01	656.25	2,058.76	
018 9190	SUMMER ACADEMY								
	168,384.77	5,618.50	10,146.70	49,391.32-	15,408.80	163,122.67	124,909.00	38,213.67	
	TOTAL FOR Fund 018 - PUBLIC SCHOOL SUPPORT:								
	268,494.72	26,130.26	168,927.78	37,042.73-	120,164.91	317,257.59	149,283.15	167,974.44	
019 9001	CENTRAL HIGH SCHOOL OTHER GRANTS								
	2,906.42	0.00	550.00	254.60	2,329.36	1,127.06	0.00	1,127.06	
019 9003	PAY-TO-PARTICIPATE ACTIVITIES								
	206,007.56	43,370.39	756,962.94	56,864.20	750,893.93	212,076.57	0.00	212,076.57	
019 9007	BUS - MAINTENANCE FACILITY								
	158,670.87	0.00	0.00	0.00	0.00	158,670.87	1,158.75	157,512.12	
019 9008	MARTHA JENNINGS FOUNDATION GRANT - FORREST								
	3.30-	0.00	0.00	0.00	0.00	3.30-	0.00	3.30-	
019 9010	COCA COLA BOTTLING COMPANIES								
	38,453.56	0.00	30,000.00	0.00	0.00	68,453.56	0.00	68,453.56	
019 9014	RJH BATTELLE OHIO STEM LEARNING								
	1,020.00-	0.00	1,020.00	0.00	0.00	0.00	0.00	0.00	
019 9019	W.I.S.E PROGRAM (RJH INTERVENTION-UNITED WAY)								
	3,152.52-	1,725.66	18,982.26	3,154.94	17,215.74	1,386.00-	0.00	1,386.00-	

Fund #	Fund Description	FYTD	MTD	FYTD	Current	Current+Future	Remaining	Bank	
Begin Balance	MTD Receipts	Receipts	Expenditures	Expenditures	Fund Balance	Encumbrances	Fund Balance	Code	
019 9022	OHIO SCHOOL COUNSELOR ASSN AWARD (FARBIZO)	379.84	0.00	0.00	0.00	379.84	0.00	379.84	
019 9025	CENTRAL PAC FACILITY RENTAL	20,578.47	7,445.00	58,523.25	7,536.66	76,624.40	2,477.32	0.00	2,477.32
019 9026	ATHLETIC FACILITY RENTAL	109,979.22	3,327.00	60,554.64	5,433.34	66,897.85	103,636.01	23,570.00	80,066.01
019 9032	PHSC AM MATHEMATICAL SOCIETY AWARD (BALKO)	1,000.00	0.00	0.00	0.00	0.00	1,000.00	0.00	1,000.00
019 9035	FY12 JENNINGS -SUPERINTENDENT'S AWARD	3,376.26	0.00	0.00	0.00	0.00	3,376.26	0.00	3,376.26
019 9037	BATTELLE FOR KIDS (L ROSS Spec Ed)	5,398.64	0.00	625.00	0.00	0.00	6,023.64	0.00	6,023.64
019 9038	NORTH PAC FACILITY RENTAL	0.00	0.00	5,990.58	0.00	0.00	5,990.58	0.00	5,990.58
019 9040	PICKERINGTON EDUCATION FOUNDATION MINI GRANTS	9,164.08	0.00	7,530.00	617.00	4,582.08	12,112.00	5,845.85	6,266.15
019 9041	RJH-SCHOLARSHIP AMERICA (K OWEN)	211.89	0.00	0.00	0.00	0.00	211.89	0.00	211.89
019 9045	NBC MAKE A DIFFERENCE GRANT RJH	0.00	0.00	10,000.00	0.00	574.88	9,425.12	1,000.00	8,425.12
019 9050	FY15 JENNINGS AWARD-READING FOUNDATIONS MULLET	0.00	0.00	3,000.00	0.00	2,979.72	20.28	0.00	20.28
019 9051	FY15 JENNINGS MULTISENSORY (B WOOD)	0.00	0.00	0.00	1,478.40	1,478.40	1,478.40-	1,654.62	3,133.02-
019 9100	TRACK RENOVATION	1,500.00	0.00	0.00	0.00	0.00	1,500.00	0.00	1,500.00
019 9140	FUEL UP TO PLAY 60 SYCAMORE	54.95	0.00	0.00	0.00	0.00	54.95	0.00	54.95
019 9141	FY15 JENNINGS-MATH MANIPULATIVES(MULLET)	0.00	0.00	2,893.00	0.00	2,893.20	0.20-	0.00	0.20-
019 9142	FY15 JENNINGS-LITERACY (SCIPIONE)	0.00	0.00	3,000.00	0.00	3,000.00	0.00	0.00	0.00

Fund #	Fund Description	FYTD	MTD	FYTD	Current	Current+Future	Remaining	Bank	
Begin Balance	MTD Receipts	Receipts	Expenditures	Expenditures	Fund Balance	Encumbrances	Fund Balance	Code	
019 9200	NORTH HIGH SCHOOL OTHER GRANTS	34,347.84	1,560.00	25,987.62	4,585.73	37,105.94	23,229.52	1,738.88	21,490.64
019 9500	BAND UNIFORM REPLACEMENT FUND	12,994.02	0.00	13,695.40	0.00	28,661.70-	55,351.12	15,390.00	39,961.12
019 9600	MUSIC REVOLVING FUND	49,007.00	0.00	0.00	0.00	49,007.00	0.00	0.00	0.00
TOTAL FOR Fund 019 - OTHER GRANT:		649,854.80	57,428.05	999,314.69	79,924.87	986,920.80	662,248.69	50,358.10	611,890.59
022 9000	FLEXIBLE SPENDING ACCOUNT	6,774.68	0.00	0.00	0.00	0.00	6,774.68	0.00	6,774.68
022 9005	SPECIAL OLYMPICS OF OHIO	4,705.43	2,552.25	8,974.25	110.00	3,548.19	10,131.49	0.00	10,131.49
022 9502	PHSC OHSAA FOOTBALL AGENCY FUND	0.00	0.00	14,780.00	0.00	14,788.83	8.83-	0.00	8.83-
022 9506	PHSC CDAB BOYS TENNIS AGENCY FUND	3.80	0.00	0.00	0.00	3.80	0.00	0.00	0.00
022 9508	PHSC CDAB GIRLS TENNIS AGENCY FUND	42.60-	0.00	919.63	0.00	905.96	28.93-	0.00	28.93-
022 9510	PHSC CDAB BOYS SOCCER AGENCY FUND	0.00	0.00	812.00	0.00	812.00	0.00	0.00	0.00
022 9512	PHSC CDAB GIRLS SOCCER AGENCY FUND	0.00	0.00	2,272.00	0.00	2,272.00	0.00	0.00	0.00
022 9514	PHSC CDAB BOYS BKB AGENCY FUND	0.13	0.00	0.00	0.00	0.13	0.00	0.00	0.00
022 9516	PHSC CDAB GIRLS BKB AGENCY FUND	0.00	0.00	1,508.00	226.00	1,497.20	10.80	0.00	10.80
022 9520	PHSC CDAB SOFTBALL AGENCY FUND	19,571.05	0.00	0.00	0.00	19,571.05	0.00	0.00	0.00
022 9521	PHSC OHSAA SOFTBALL AGENCY FUND	8,755.12	0.00	0.00	0.00	8,755.12	0.00	0.00	0.00
022 9522	PHSC CDAB WRESTLING AGENCY FUND	535.56	0.00	0.00	0.00	530.71	4.85	0.00	4.85

Fund #	Fund Description	FYTD	MTD	FYTD	Current	Current+Future	Remaining	Bank
Begin Balance	MTD Receipts	Receipts	Expenditures	Expenditures	Fund Balance	Encumbrances	Fund Balance	Code
022 9523	PHSC OHSAA WRESTLING AGENCY FUND							
	20.75	0.00	0.00	0.00	20.75	0.00	0.00	0.00
022 9531	PHSC OHSAA TRACK AGENCY FUND							
	0.01-	0.00	0.00	0.00	0.01-	0.00	0.00	0.00
022 9533	PHSN CDAB VOLLEYBALL AGENCY FUND							
	0.01	0.00	552.00	0.00	552.01	0.00	0.00	0.00
022 9539	PHSN CDAB BOYS SOCCER AGENCY FUND							
	0.00	0.00	1,554.00	0.00	1,554.00	0.00	0.00	0.00
022 9541	PHSN CDAB GIRLS SOCCER AGENCY FUND							
	0.00	0.00	1,666.00	0.00	1,666.00	0.00	0.00	0.00
022 9543	PHSN CDAB BOYS BKB AGENCY FUND							
	0.00	0.00	10,681.00	9,302.00	10,585.95	95.05	0.00	95.05
022 9545	PHSN CDAB GIRLS BKB AGENCY FUND							
	0.40	0.00	1,952.00	1,459.00	1,917.90	34.50	0.00	34.50
022 9546	PHSN OHSAA GIRLS BKB AGENCY FUND							
	1.49-	0.00	12,869.00	8,951.20	12,781.32	86.19	0.00	86.19
022 9549	PHSN CDAB SOFTBALL AGENCY FUND							
	4,469.60	3,834.00	3,834.00	0.00	4,469.60	3,834.00	0.00	3,834.00
022 9552	PHSN OHSAA WRESTLING AGENCY FUND							
	36.94	0.00	562.65	0.00	604.44	4.85-	0.00	4.85-
022 9556	PHSN OHSAA BOYS CC AGENCY FUND							
	0.00	0.00	15,000.00	0.00	14,974.72	25.28	0.00	25.28
022 9560	PHSN OHSAA TRACK AGENCY FUND							
	19,757.47	0.00	10,000.00	4,695.64	24,453.11	5,304.36	250.00	5,054.36
022 9561	DISTRICT CHEERLEADING COMPETITION							
	2.80-	0.00	6,521.00	0.00	6,513.13	5.07	0.00	5.07
TOTAL FOR Fund 022 - DISTRICT AGENCY:								
	64,584.04	6,386.25	94,457.53	24,743.84	132,777.91	26,263.66	250.00	26,013.66
024 9000	EMPLOYEE BENEFITS SELF-INSURANCE DENTAL							
	12,512.72	65,877.31	733,044.03	75,613.44	555,638.50	189,918.25	0.00	189,918.25
024 9015	EMPLOYEE BENEFITS SELF-INSURANCE MEDICAL							
	0.00	1,061,462.92	13,055,961.46	1,086,253.53	8,951,378.84	4,104,582.62	0.00	4,104,582.62

Fund #	Fund Description	FYTD	MTD	FYTD	Current	Current+Future	Remaining	Bank
Begin Balance	MTD Receipts	Receipts	Expenditures	Expenditures	Fund Balance	Encumbrances	Fund Balance	Code
TOTAL FOR Fund 024 - EMPLOYEE BENEFITS SELF INS.:								
12,512.72	1,127,340.23	13,789,005.49	1,161,866.97	9,507,017.34	4,294,500.87	0.00	4,294,500.87	
034 9003 OSFC CLASSROOM-FACILITY MAINTENANCE								
3,558,789.52	5,241.34	443,473.30	132,056.17	966,874.54	3,035,388.28	273,527.50	2,761,860.78	
034 9098 FAIRFIELD CLASSROOM FACILITY MAINT								
199,648.90	0.00	0.00	0.00	8,332.00	191,316.90	0.00	191,316.90	
TOTAL FOR Fund 034 - CLASSROOM FACILITIES MAINT.:								
3,758,438.42	5,241.34	443,473.30	132,056.17	975,206.54	3,226,705.18	273,527.50	2,953,177.68	
035 9000 TERMINATION BENEFITS								
3,624,256.85	0.00	0.00	698.17	48,107.90	3,576,148.95	0.00	3,576,148.95	
TOTAL FOR Fund 035 - TERMINATION BENEFITS - HB426:								
3,624,256.85	0.00	0.00	698.17	48,107.90	3,576,148.95	0.00	3,576,148.95	
200 9111 CENTRAL ART CLUB								
1,023.56	532.00	702.00	0.00	624.58	1,100.98	588.87	512.11	
200 9117 CENTRAL SCIENCE OLYMPIAD								
435.00	0.00	275.00	0.00	496.77	213.23	0.00	213.23	
200 9118 CENTRAL ECOLOGY CLUB								
13.20	0.00	0.00	0.00	0.00	13.20	0.00	13.20	
200 9123 CENTRAL ASL CLUB								
26.58	0.00	0.00	0.00	0.00	26.58	0.00	26.58	
200 9125 CENTRAL FRENCH CLUB								
649.28	0.00	0.00	10.89	30.89	618.39	0.00	618.39	
200 9126 CENTRAL GERMAN CLUB								
1,309.51	0.00	1,849.00	10.89	1,850.16	1,308.35	0.00	1,308.35	
200 9128 CENTRAL SPANISH CLUB								
1,371.21	0.00	155.00	10.90	515.38	1,010.83	0.00	1,010.83	
200 9141 CENTRAL NATIONAL HONOR SOCIETY								
2,799.34	1,320.00	2,028.00	980.00	2,812.06	2,015.28	90.00	1,925.28	
200 9300 LAKEVIEW SCHOOL STORE								
0.00	0.00	1,853.99	0.00	283.50	1,570.49	1,148.00	422.49	
200 9310 CENTRAL DECA CLUB								
34,501.59	1,754.30	24,334.64	2,744.91	28,629.66	30,206.57	5,264.56	24,942.01	

Fund #	Fund Description	FYTD	MTD	FYTD	Current	Current+Future	Remaining	Bank
Begin	Balance	MTD	Receipts	Expenditures	Expenditures	Fund	Balance	Code
		Receipts				Encumbrances	Fund	
200 9320	CENTRAL FCCLA (FAMILY CAREER COMMUNITY LEAD)							
	229.02	0.00	0.00	0.00	0.00	229.02	0.00	229.02
200 9351	CENTRAL INDUSTRIAL TECH CLUB							
	123.30-	325.00	710.00	0.00	237.68	349.02	141.05	207.97
200 9400	RIDGEVIEW INTERACT CLUB							
	0.00	5.00	93.00	0.00	0.00	93.00	0.00	93.00
200 9611	CENTRAL STUDENT COUNCIL							
	8,075.44	0.00	11,809.32	814.45	13,822.46	6,062.30	0.00	6,062.30
200 9614	RIDGEVIEW STUDENT COUNCIL							
	10,473.84	3,155.00	3,240.00	351.98	1,916.79	11,797.05	1,876.00	9,921.05
200 9615	LAKEVIEW STUDENT COUNCIL							
	7,459.17	3,155.00	3,497.37	1,578.17	3,609.37	7,347.17	2,163.00	5,184.17
200 9630	CENTRAL SADD							
	5,212.62	3,461.00	8,316.84	380.00	6,662.06	6,867.40	788.58	6,078.82
200 9632	PHSC SUNNY-SIDE UP PROGRAM							
	0.90	203.00	1,036.05	0.00	644.90	392.05	0.00	392.05
200 9644	CENTRAL CLASS OF 2014 (CLOSED)							
	42.82	0.00	0.00	0.00	42.82	0.00	0.00	0.00
200 9645	CENTRAL CLASS OF 2015 (SENIOR)							
	4,382.42	0.00	139.62	1,235.00	3,577.10	944.94	0.00	944.94
200 9646	CENTRAL CLASS OF 2016 (JUNIOR)							
	607.66	0.00	21,660.82	620.00-	16,232.70	6,035.78	49.00	5,986.78
200 9647	CENTRAL CLASS OF 2017 (SOPHOMORE)							
	2,318.73	0.00	2,003.50	0.00	0.00	4,322.23	3,000.00	1,322.23
200 9648	CENTRAL CLASS OF 2018 (FRESHMEN)							
	0.00	0.00	5,631.50	0.00	3,522.01	2,109.49	0.00	2,109.49
200 9660	CENTRAL DRUG FREE CLUB							
	0.00	330.00	2,140.25	1,177.50	1,177.50	962.75	0.00	962.75
200 9679	NORTH HIGH YEARBOOK							
	8,724.52	45.00	5,355.01	0.00	6,375.67	7,703.86	0.00	7,703.86
200 9680	CENTRAL HIGH YEARBOOK							
	4,335.06	105.00-	105.00-	0.00	0.00	4,230.06	0.00	4,230.06

Fund #	Fund Description	FYTD	MTD	FYTD	Current	Current+Future	Remaining	Bank	
Begin	Balance	Receipts	Expenditures	Expenditures	Fund Balance	Encumbrances	Fund Balance	Code	
		MTD Receipts							
200 9681	RIDGEVIEW YEARBOOK	1,321.71	1,415.00	2,096.00	0.00	2,052.95	1,364.76	0.00	1,364.76
200 9683	LAKEVIEW YEARBOOK	7,150.74	0.00	35.00-	0.00	5,701.68	1,414.06	0.00	1,414.06
200 9691	CENTRAL INSIGHTS NEWSPAPER	658.63	0.00	0.00	0.00	0.00	658.63	0.00	658.63
200 9901	NORTH ART CLUB	996.72	1,350.00	2,415.00	109.89	1,019.30	2,392.42	550.00	1,842.42
200 9903	NORTH FRENCH CLUB	311.45	0.00	0.00	0.00	0.00	311.45	0.00	311.45
200 9904	NORTH GERMAN CLUB	393.93	0.00	0.00	0.00	0.00	393.93	0.00	393.93
200 9905	NORTH SPANISH CLUB	252.30	0.00	0.00	0.00	0.00	252.30	0.00	252.30
200 9906	NORTH NATIONAL HONOR SOCIETY	3,319.56	0.00	2,776.36	1,150.13	4,287.23	1,808.69	360.00	1,448.69
200 9907	NORTH FCCLA (FAMILY CAREER COMMUNITY LEAD)	368.94	0.00	0.00	0.00	0.00	368.94	0.00	368.94
200 9908	NORTH INDUSTRIAL TECH CLUB	75.00	0.00	0.00	0.00	0.00	75.00	0.00	75.00
200 9909	NORTH & CENTRAL SKI CLUB	5,244.09	0.00	23,612.45	0.00	24,224.79	4,631.75	0.00	4,631.75
200 9910	NORTH STUDENT COUNCIL	5,162.08	2,000.00	9,942.00	0.00	12,129.34	2,974.74	2,475.00	499.74
200 9911	NORTH SADD	16.03	0.00	0.00	0.00	0.00	16.03	0.00	16.03
200 9912	NORTH PEER MEDIATION	12.31	0.00	0.00	0.00	0.00	12.31	0.00	12.31
200 9913	NORTH STAR NEWSPAPER	1,107.17	750.00	1,310.00	0.00	1,862.30	554.87	0.00	554.87
200 9914	NORTH SCHOOL STORE	8,932.06	360.55	4,029.54	461.42	5,087.88	7,873.72	0.00	7,873.72

Fund #	Fund Description	FYTD	MTD	FYTD	Current	Current+Future	Remaining	Bank	
Begin	Balance	Receipts	Expenditures	Expenditures	Fund Balance	Encumbrances	Fund Balance	Code	
200 9915	NORTH SCIENCE OLYMPIAD	1,521.50	0.00	0.00	0.00	1,521.50	0.00	1,521.50	
200 9928	JVS MULTI-MEDIA	1,450.28	0.00	775.00	106.20	1,636.20	589.08	0.00	589.08
200 9935	NORTH CLASS OF 2014 (CLOSED)	5,110.77	0.00	0.00	0.00	5,110.77	0.00	0.00	0.00
200 9936	NORTH CLASS OF 2015 (SENIOR)	7,539.33-	110.00	9,297.55	377.31	993.31	764.91	0.00	764.91
200 9937	NORTH CLASS OF 2016 (JUNIOR)	357.05-	0.00	43,060.00	3,291.91	38,441.30	4,261.65	0.00	4,261.65
200 9938	NORTH CLASS OF 2017 (SOPHOMORE)	219.25	0.00	0.00	0.00	0.00	219.25	0.00	219.25
200 9960	NORTH DRUG FREE CLUB	0.00	10.00	2,706.00	0.00	0.00	2,706.00	1,177.50	1,528.50
200 9982	NORTH LITERARY MAGAZINE	632.85	0.00	0.00	0.00	0.00	632.85	0.00	632.85
TOTAL FOR Fund 200 - STUDENT MANAGED ACTIVITY:									
		130,229.16	20,175.85	198,710.81	14,171.55	195,611.11	133,328.86	19,671.56	113,657.30
300 9100	CENTRAL HIGH SCHOOL PARKING	17,334.95	27.50	4,290.00	351.85	351.85	21,273.10	0.00	21,273.10
300 9113	CENTRAL HIGH SCHOOL THEATRE	10,587.77	11,710.59	19,987.30	7,792.68	25,035.88	5,539.19	2,569.13	2,970.06
300 9114	NORTH HIGH SCHOOL THEATRE	49,518.90	0.00	50,500.67	7,919.13	58,321.49	41,698.08	1,800.00	39,898.08
300 9200	NORTH HIGH SCHOOL PARKING	24,860.31	0.00	9,018.25	0.00	351.43	33,527.13	23,050.00	10,477.13
300 9501	CENTRAL/RIDGEVIEW ATHLETICS	129,978.66	4,701.00	194,097.86	19,416.33	243,914.37	80,162.15	16,166.34	63,995.81
300 9503	NORTH/LAKEVIEW ATHLETICS	236,689.73	8,989.75	247,367.43	15,472.19	238,995.46	245,061.70	76,713.52	168,348.18
300 9504	PHSC CAMP/FUNDRAISER VOLLEYBALL ATHLETIC FUND	0.00	0.00	2,451.00	0.00	1,843.68	607.32	0.00	607.32

Fund #	Fund Description	FYTD	MTD	FYTD	Current	Current+Future	Remaining	Bank	
Begin Balance	MTD Receipts	Receipts	Expenditures	Expenditures	Fund Balance	Encumbrances	Fund Balance	Code	
300 9514	PHSC CAMP/FUNDRAISER BOYS BKB ATHLETIC FUND	0.00	0.00	250.00	0.00	250.00	0.00	250.00	
300 9516	PHSC CAMP/FUNDRAISER GIRLS BKB ATHLETIC FUND	0.00	0.00	250.00	0.00	250.00	0.00	250.00	
300 9534	PHSN CAMP/FUNDRAISER VOLLEYBALL ATHLETIC FUND	0.00	600.00	600.00	0.00	600.00	0.00	600.00	
300 9543	PHSN CAMP/FUNDRAISER BOYS BKB ATHLETIC FUND	0.00	1,140.00	1,390.00	0.00	1,390.00	2,012.50	622.50-	
300 9545	PHSN CAMP/FUNDRAISER GIRLS BKB ATHLETIC FUND	0.00	0.00	250.00	0.00	250.00	0.00	250.00	
300 9547	PHSN CAMP/FUNDRAISER BASEBALL ATHLETIC FUND	0.00	0.00	2,650.00	0.00	2,649.50	0.50	0.50	
300 9549	PHSN CAMP/FUNDRAISER SOFTBALL ATHLETIC FUND	0.00	0.00	2,886.25	0.00	2,886.25	0.00	2,886.25	
TOTAL FOR Fund 300 - DISTRICT MANAGED ACTIVITY:									
468,970.32	27,168.84	535,988.76	50,952.18	571,463.66	433,495.42	122,311.49	311,183.93		
451 9015	FY15 DATA LINE CONNECTIVITY	0.00	0.00	25,200.00	0.00	25,200.00	0.00	0.00	
TOTAL FOR Fund 451 - DATA COMMUNICATION FUND:									
0.00	0.00	25,200.00	0.00	25,200.00	0.00	0.00	0.00		
460 9001	FY01 SUMMER SCHOOL SUBSIDY	1,552.36	0.00	0.00	0.00	1,552.36	0.00	1,552.36	
TOTAL FOR Fund 460 - SUMMER INTERVENTION:									
1,552.36	0.00	0.00	0.00	0.00	1,552.36	0.00	1,552.36		
463 9000	PICKERINGTON COMMUNITY SCHOOL	193,821.16	255,823.32	410,521.26	45,818.06	478,203.20	126,139.22	44,977.00	81,162.22
TOTAL FOR Fund 463 - ALTERNATIVE SCHOOLS:									
193,821.16	255,823.32	410,521.26	45,818.06	478,203.20	126,139.22	44,977.00	81,162.22		
466 9014	STRAIGHT A GRANT PATHWAYS TO PROSPERITY	165,603.45-	0.00	732,164.73	0.00	590,222.46	23,661.18-	0.00	23,661.18-
466 9115	STRAIGHT A GRANT PROJECT FAST FORWARD	0.00	29,288.83	348,770.47	54,000.00	290,103.34	58,667.13	12,500.00	46,167.13

Fund #	Fund Description	FYTD	MTD	FYTD	Current	Current+Future	Remaining	Bank
Begin	Balance	Receipts	Expenditures	Expenditures	Fund Balance	Encumbrances	Fund Balance	Code
466	9315 STRAIGHT A GRANT THE MATH MATTERS							
	0.00	13,553.83	629,944.82	615.60	630,560.42	615.60-	0.00	615.60-
	TOTAL FOR Fund 466 - STRAIGHT A FUND:							
	165,603.45-	42,842.66	1,710,880.02	54,615.60	1,510,886.22	34,390.35	12,500.00	21,890.35
499	9015 FY15 PSYCH INTERN AWARD							
	0.00	0.00	41,561.92	5,446.80	47,008.72	5,446.80-	0.00	5,446.80-
499	9113 FY14 PSYCH INTERN GRANT							
	0.00	0.00	12,488.44	0.00	12,488.44	0.00	0.00	0.00
	TOTAL FOR Fund 499 - MISCELLANEOUS STATE GRANT FUN							
	0.00	0.00	54,050.36	5,446.80	59,497.16	5,446.80-	0.00	5,446.80-
506	9014 FY14 RACE TO THE TOP							
	1,721.43	0.00	1,008.87	0.00	2,730.30	0.00	0.00	0.00
506	9015 FY15 RACE TO THE TOP							
	0.00	0.00	0.00	0.00	0.00	0.00	29,306.79	29,306.79-
506	9150 BWC REBATE							
	0.00	0.00	0.00	0.00	247.49-	247.49	247.49	0.00
506	9814 FY14 Rttt-RESIDENT EDUCATOR PROGRAM							
	0.00	0.00	6,300.00	0.00	6,300.00	0.00	0.00	0.00
506	9914 FY14 Rttt MINI-GRANT							
	0.00	0.00	18,000.00	0.00	18,000.00	0.00	0.00	0.00
506	9915 FY15 Rttt MINI-GRANT							
	0.00	0.00	0.00	0.00	20,887.30	20,887.30-	11,995.50	32,882.80-
	TOTAL FOR Fund 506 - RACE TO THE TOP:							
	1,721.43	0.00	25,308.87	0.00	47,670.11	20,639.81-	41,549.78	62,189.59-
516	9014 FY14 IDEA PART B							
	92,383.46	0.00	112,545.57	0.00	204,929.03	0.00	0.00	0.00
516	9015 FY15 IDEA PART B							
	0.00	0.00	1,056,776.40	117,795.51	1,151,609.98	94,833.58-	76,449.69	171,283.27-
	TOTAL FOR Fund 516 - IDEA PART B GRANTS:							
	92,383.46	0.00	1,169,321.97	117,795.51	1,356,539.01	94,833.58-	76,449.69	171,283.27-
551	9014 FY14 TITLE III LEP							
	4,364.00	0.00	4,127.75	0.00	8,491.75	0.00	0.00	0.00

Fund #	Fund Description	FYTD	MTD	FYTD	Current	Current+Future	Remaining	Bank	
Begin	Balance	Receipts	Expenditures	Expenditures	Fund Balance	Encumbrances	Fund Balance	Code	
		MTD Receipts							
551 9015	FY15 TITLE III LEP	0.00	40,939.06	2,522.54	49,254.02	8,314.96-	6,116.60	14,431.56-	
551 9914	FY14 TITLE III IMMIGRANT	197.84	132.16	0.00	330.00	0.00	0.00	0.00	
551 9915	FY15 TITLE III IMMIGRANT	0.00	1,495.59	390.00	3,185.12	1,689.53-	2,200.00	3,889.53-	
TOTAL FOR Fund 551 - LIMITED ENGLISH PROFICIENCY:		4,561.84	46,694.56	2,912.54	61,260.89	10,004.49-	8,316.60	18,321.09-	
572 9014	FY14 TITLE I	76,512.39	76,431.25	0.00	152,943.64	0.00	0.00	0.00	
572 9015	FY15 TITLE I	0.00	559,221.52	69,859.08	624,258.75	65,037.23-	0.00	65,037.23-	
TOTAL FOR Fund 572 - TITLE I DISADVANTAGED CHILDRE		76,512.39	635,652.77	69,859.08	777,202.39	65,037.23-	0.00	65,037.23-	
587 9015	FY15 ECSE IDEA	0.00	15,316.59	0.00	15,316.59	0.00	0.00	0.00	
TOTAL FOR Fund 587 - IDEA PRESCHOOL-HANDICAPPED:		0.00	15,316.59	0.00	15,316.59	0.00	0.00	0.00	
590 9014	FY14 TITLE IIA	31,975.50	4,805.89	0.00	36,781.39	0.00	0.00	0.00	
590 9015	FY15 TITLE IIA	0.00	26,644.00	21,388.82	48,235.32	21,591.32-	6,790.00	28,381.32-	
TOTAL FOR Fund 590 - IMPROVING TEACHER QUALITY:		31,975.50	31,449.89	21,388.82	85,016.71	21,591.32-	6,790.00	28,381.32-	
GRAND TOTALS:		51,667,654.59	7,100,209.96	174,023,152.93	10,380,081.38	162,064,178.76	63,626,628.76	6,366,432.17	57,260,196.59

May 29, 2015

Money Market Accounts												GRAND TOTAL
Huntington - 1111	Huntington - 1108	HNB-FUND 024-3115	HNB MMAX - 6365	StarOhio -357	Total Money Market Investments	HNB Brokered	HNB Brokered	HNB Brokered	USBank/ RedTree	Total Term Security Investments		
Interest Rate	0.060%	0.060%	0.060%	0.150%	0.060%		0.300%	0.560%	0.660%	1.800%		BY FUND
Invest#							#2343	#2344	#2383	#2414		
Investment Term	2415	2416	2417	2418	2419		June-2015	June-2016	June-2016	11/05/13 ??????		
001-xxxx	\$4,565,838.88		\$0.00	\$4,135,503.21	\$6,719,990.23	\$15,421,332.32				\$12,818,284.82	\$12,818,284.82	\$28,239,617.14
002-9001	\$4,533,578.57			\$4,271,078.42	\$0.00	\$8,804,656.99	\$2,000,000.00	\$1,000,000.00	\$2,000,000.00		\$5,000,000.00	\$13,804,656.99
002-9002	\$114,396.15			\$54,940.21	\$0.00	\$169,336.36					\$0.00	\$169,336.36
003-0000	\$2,147,111.58					\$2,147,111.58					\$0.00	\$2,147,111.58
003-9002						\$0.00					\$0.00	\$0.00
003-9013	\$405,057.56					\$405,057.56					\$0.00	\$405,057.56
003-9198	\$3,413.00					\$3,413.00					\$0.00	\$3,413.00
003-9200	\$922,206.63					\$922,206.63					\$0.00	\$922,206.63
004-9001						\$0.00					\$0.00	\$0.00
004-9009	\$0.00	\$99,229.48				\$99,229.48					\$0.00	\$99,229.48
004-9012	\$0.00	\$7,994.04				\$7,994.04					\$0.00	\$7,994.04
004-9013	\$0.00	\$13,972.03				\$13,972.03					\$0.00	\$13,972.03
004-9200		\$188,644.44				\$188,644.44					\$0.00	\$188,644.44
006-0000	\$1,754,907.87				\$0.00	\$1,754,907.87					\$0.00	\$1,754,907.87
007	\$0.00					\$0.00					\$0.00	\$0.00
009	\$0.00					\$0.00					\$0.00	\$0.00
010-9009	\$0.00	\$626,699.27				\$626,699.27					\$0.00	\$626,699.27
018					\$0.00	\$0.00					\$0.00	\$0.00
019						\$0.00					\$0.00	\$0.00
022						\$0.00					\$0.00	\$0.00
024-9000	\$0.00		\$189,918.25			\$189,918.25					\$0.00	\$189,918.25
024-9015	\$0.00		\$4,104,582.62			\$4,104,582.62					\$0.00	\$4,104,582.62
034-9003	\$3,035,388.28				\$0.00	\$3,035,388.28					\$0.00	\$3,035,388.28
034-9098	\$0.00				\$191,316.90	\$191,316.90					\$0.00	\$191,316.90
035-9000	\$0.00			\$3,576,148.95		\$3,576,148.95					\$0.00	\$3,576,148.95
200						\$0.00					\$0.00	\$0.00
300						\$0.00					\$0.00	\$0.00
432-0000	\$0.00					\$0.00					\$0.00	\$0.00
451-9015					\$0.00	\$0.00					\$0.00	\$0.00
460						\$0.00					\$0.00	\$0.00
463						\$0.00					\$0.00	\$0.00
466						\$0.00					\$0.00	\$0.00
499					\$0.00	\$0.00					\$0.00	\$0.00
506					\$0.00	\$0.00					\$0.00	\$0.00
516					\$0.00	\$0.00					\$0.00	\$0.00
551					\$0.00	\$0.00					\$0.00	\$0.00
572					\$0.00	\$0.00					\$0.00	\$0.00
587						\$0.00					\$0.00	\$0.00
590					\$0.00	\$0.00					\$0.00	\$0.00
599					\$0.00	\$0.00					\$0.00	\$0.00
ACCOUNT TOTAL	\$17,481,898.52	\$936,539.26	\$4,294,500.87	\$12,037,670.79	\$6,911,307.13	\$41,661,916.57	\$2,000,000.00	\$1,000,000.00	\$2,000,000.00	\$12,818,284.82	\$17,818,284.82	\$59,480,201.39

INVEST NO	ITEM NO	STS	ISSUE DATE	MATURITY DATE	DESCRIPTION	FUND NO	VENDOR NO	CANCEL DATE	INTEREST RATE	INVESTED AMOUNT
002414	01	00	05/29/2015	06/30/2015	USBank/Redtree-0977	001 0000	999911		2.0000 %	12,818,284.82
002415	01	00	05/29/2015	06/30/2015	HNB MM-1111	001 0000	999911		0.0600 %	4,565,838.88
002418	01	00	05/29/2015	06/30/2015	HNB MMAX-6365	001 0000	999911		0.2000 %	4,135,503.21
002419	01	00	05/29/2015	06/30/2015	STAROHIO-357	001 0000	999911		0.0600 %	6,719,990.23
* FUND TOTAL *										28,239,617.14
002343	01	00	06/03/2014	06/11/2015	HNB BROKERED CDs(2015)	002 9001	999911		0.3000 %	2,000,000.00
002344	01	00	06/03/2014	06/13/2016	HNB BROKERED CDs(2016)	002 9001	999911		0.5600 %	1,000,000.00
002383	01	00	12/10/2014	06/30/2016	HNB BROKERED CDs (2016)	002 9001	999911		0.6600 %	2,000,000.00
002415	02	00	05/29/2015	06/30/2015	HNB MM-1111	002 9001	999911		0.0600 %	4,533,578.57
002418	02	00	05/29/2015	06/30/2015	HNB MMAX-6365	002 9001	999911		0.2000 %	4,271,078.42
* FUND TOTAL *										13,804,656.99
002415	03	00	05/29/2015	06/30/2015	HNB MM-1111	002 9002	999911		0.0600 %	114,396.15
002418	03	00	05/29/2015	06/30/2015	HNB MMAX-6365	002 9002	999911		0.2000 %	54,940.21
* FUND TOTAL *										169,336.36
002415	04	00	05/29/2015	06/30/2015	HNB MM-1111	003 0000	999911		0.0600 %	2,147,111.58
* FUND TOTAL *										2,147,111.58
002415	05	00	05/29/2015	06/30/2015	HNB MM-1111	003 9013	999911		0.0600 %	405,057.56
* FUND TOTAL *										405,057.56
002415	06	00	05/29/2015	06/30/2015	HNB MM-1111	003 9198	999911		0.0600 %	3,413.00
* FUND TOTAL *										3,413.00
002415	07	00	05/29/2015	06/30/2015	HNB MM-1111	003 9200	999911		0.0600 %	922,206.63

STATUS (STS) CODE: 00-ACTIVE 01-MATURED 02-CANCELLED

INVEST NO	ITEM NO	STS	ISSUE DATE	MATURITY DATE	DESCRIPTION	FUND NO	VENDOR NO	CANCEL DATE	INTEREST RATE	INVESTED AMOUNT
* FUND TOTAL *									922,206.63	
002416	01	00	05/29/2015	06/30/2015	HNB MM-1108	004 9009	999911		0.0600 %	99,229.48
* FUND TOTAL *									99,229.48	
002416	02	00	05/29/2015	06/30/2015	HNB MM-1108	004 9012	999911		0.0600 %	7,994.04
* FUND TOTAL *									7,994.04	
002416	03	00	05/29/2015	06/30/2015	HNB MM-1108	004 9013	999911		0.0600 %	13,972.03
* FUND TOTAL *									13,972.03	
002416	04	00	05/29/2015	06/30/2015	HNB MM-1108	004 9200	999911		0.0600 %	188,644.44
* FUND TOTAL *									188,644.44	
002415	08	00	05/29/2015	06/30/2015	HNB MM-1111	006 0000	999911		0.0600 %	1,754,907.87
* FUND TOTAL *									1,754,907.87	
002416	05	00	05/29/2015	06/30/2015	HNB MM-1108	010 9009	999911		0.0600 %	626,699.27
* FUND TOTAL *									626,699.27	
002417	01	00	05/29/2015	06/30/2015	HNB INSURE-3115	024 9000	999911		0.0600 %	189,918.25
* FUND TOTAL *									189,918.25	
002417	02	00	05/29/2015	06/30/2015	HNB INSURE-3115	024 9015	999911		0.0600 %	4,104,582.62
* FUND TOTAL *									4,104,582.62	
002415	09	00	05/29/2015	06/30/2015	HNB MM-1111	034 9003	999911		0.0600 %	3,035,388.28

STATUS (STS) CODE: 00-ACTIVE 01-MATURED 02-CANCELLED

INVEST NO	ITEM NO	STS	ISSUE DATE	MATURITY DATE	DESCRIPTION	FUND NO	VENDOR NO	CANCEL DATE	INTEREST RATE	INVESTED AMOUNT
									* FUND TOTAL *	3,035,388.28
002419	02	00	05/29/2015	06/30/2015	STAROHIO-357	034 9098	999911		0.0600 %	191,316.90
									* FUND TOTAL *	191,316.90
002418	04	00	05/29/2015	06/30/2015	HNB MMAX-6365	035 9000	999911		0.2000 %	3,576,148.95
									* FUND TOTAL *	3,576,148.95
									*** TOTAL INVESTMENTS ***	59,480,201.39

STATUS (STS) CODE: 00-ACTIVE 01-MATURED 02-CANCELLED

0.06% HNB	\$22,712,938.65
0.20% MMAX	\$12,037,670.79
0.06% StarOhio	\$ 6,911,307.13
Notes	\$17,818,284.82
TOTAL	\$59,480,201.39

Pickerington Local Schools
 Budget Account Summary
 SORTED BY FUND/OBJ 1DIG
 GENERAL FUND BUDGET SUMMARY BY OBJECT

FYTD Appropriated	Prior FY Carryover Encumbrances	FYTD Expendable	FYTD Actual Expenditures	MTD Actual Expenditures	Current + Future Encumbrances	FYTD Remaining Balance	FYTD Percent Exp/Enc
FUND: 001 (GENERAL)							
*****TOTAL FOR OBJ 1DIG 100 (PERSONAL SERVICES - SALARIES):							
56,411,667.00	0.00	56,411,667.00	51,118,991.38	4,718,976.27	0.00	5,292,675.62	90.62
=====							
*****TOTAL FOR OBJ 1DIG 200 (EMPLOYEES RETIRE. & INSUR. BEN):							
21,426,481.13	98.41	21,426,579.54	18,886,125.27	1,718,130.33	424,134.11	2,116,320.16	90.12
=====							
*****TOTAL FOR OBJ 1DIG 400 (PURCHASED SERVICES):							
16,955,612.85	1,576,310.33	18,531,923.18	16,527,229.74	1,570,834.47	2,364,078.46	359,385.02-	101.94
=====							
*****TOTAL FOR OBJ 1DIG 500 (SUPPLIES AND MATERIALS):							
3,275,052.00	520,113.78	3,795,165.78	2,927,878.32	165,966.25	472,961.56	394,325.90	89.61
=====							
*****TOTAL FOR OBJ 1DIG 600 (CAPITAL OUTLAY):							
1,103,565.89	312,181.95	1,415,747.84	1,069,324.89	32,504.59	457,262.73	110,839.78-	107.83
=====							
*****TOTAL FOR OBJ 1DIG 800 (MISCELLANEOUS OBJECTS):							
1,610,446.13	0.00	1,610,446.13	1,556,305.97	44,212.00	9,325.36	44,814.80	97.22
=====							
*****TOTAL FOR OBJ 1DIG 900 (OTHER USES OF FUNDS):							
3,500,000.00	0.00	3,500,000.00	3,500,000.00	0.00	0.00	0.00	100.00
=====							
*****TOTAL FOR FUND 001 (GENERAL):							
104,282,825.00	2,408,704.47	106,691,529.47	95,585,855.57	8,250,623.91	3,727,762.22	7,377,911.68	93.08
=====							
*****GRAND TOTALS:							
104,282,825.00	2,408,704.47	106,691,529.47	95,585,855.57	8,250,623.91	3,727,762.22	7,377,911.68	93.08
=====							

SORTED BY FUND
 ALL FUNDS BUDGET SUMMARY BY FUND

FYTD Appropriated	Prior FY Carryover Encumbrances	FYTD Expendable	FYTD Actual Expenditures	MTD Actual Expenditures	Current + Future Encumbrances	FYTD Remaining Balance	FYTD Percent Exp/Enc
*****TOTAL FOR FUND 001 (GENERAL):							
104,282,825.00	2,408,704.47	106,691,529.47	95,585,855.57	8,250,623.91	3,727,762.22	7,377,911.68	93.08
=====							
*****TOTAL FOR FUND 002 (BOND RETIREMENT):							
44,851,464.85	0.00	44,851,464.85	42,717,075.35	1,509.98	0.00	2,134,389.50	95.24
=====							
*****TOTAL FOR FUND 003 (PERMANENT IMPROVEMENT):							
2,272,028.96	549,324.79	2,821,353.75	1,279,954.78	13,292.52	1,198,700.23	342,698.74	87.85
=====							
*****TOTAL FOR FUND 004 (BUILDING):							
396,097.00	563,143.50	959,240.50	461,021.20	1,840.00-	199,829.40	298,389.90	68.89
=====							
*****TOTAL FOR FUND 006 (FOOD SERVICE):							
3,810,000.00	113,192.02	3,923,192.02	3,764,769.83	356,643.06	299,078.07	140,655.88-	103.59
=====							
*****TOTAL FOR FUND 007 (SPECIAL TRUST):							
38,857.30	1,649.60	40,506.90	25,130.20	148.95	6,193.36	9,183.34	77.33
=====							
*****TOTAL FOR FUND 009 (UNIFORM SCHOOL SUPPLIES):							
558,156.75	88,374.42	646,531.17	620,609.54	14,495.53	114,034.02	88,112.39-	113.63
=====							
*****TOTAL FOR FUND 010 (CLASSROOM FACILITIES):							
291,500.23	444,256.56	735,756.79	655,699.84	0.00	0.00	80,056.95	89.12
=====							
*****TOTAL FOR FUND 018 (PUBLIC SCHOOL SUPPORT):							
314,196.64	74,440.99	388,637.63	120,164.91	37,042.73-	149,283.15	119,189.57	69.33
=====							
*****TOTAL FOR FUND 019 (OTHER GRANT):							
986,854.48	37,605.54	1,024,460.02	986,920.80	79,924.87	50,358.10	12,818.88-	101.25
=====							

SORTED BY FUND
 ALL FUNDS BUDGET SUMMARY BY FUND

FYTD Appropriated	Prior FY Carryover Encumbrances	FYTD Expendable	FYTD Actual Expenditures	MTD Actual Expenditures	Current + Future Encumbrances	FYTD Remaining Balance	FYTD Percent Exp/Enc
*****TOTAL FOR FUND 022 (DISTRICT AGENCY):							
130,000.00	0.00	130,000.00	132,777.91	24,743.84	250.00	3,027.91-	102.33
=====							
*****TOTAL FOR FUND 024 (EMPLOYEE BENEFITS SELF INS.):							
10,025,000.00	0.00	10,025,000.00	9,507,017.34	1,161,866.97	0.00	517,982.66	94.83
=====							
*****TOTAL FOR FUND 034 (CLASSROOM FACILITIES MAINT.):							
952,319.46	248,531.58	1,200,851.04	975,206.54	132,056.17	273,527.50	47,883.00-	103.99
=====							
*****TOTAL FOR FUND 035 (TERMINATION BENEFITS - HB426):							
600,000.00	0.00	600,000.00	48,107.90	698.17	0.00	551,892.10	8.02
=====							
*****TOTAL FOR FUND 200 (STUDENT MANAGED ACTIVITY):							
284,410.32	9,367.13	293,777.45	195,611.11	14,171.55	19,671.56	78,494.78	73.28
=====							
*****TOTAL FOR FUND 300 (DISTRICT MANAGED ACTIVITY):							
583,896.05	45,098.67	628,994.72	571,463.66	50,952.18	122,311.49	64,780.43-	110.30
=====							
*****TOTAL FOR FUND 416 (TEACHER DEVELOPMENT):							
0.00	0.00	0.00	0.00	0.00	0.00	0.00	0.00
=====							
*****TOTAL FOR FUND 432 (MANAGEMENT INFORMATION SYSTEM):							
0.00	0.00	0.00	0.00	0.00	0.00	0.00	0.00
=====							
*****TOTAL FOR FUND 440 (ENTRY YEAR PROGRAMS):							
0.00	0.00	0.00	0.00	0.00	0.00	0.00	0.00
=====							
*****TOTAL FOR FUND 451 (DATA COMMUNICATION FUND):							
25,200.00	0.00	25,200.00	25,200.00	0.00	0.00	0.00	100.00
=====							

SORTED BY FUND
 ALL FUNDS BUDGET SUMMARY BY FUND

FYTD Appropriated	Prior FY Carryover Encumbrances	FYTD Expendable	FYTD Actual Expenditures	MTD Actual Expenditures	Current + Future Encumbrances	FYTD Remaining Balance	FYTD Percent Exp/Enc
*****TOTAL FOR FUND 452 (SCHOOLNET PROFESS. DEVELOPMENT):							
0.00	0.00	0.00	0.00	0.00	0.00	0.00	0.00
=====							
*****TOTAL FOR FUND 459 (OHIO READS):							
0.00	0.00	0.00	0.00	0.00	0.00	0.00	0.00
=====							
*****TOTAL FOR FUND 463 (ALTERNATIVE SCHOOLS):							
500,000.00	44,977.00	544,977.00	478,203.20	45,818.06	44,977.00	21,796.80	96.00
=====							
*****TOTAL FOR FUND 466 (STRAIGHT A FUND):							
1,922,051.26	595,889.82	2,517,941.08	1,510,886.22	54,615.60	12,500.00	994,554.86	60.50
=====							
*****TOTAL FOR FUND 499 (MISCELLANEOUS STATE GRANT FUND):							
66,484.68	0.00	66,484.68	59,497.16	5,446.80	0.00	6,987.52	89.49
=====							
*****TOTAL FOR FUND 504:							
0.00	0.00	0.00	0.00	0.00	0.00	0.00	0.00
=====							
*****TOTAL FOR FUND 506 (RACE TO THE TOP):							
71,219.89	18,000.00	89,219.89	47,670.11	0.00	41,549.78	0.00	100.00
=====							
*****TOTAL FOR FUND 512 (IMPACT AID/SAFA MAINT/OPER AST):							
0.00	0.00	0.00	0.00	0.00	0.00	0.00	0.00
=====							
*****TOTAL FOR FUND 516 (IDEA PART B GRANTS):							
1,565,265.91	16,594.45	1,581,860.36	1,356,539.01	117,795.51	76,449.69	148,871.66	90.59
=====							
*****TOTAL FOR FUND 532:							
0.00	0.00	0.00	0.00	0.00	0.00	0.00	0.00
=====							

SORTED BY FUND
 ALL FUNDS BUDGET SUMMARY BY FUND

FYTD Appropriated	Prior FY Carryover Encumbrances	FYTD Expendable	FYTD Actual Expenditures	MTD Actual Expenditures	Current + Future Encumbrances	FYTD Remaining Balance	FYTD Percent Exp/Enc
*****TOTAL FOR FUND 533 (TITLE II D - TECHNOLOGY):							
0.00	0.00	0.00	0.00	0.00	0.00	0.00	0.00
=====							
*****TOTAL FOR FUND 551 (LIMITED ENGLISH PROFICIENCY):							
91,218.31	3,019.25	94,237.56	61,260.89	2,912.54	8,316.60	24,660.07	73.83
=====							
*****TOTAL FOR FUND 571 (REFUGEE CHILDREN SCHOOL IMPACT):							
0.00	0.00	0.00	0.00	0.00	0.00	0.00	0.00
=====							
*****TOTAL FOR FUND 572 (TITLE I DISADVANTAGED CHILDREN):							
1,073,152.18	8,440.19	1,081,592.37	777,202.39	69,859.08	0.00	304,389.98	71.86
=====							
*****TOTAL FOR FUND 573 (TITLE V INNOVATIVE EDUC PGM):							
0.00	0.00	0.00	0.00	0.00	0.00	0.00	0.00
=====							
*****TOTAL FOR FUND 584 (DRUG FREE SCHOOL GRANT FUND):							
0.00	0.00	0.00	0.00	0.00	0.00	0.00	0.00
=====							
*****TOTAL FOR FUND 587 (IDEA PRESCHOOL-HANDICAPPED):							
15,316.59	0.00	15,316.59	15,316.59	0.00	0.00	0.00	100.00
=====							
*****TOTAL FOR FUND 590 (IMPROVING TEACHER QUALITY):							
125,707.22	31,324.18	157,031.40	85,016.71	21,388.82	6,790.00	65,224.69	58.46
=====							
*****TOTAL FOR FUND 599 (MISCELLANEOUS FED. GRANT FUND):							
0.00	0.00	0.00	0.00	0.00	0.00	0.00	0.00
=====							
*****GRAND TOTALS:							
175,833,223.08	5,301,934.16	181,135,157.24	162,064,178.76	10,380,081.38	6,351,582.17	12,719,396.31	92.98
=====							

Forecast Compare - Variance Graphs

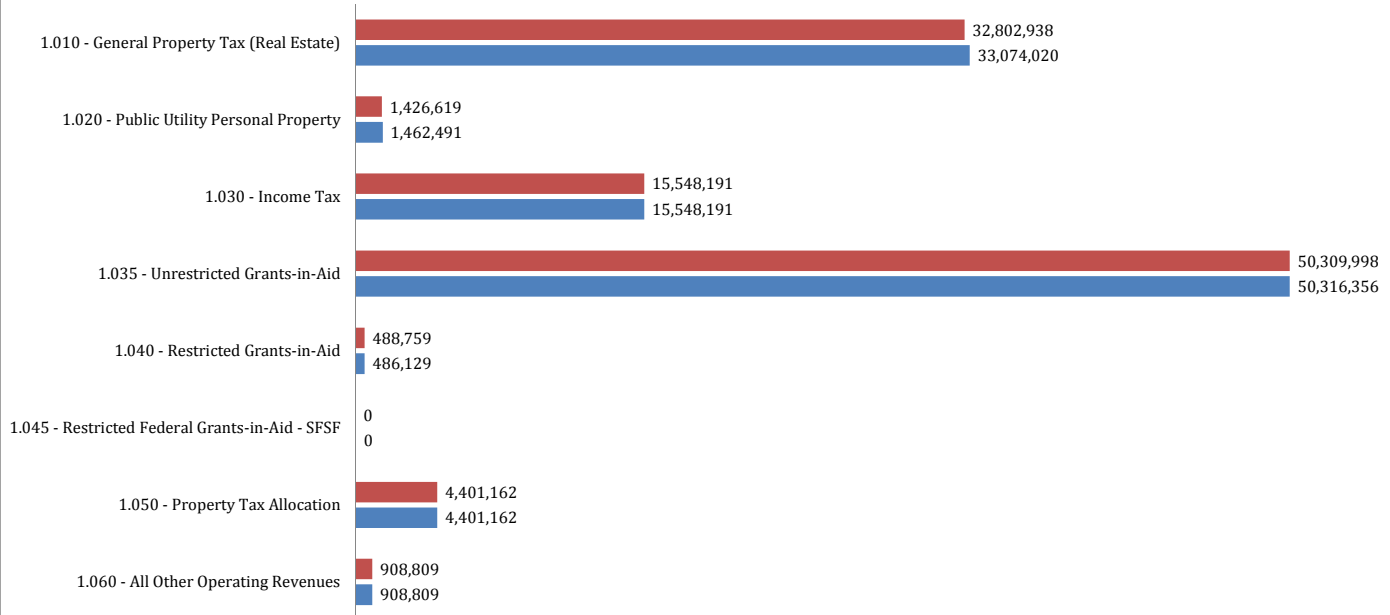
For Fiscal Year: 2015

Pickerington Local School District

Freeze 5-Year
for Comparison

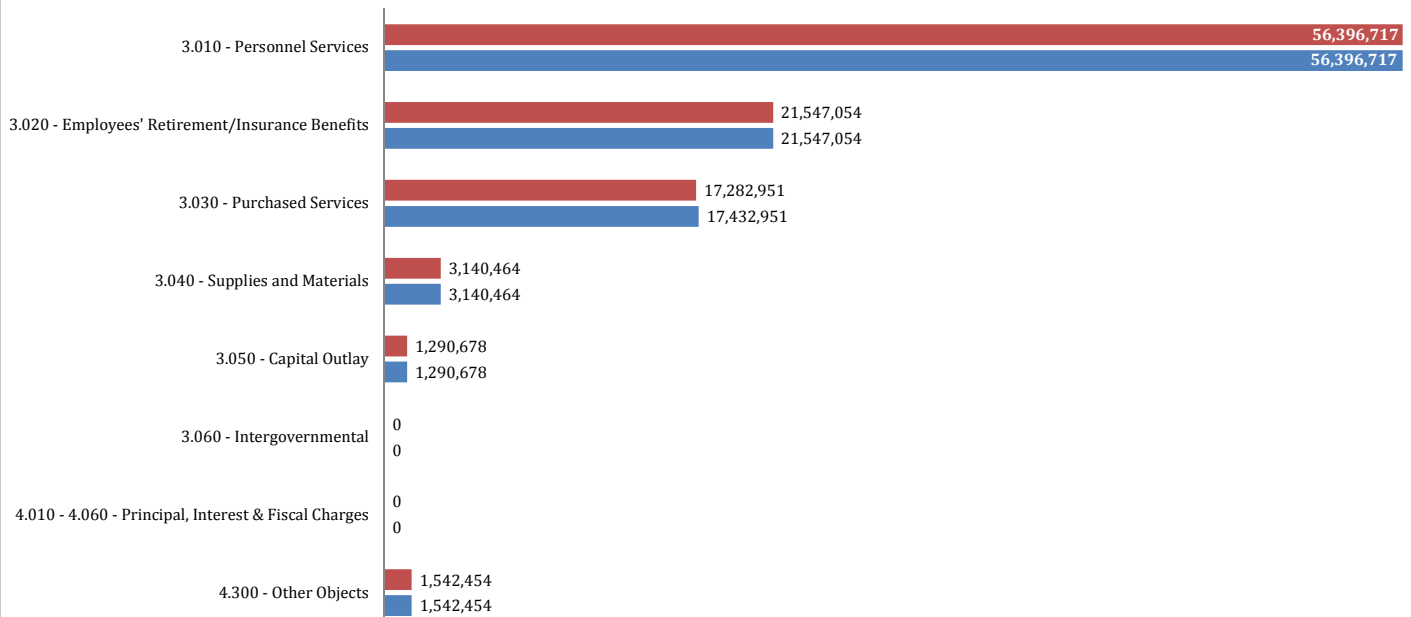
**Current Fiscal Year Revenue Comparison
Previous Forecast to Current Forecast**

6/3/2015 6/4/2015



**Current Fiscal Year Expenditure Comparison
Previous Forecast vs. Current Forecast**

6/3/2015 6/4/2015

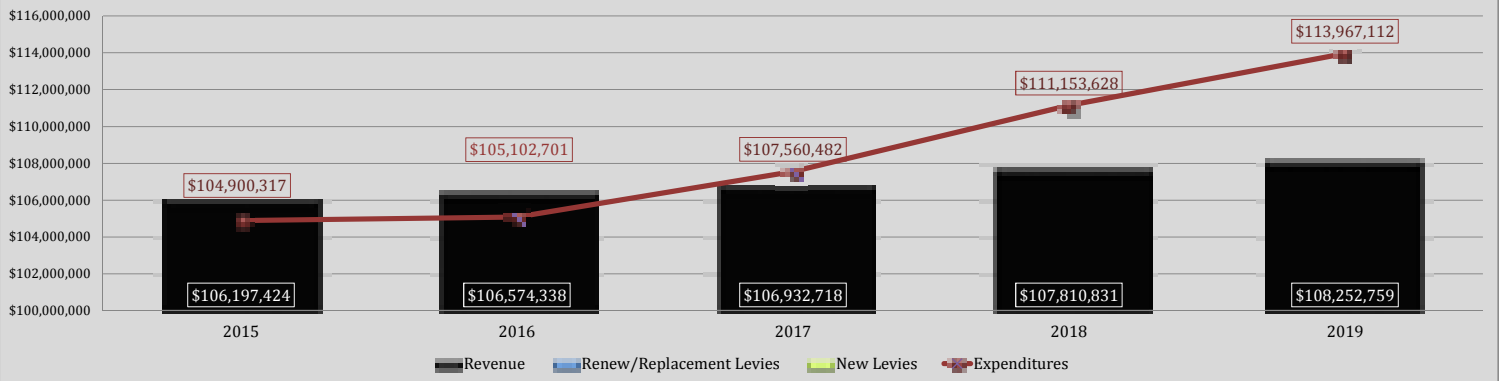


Previous Forecast Date: **6/3/2015**

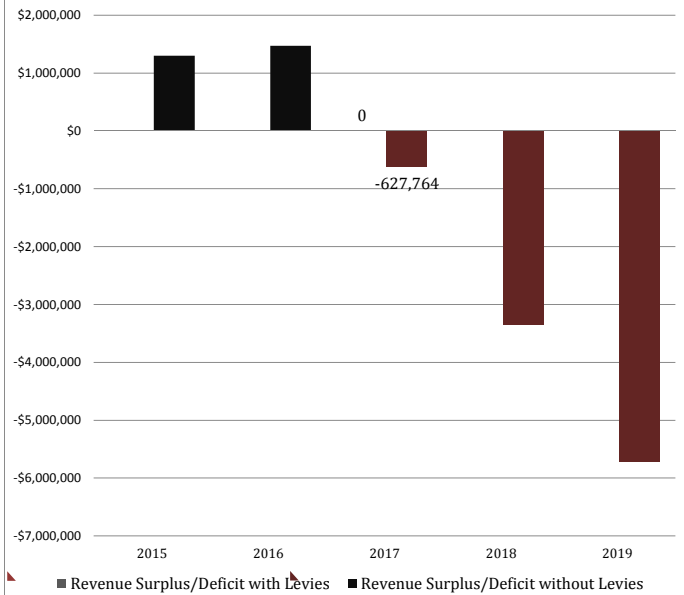
Current Forecast Date: **6/4/2015**

	Fiscal Year 2015	Fiscal Year 2016	Fiscal Year 2017	Fiscal Year 2018	Fiscal Year 2019
Beginning Balance	21,962,236	23,259,343	24,730,980	24,103,216	20,760,420
+ Revenue	106,197,424	106,574,338	106,932,718	107,810,831	108,252,759
+ Proposed Renew/Replacement Levies	-	-	-	-	-
+ Proposed New Levies	-	-	-	-	-
- Expenditures	(104,900,317)	(105,102,701)	(107,560,482)	(111,153,628)	(113,967,112)
= Revenue Surplus or Deficit	1,297,107	1,471,637	(627,764)	(3,342,796)	(5,714,353)
Ending Balance	23,259,343	24,730,980	24,103,216	20,760,420	15,046,067
Revenue Surplus or Deficit w/o Levies	1,297,107	1,471,637	(627,764)	(3,342,796)	(5,714,353)
Ending Balance w/o Levies	23,259,343	24,730,980	24,103,216	20,760,420	15,046,067

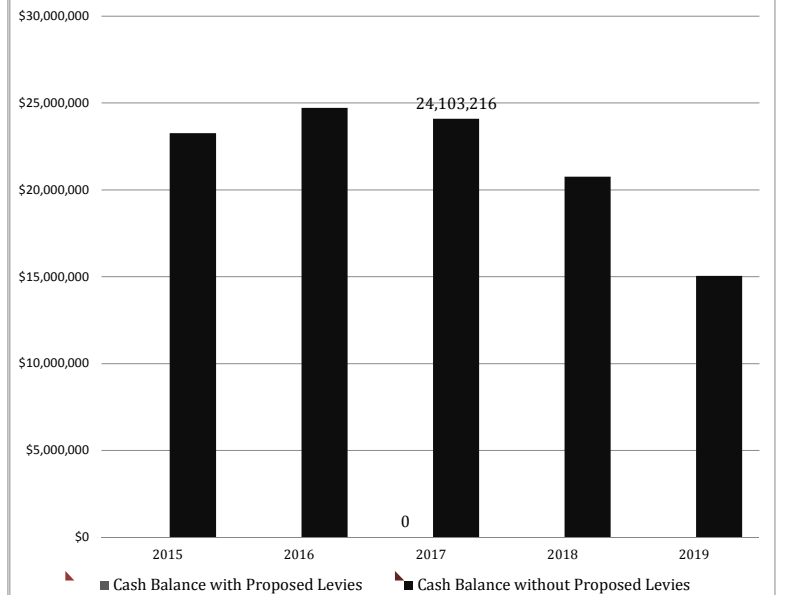
Revenue vs. Expenditures



Revenue Surplus/Deficit With & Without Proposed Levies



Year End Balances With & Without Proposed Levies

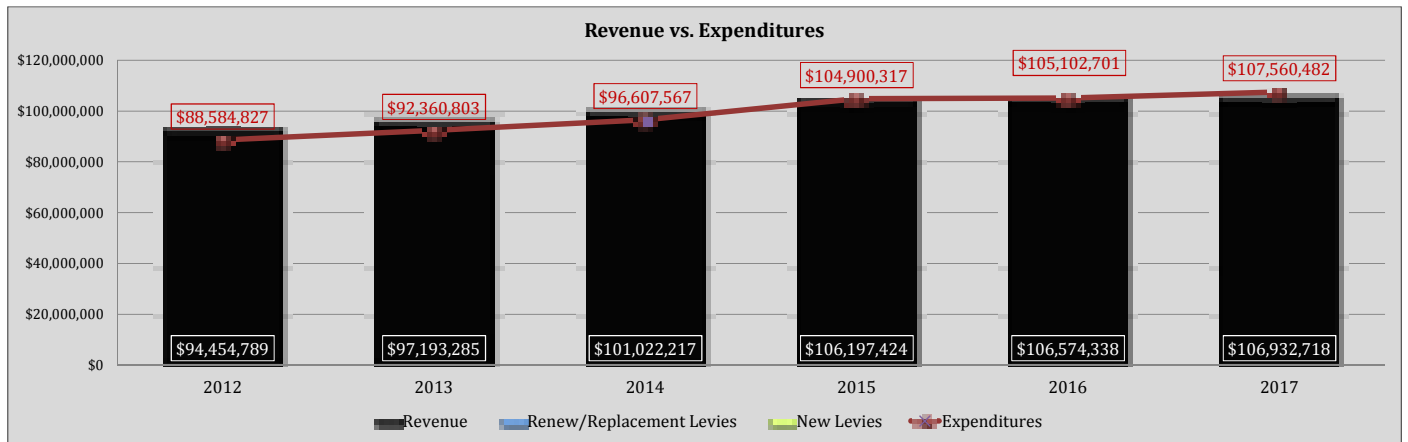


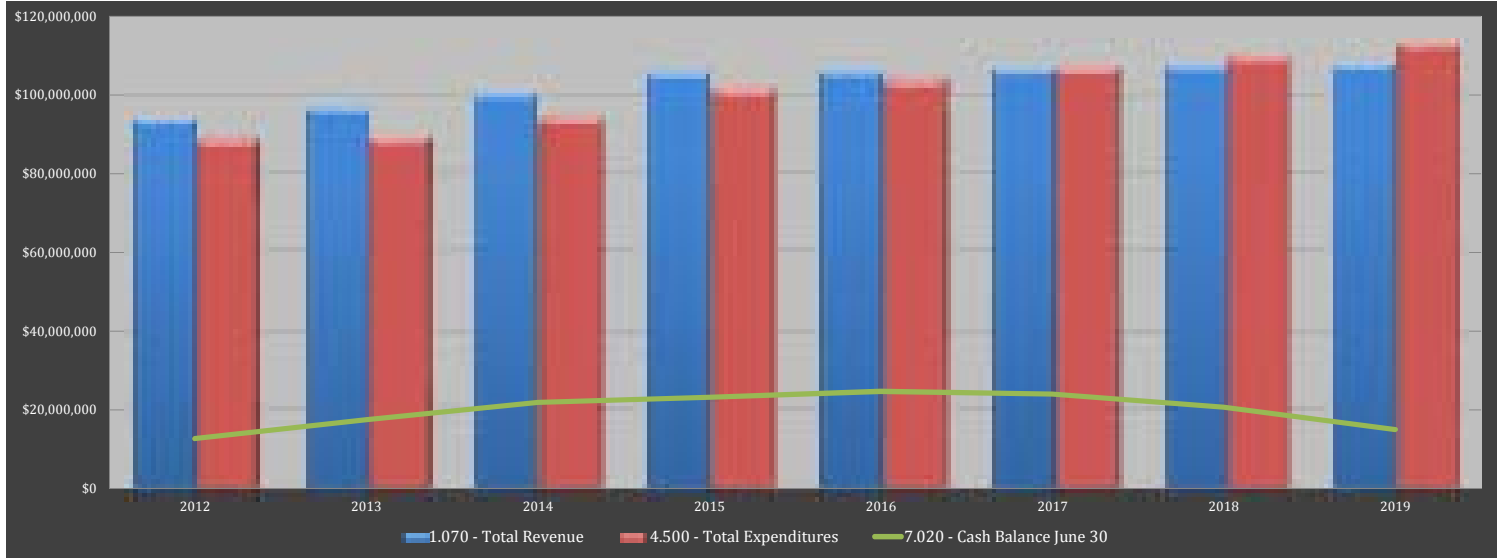
*District does not currently have any renewal, replacement or new levies proposed

Income and Expense Simplified Statement - Historical and Projected Fiscal Years

Pickerington Local School District

	Fiscal Year 2012	Fiscal Year 2013	Fiscal Year 2014	Fiscal Year 2015	Fiscal Year 2016	Fiscal Year 2017
Beginning Balance	6,845,141	12,715,103	17,547,585	21,962,236	23,259,343	24,730,980
+ Revenue	94,454,789	97,193,285	101,022,217	106,197,424	106,574,338	106,932,718
+ Proposed Renew/Replacement Levies	-	-	-	-	-	-
+ Proposed New Levies	-	-	-	-	-	-
- Expenditures	(88,584,827)	(92,360,803)	(96,607,567)	(104,900,317)	(105,102,701)	(107,560,482)
= Revenue Surplus or Deficit	5,869,962	4,832,482	4,414,650	1,297,107	1,471,637	(627,764)
Ending Balance	12,715,103	17,547,585	21,962,236	23,259,343	24,730,980	24,103,216
Revenue Surplus or Deficit w/o Levies	5,869,962	4,832,482	4,414,650	1,297,107	1,471,637	(627,764)
Ending Balance w/o Levies	12,715,103	17,547,585	21,962,236	23,259,343	24,730,980	24,103,216



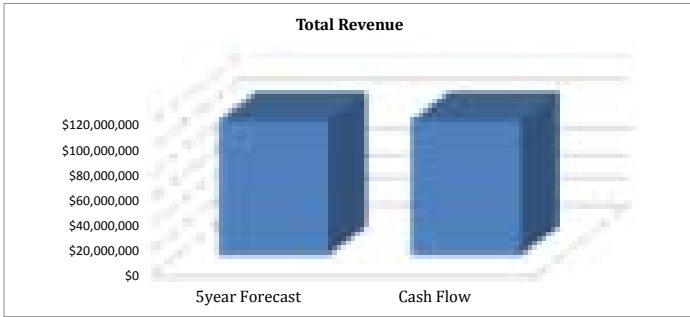


	ACTUAL			FORECASTED				
	2012	2013	2014	2015	2016	2017	2018	2019
1.070 - Total Revenue	94,427,231	97,189,987	100,915,560	106,197,158	106,524,338	106,932,718	107,810,831	108,252,759
4.500 - Total Expenditures	88,584,827	89,149,282	94,105,202	101,350,317	103,602,701	106,810,482	109,653,628	113,217,112
7.020 - Cash Balance June 30	12,715,103	17,547,585	21,962,236	23,259,343	24,730,980	24,103,216	20,760,420	15,046,067

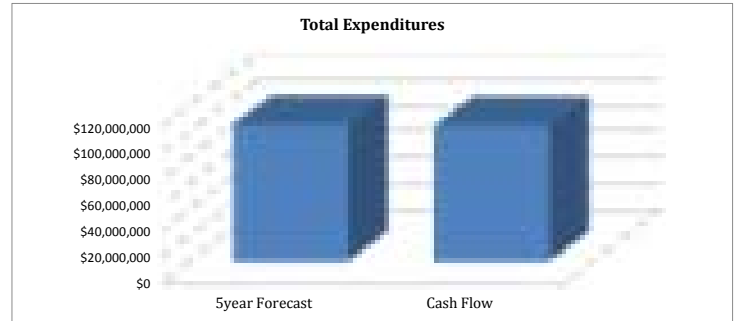
Analysis:

Cash Flow Graphs

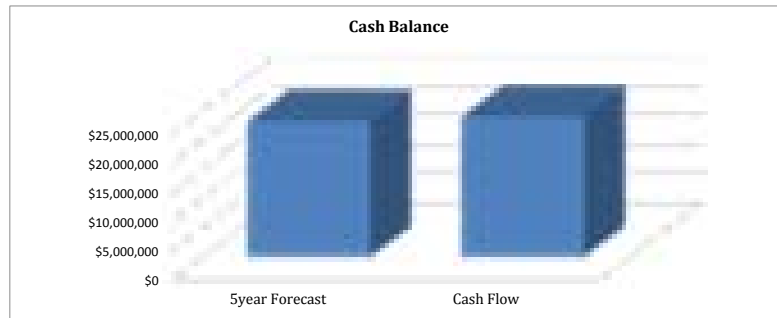
Pickerington Local School District



Dollar Variance: 23,304
Percent Variance: 0.02%



Dollar Variance: (700,909)
Percent Variance: -0.69%



Dollar Variance: 724,212
Percent Variance: 3.11%

Projected Monthly Cash Flow

Board Approved Cash Balance Policy \$ 11,602,011

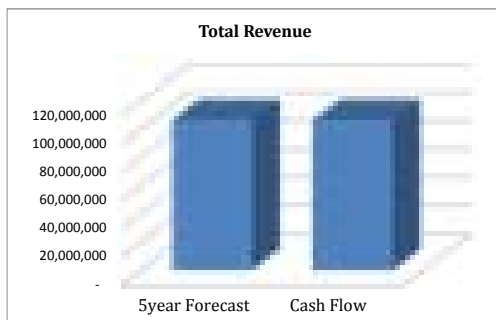


2015 2016

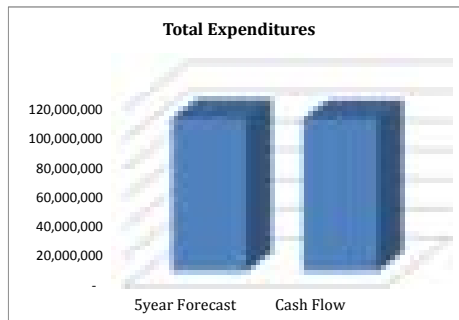
Five Year Forecast Comparison to Actual Cash Flow

	Difference	Proj. from Current 5year Forecast 2015	Proj. from Actual/Est. Cash Flow 2015	FYTD Actual Through Month Of: July - May	Estimated for Remaining Months
Revenue:					
1.010 - General Property Tax (Real Estate)	-	33,074,020	33,074,020	33,074,020	-
1.020 - Public Utility Personal Property	0	1,462,491	1,462,491	1,462,491	-
1.030 - Income Tax	(2)	15,548,191	15,548,189	15,548,189	-
1.035 - Unrestricted Grants-in-Aid	(1)	50,316,356	50,316,356	46,322,662	3,993,694
1.040 - 1.045 - Restricted Grants-in-Aid	(1)	486,129	486,128	406,243	79,885
1.050 - Property Tax Allocation	(0)	4,401,162	4,401,162	4,401,162	-
1.060 - All Other Operating Revenues	23,306	908,809	932,115	884,425	47,690
1.070 - Total Revenue	23,303	106,197,158	106,220,461	102,099,192	4,121,269
Other Financing Sources:					
2.070 - Total Other Financing Sources	1	266	267	267	-
2.080 - Total Revenues and Other Financing Sources	23,304	106,197,424	106,220,728	102,099,459	4,121,269
Expenditures:					
3.010 - Personnel Services	(441,482)	56,396,717	55,955,235	51,118,990	4,836,245
3.020 - Employees' Retirement/Insurance Benefits	(348,571)	21,547,054	21,198,483	18,886,126	2,312,357
3.030 - Purchased Services	344,277	17,432,951	17,777,228	16,527,228	1,250,000
3.040 - Supplies and Materials	(147,805)	3,140,464	2,992,659	2,927,877	64,782
3.050 - Capital Outlay	(164,033)	1,290,678	1,126,645	1,069,326	57,319
3.060 - 4.060 - Intergovernmental, Debt & Interest	-	-	-	-	-
4.300 - Other Objects	56,704	1,542,454	1,599,157	1,556,307	42,850
4.500 - Total Expenditures	(700,909)	101,350,317	100,649,408	92,085,854	8,563,554
Other Financing Uses:					
5.040 - Total Other Financing Uses	-	3,550,000	3,550,000	3,500,000	50,000
5.050 - Total Expenditures and Other Financing Uses	(700,909)	104,900,317	104,199,408	95,585,854	8,613,554
Excess of Rev & Other Financing Uses Over (Under)					
6.010 - Expenditures and Other Financing Uses	724,213	1,297,107	2,021,320	6,513,605	(4,492,285)
7.010 - Cash Balance July 1	(0)	21,962,236	21,962,235		
7.020 - Cash Balance June 30	724,212	23,259,343	23,983,555		

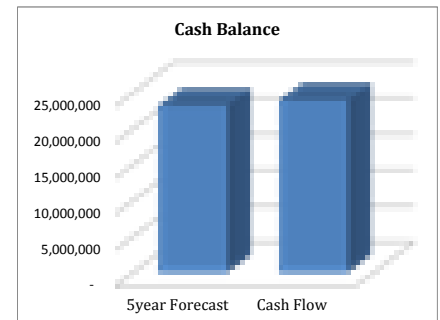
Projected Differences from 5year Forecast Actuals/Estimates as compared to Cash Flow Actual/Estimates



Dollar Variance: 23,304
Percent Variance: 0.02%



Dollar Variance: (700,909)
Percent Variance: -0.67%



Dollar Variance: 724,212
Percent Variance: 3.11%

	2015	2016	2017	2018	2019
Prior Year Actual/Estimated Enrollment (October Count)	<u>10,116</u>	10,139	10,073	9,969	9,921
Projected Changes to Prior Year Enrollment					
Net All-Grade Level Mobility Factor (Change) to Prior Year	197	132	132	131	129
Net Aggregate Manual Adjustments to Mobility Factor	0	0	0	0	0
New Kindergartners In	577	601	600	600	600
Loss of Seniors from Prior Year	-751	-799	-836	-779	-814
Net Change in Outgoing and Incoming Pupils	-174	-198	-236	-179	-214
Current Year Estimated Enrollment (Simulated October Count)	10,139	10,073	9,969	9,921	9,836
District Head Count	Grade				
K	577	601	600	600	600
1	701	648	675	674	674
2	710	717	662	690	689
3	729	725	732	676	704
4	766	744	740	747	690
5	774	778	756	752	759
6	852	781	785	763	759
7	814	872	799	803	781
8	867	826	885	811	815
9	864	881	839	899	824
10	823	860	877	835	895
11	863	804	840	857	816
12	799	836	779	814	830
Total Can Differ by Rounding	10,139	10,073	9,969	9,921	9,836
Year-Over-Year Percentage Change	0.23%	-0.65%	-1.03%	-0.48%	-0.86%

Historic vs. Projected Enrollment

