

Pickerington Local School District
Monthly Financial Report
Month Ending February 28, 2014



Timothy R. Jenkins, Treasurer

PICKERINGTON LOCAL SCHOOL DISTRICT

Reconciliation and Balance Form

Report at Close of Business: February 28, 2014

Cash Balance	\$ 47,038,511.87
Outstanding Checks	<u>\$ 1,272,871.52</u>
TOTAL ASSETS	\$ 48,311,383.39

Adjusted Depository Balance	\$ 11,257,758.29
Investments	<u>\$ 37,053,625.10</u>
TOTAL ASSETS	\$ 48,311,383.39

Depository Balance	\$ 11,257,139.29
Returned Checks	\$ 619.00
Deposit in Transit	<u>\$ -</u>
Adjusted Depository Balance	\$ 11,257,758.29

Fund #	Fund Description	FYTD	MTD	FYTD	Current	Current+Future	Remaining	Bank
Begin Balance	MTD Receipts	Receipts	Expenditures	Expenditures	Fund Balance	Encumbrances	Fund Balance	Code
001 0000	GENERAL FUND							
6,707,362.58	10,784,172.65	67,061,163.21	9,415,931.98	62,024,262.97	11,744,262.82	2,373,137.18	9,371,125.64	
001 9001	412 INSTR. SUPPLY AND TEXTBOOKS							
3,083,358.63	0.00	0.00	111,836.73	1,074,379.00	2,008,979.63	311,151.29	1,697,828.34	
001 9002	412 CAPITAL IMPROV AND MAINT							
5,780,959.70	0.00	0.00	946.96	64,508.42	5,716,451.28	162,839.75	5,553,611.53	
001 9003	BUILDING BLOCKS							
963,359.44	0.00	0.00	0.00	9,238.50	954,120.94	6,000.00	948,120.94	
001 9004	GENERAL FUND							
6,773.72	0.00	0.00	0.00	0.00	6,773.72	0.00	6,773.72	
001 9005	MAINTENANCE/CUSTODIAL SUPPLY							
983,088.12	0.00	1,554,000.00	158,994.41	1,049,916.68	1,487,171.44	591,560.11	895,611.33	
001 9006	ECON DISADVANTAGED RESTRICTED FUNDING							
0.00	11,050.28	113,895.98	0.00	0.00	113,895.98	0.00	113,895.98	
001 9194	BUS REIMBURSEMENT							
22,683.78	0.00	0.00	0.00	22,683.78	0.00	0.00	0.00	
TOTAL FOR Fund 001 - GENERAL:								
17,547,585.97	10,795,222.93	68,729,059.19	9,687,710.08	64,244,989.35	22,031,655.81	3,444,688.33	18,586,967.48	
002 9001	BOND RETIREMENT-DISTRICT							
14,820,948.98	0.00	6,846,576.15	0.00	11,845,580.44	9,821,944.69	0.00	9,821,944.69	
002 9002	BOND RETIREMENT-LIBRARY							
277,518.29	0.00	53,909.14	0.00	141,157.22	190,270.21	0.00	190,270.21	
TOTAL FOR Fund 002 - BOND RETIREMENT:								
15,098,467.27	0.00	6,900,485.29	0.00	11,986,737.66	10,012,214.90	0.00	10,012,214.90	
003 0000	PERMANENT IMPROVEMENT							
205,125.23	1,000,000.00	1,214,961.45	3,300.00	136,537.25	1,283,549.43	52,479.50	1,231,069.93	
003 9002	PERM IMPROVEMENT NATL SCHOOL FITNESS FOUNDTN							
331.82	0.00	0.00	0.00	0.00	331.82	0.00	331.82	
003 9013	PERMANENT IMPROVEMENT PROJECTS 2013							
1,200,000.00	0.00	0.00	4,964.18	314,376.22	885,623.78	32,982.98	852,640.80	
003 9198	PERMANENT IMPROVEMENT LEVY							
89,293.00	0.00	0.00	0.00	80,000.00	9,293.00	9,293.00	0.00	

Fund #	Fund Description	FYTD	MTD	FYTD	Current	Current+Future	Remaining	Bank
Begin Balance	MTD Receipts	Receipts	Expenditures	Expenditures	Fund Balance	Encumbrances	Fund Balance	Code
003	9200 CAPITAL DEVELOPMENT							
	823,286.39	10.00	31,760.00	0.00	809.14	854,237.25	0.00	854,237.25
	TOTAL FOR Fund 003 - PERMANENT IMPROVEMENT:							
	2,318,036.44	1,000,010.00	1,246,721.45	8,264.18	531,722.61	3,033,035.28	94,755.48	2,938,279.80
004	9001 BUILDING FUND (NEW HS/JH)							
	8,400.32	0.00	0.00	0.00	0.00	8,400.32	0.00	8,400.32
004	9009 CAPITAL IMPROVEMENTS DISTRICTWIDE							
	553,752.62	5.30	643.54	0.00	53,712.07	500,684.09	181,488.10	319,195.99
004	9012 BUILDING FUND SYCAMORE ELEMENTARY							
	606,820.49	0.00	0.00	1,100.00	598,826.45	7,994.04	100,910.74	92,916.70-
004	9013 BUILDING FUND TOLLGATE ELEM & MIDDLE SCHOOL							
	620,573.95	0.00	0.00	0.00	559,352.44	61,221.51	61,684.52	463.01-
004	9200 LOCALLY FUNDED INITIATIVE (LFI)							
	1,333,038.23	10.63	598.19	134,076.00	902,900.74	430,735.68	280,119.78	150,615.90
	TOTAL FOR Fund 004 - BUILDING:							
	3,122,585.61	15.93	1,241.73	135,176.00	2,114,791.70	1,009,035.64	624,203.14	384,832.50
006	0000 LUNCHROOM							
	1,314,242.43	382,022.63	2,650,527.07	337,619.48	2,505,708.51	1,459,060.99	229,946.34	1,229,114.65
	TOTAL FOR Fund 006 - FOOD SERVICE:							
	1,314,242.43	382,022.63	2,650,527.07	337,619.48	2,505,708.51	1,459,060.99	229,946.34	1,229,114.65
007	9002 PHS NORTH TRUST							
	163.71	0.00	0.00	0.00	0.00	163.71	0.00	163.71
007	9003 LAKEVIEW JUNIOR HIGH TRUST							
	1,394.46	109.49	1,342.82	0.00	850.00	1,887.28	0.00	1,887.28
007	9004 RIDGEVIEW JUNIOR HIGH TRUST							
	11.85	0.00	0.00	0.00	0.00	11.85	0.00	11.85
007	9005 HERITAGE ELEM TRUST							
	223.71	0.00	0.00	0.00	0.00	223.71	0.00	223.71
007	9006 FAIRFIELD ELEM TRUST							
	1,678.94	0.00	1,000.00	976.87	976.87	1,702.07	35.30	1,666.77
007	9007 PICKERINGTON ELEM. TRUST							
	3,856.31	165.66	165.66	0.00	2,241.90	1,780.07	0.00	1,780.07

Fund #	Fund Description	FYTD	MTD	FYTD	Current	Current+Future	Remaining	Bank	
Begin	Balance	Receipts	Expenditures	Expenditures	Fund Balance	Encumbrances	Fund Balance	Code	
007 9008	VIOLET ELEM. TRUST	596.70	0.00	0.00	0.00	596.70	0.00	596.70	
007 9009	TUSSING ELEM. TRUST	1,517.30	0.00	0.00	0.00	1,517.30	0.00	1,517.30	
007 9010	HARMON MIDDLE SCHOOL TRUST	2,224.76	94.86	3,639.70	0.00	3,902.92	1,961.54	809.00	1,152.54
007 9011	DILEY MIDDLE SCHOOL TRUST	726.33	0.00	0.00	0.00	0.00	726.33	0.00	726.33
007 9012	SYCAMORE ELEM TRUST	100.00	0.00	70.00	0.00	0.00	170.00	0.00	170.00
007 9014	TOLLGATE MIDDLE SCHOOL TRUST	0.00	0.00	3,596.35	0.00	3,632.96	36.61-	0.00	36.61-
007 9091	MEMORIAL FUND	342.62	0.00	0.00	0.00	0.00	342.62	0.00	342.62
007 9101	SCHOLARSHIP SPECIAL TRUST (LARAIN HARRISON)	1,718.00	0.00	0.00	0.00	0.00	1,718.00	0.00	1,718.00
007 9133	HIGH SCHOOL CHORUS	110.02	0.00	0.00	0.00	0.00	110.02	0.00	110.02
007 9210	INSTRUCTIONAL IMPROVEMENT	1,325.05	0.00	0.00	0.00	0.00	1,325.05	0.00	1,325.05
TOTAL FOR Fund 007 - SPECIAL TRUST:		15,989.76	370.01	9,814.53	976.87	11,604.65	14,199.64	844.30	13,355.34
009 9001	UNIFORM SCHL SUPPLIES HARMON GR 5 WORKBOOKS	1,658.47-	266.00	3,908.00	0.00	3,518.32	1,268.79-	0.00	1,268.79-
009 9002	UNIFORM SCHL SUPPLIES HARMON GR 5 ART	5.00	0.00	10.00	0.00	0.00	15.00	0.00	15.00
009 9003	UNIFORM SCHL SUPPLIES HARMON GR 5 SCIENCE	33.44	74.80	1,142.80	0.00	0.00	1,176.24	0.00	1,176.24
009 9004	UNIFORM SCHL SUPPLIES HARMON GR 6 WORKBOOKS	1,871.98-	347.20	2,509.20	0.00	4,448.03	3,810.81-	0.00	3,810.81-
009 9006	UNIFORM SCHL SUPPLIES HARMON GR 6 SCIENCE	625.24	198.40	1,284.40	0.00	560.68	1,348.96	0.00	1,348.96

Fund #	Fund Description	FYTD	MTD	FYTD	Current	Current+Future	Remaining	Bank	
Begin	Balance	Receipts	Expenditures	Expenditures	Fund Balance	Encumbrances	Fund Balance	Code	
009 9010	UNIFORM SCHL SUPPLIES DILEY GR 5 WORKBOOKS	856.01-	284.00	4,528.00	0.00	3,937.72	265.73-	0.00	265.73-
009 9012	UNIFORM SCHL SUPPLIES DILEY GR 5 SCIENCE	240.72	84.00	1,333.40	0.00	4.39	1,569.73	275.00	1,294.73
009 9013	UNIFORM SCHL SUPPLIES DILEY GR 6 WORKBOOKS	532.23	187.60	2,747.20	1,780.35	5,892.76	2,613.33-	0.00	2,613.33-
009 9014	UNIFORM SCHL SUPPLIES DILEY GR 6 ART	0.00	0.00	88.00	0.00	0.00	88.00	0.00	88.00
009 9015	UNIFORM SCHL SUPPLIES DILEY GR 6 SCIENCE	493.29	107.20	1,348.40	19.21	379.79	1,461.90	300.00	1,161.90
009 9020	UNIFORM SCHL SUPPLIES TOLLGATE GR 5 WORKBOOKS	2,101.98-	270.00	2,980.00	0.00	3,001.69	2,123.67-	0.00	2,123.67-
009 9022	UNIFORM SCHL SUPPLIES TOLLGATE GR 5 SCIENCE	572.88	80.40	878.40	0.00	446.25	1,005.03	1,100.00	94.97-
009 9023	UNIFORM SCHL SUPPLIES TOLLGATE GR 6 WORKBOOKS	1,760.16-	242.00	2,507.60	0.00	3,331.99	2,584.55-	0.00	2,584.55-
009 9025	UNIFORM SCHL SUPPLIES TOLLGATE GR 6 SCIENCE	1,107.53	144.00	1,368.20	0.00	1,171.76	1,303.97	800.00	503.97
009 9030	UNIFORM SCHL SUPPLIES SYCAMORE ELEM KDG	370.26	40.00	2,160.00	0.00	138.00	2,392.26	0.00	2,392.26
009 9031	UNIFORM SCHL SUPPLIES SYCAMORE GR 1	630.47	27.00	375.50	0.00	360.31	645.66	0.00	645.66
009 9032	UNIFORM SCHL SUPPLIES SYCAMORE GR 2	285.46	6.00	393.50	0.00	0.00	678.96	0.00	678.96
009 9033	UNIFORM SCHL SUPPLIES SYCAMORE GR 3	1,283.68	24.00	516.00	0.00	206.43	1,593.25	0.00	1,593.25
009 9034	UNIFORM SCHL SUPPLIES SYCAMORE GR 4	526.46	20.00	636.50	0.00	0.00	1,162.96	0.00	1,162.96
009 9035	UNIFORM SCHL SUPPLIES SYCAMORE ELEM WORKBOOKS	749.61	386.00	8,487.50	0.00	9,564.65	327.54-	0.00	327.54-
009 9040	UNIFORM SCHL SUPPLIES TOLLGATE ELEM KDG	104.62	20.00	1,460.00	0.00	323.25	1,241.37	150.00	1,091.37

Fund #	Fund Description	FYTD	MTD	FYTD	Current	Current+Future	Remaining	Bank	
Begin	Balance	Receipts	Expenditures	Expenditures	Fund Balance	Encumbrances	Fund Balance	Code	
009 9041	UNIFORM SCHL SUPPLIES TOLLGATE ELEM GR 1	122.65	6.00	230.00	0.00	0.00	352.65	0.00	352.65
009 9042	UNIFORM SCHL SUPPLIES TOLLGATE ELEM GR 2	50.00	3.00	225.00	0.00	0.00	275.00	0.00	275.00
009 9043	UNIFORM SCHL SUPPLIES TOLLGATE ELEM GR 3	99.63	4.00	311.50	0.00	0.00	411.13	0.00	411.13
009 9044	UNIFORM SCHL SUPPLIES TOLL GATE ELEM GR 4	0.00	0.00	230.00	0.00	0.00	230.00	0.00	230.00
009 9045	UNIFORM SCHL SUPPLIES TOLLGATE ELEM WORKBOOKS	874.29-	96.50	4,878.50	0.00	6,166.26	2,162.05-	517.80	2,679.85-
009 9101	UNIFORM SCHL SUPPLIES PHS CENTRAL ART	2,105.31	992.00	8,413.00	1,016.88	6,106.84	4,411.47	1,204.96	3,206.51
009 9102	UNIFORM SCHL SUPPLIES PHS CENTRAL ENGLISH	394.38	401.80	4,253.60	0.00	14,660.91	10,012.93-	0.00	10,012.93-
009 9103	UNIFORM SCHL SUPPLIES PHS CENTRAL FOR LANG	944.32	1,156.80	11,650.00	769.23	19,519.55	6,925.23-	0.00	6,925.23-
009 9104	UNIFORM SCHL SUPPLIES PHS CENTRAL WORK & FAM	1,573.22	42.00	102.00	32.22	1,146.21	529.01	700.00	170.99-
009 9105	UNIFORM SCHL SUPPLIES PHS CENTRAL IND TECH	3,409.41	912.00	9,369.50	0.00	9,699.85	3,079.06	1,684.77	1,394.29
009 9106	UNIFORM SCHL SUPPLIES PHS CENTRAL SCIENCE	2,020.65	1,403.60	13,614.70	214.57	10,362.43	5,272.92	222.35	5,050.57
009 9107	UNIFORM SCHL SUPPLIES PHS CENTRAL BUSINESS	355.50	0.00	0.00	0.00	0.00	355.50	0.00	355.50
009 9108	UNIFORM SCHL SUPPLIES PHS CENTRAL SOC STUD	1,390.91	229.50	2,250.50	0.00	2,496.82	1,144.59	220.00	924.59
009 9109	UNIFORM SCHL SUPPLIES PHS CENTRAL SPEC ED	1,138.36	0.00	78.00	0.00	442.17	774.19	50.00	724.19
009 9110	UNIFORM SCHL SUPPLIES PHS CENTRAL DRAMA	1,060.74	40.00	282.80	0.00	0.00	1,343.54	0.00	1,343.54
009 9111	UNIFORM SCHL SUPPLIES PHS CENTRAL PLANNERS	3,593.05	167.95	1,630.45	0.00	3,696.00	1,527.50	0.00	1,527.50

Fund #	Fund Description	FYTD	MTD	FYTD	Current	Current+Future	Remaining	Bank	
Begin	Balance	Receipts	Expenditures	Expenditures	Fund Balance	Encumbrances	Fund Balance	Code	
009 9112	UNIFORM SCHL SUPPLIES PHS CENTRAL OWE	0.00	0.00	6.00	0.00	0.00	6.00	6.00	
009 9114	UNIFORM SCHL SUPPLIES PHS CENTRAL MATH	0.00	30.00	54.00	0.00	0.00	54.00	54.00	
009 9115	UNIFORM SCHL SUPPLIES PHSC SUCCESS ACADEMY	0.20	0.00	0.00	0.00	0.00	0.20	0.20	
009 9117	UNIFORM SCHOOL SUPPLIES PHSC CHOIR ROBES	2,910.00	0.00	0.00	0.00	0.00	2,910.00	2,910.00	
009 9118	UNIFORM SCHL SUPPLIES CENTRAL HEALTH-PE	0.00	175.90	2,382.80	0.00	5,885.84	3,503.04-	3,503.04-	
009 9201	UNIFORM SCHL SUPPLIES PHS NORTH ART	5,138.08	1,067.50	13,150.90	2,787.00	11,219.67	7,069.31	540.55	6,528.76
009 9202	UNIFORM SCHL SUPPLIES PHS NORTH ENGLISH	417.81	389.05	5,124.95	0.00	10,597.07	5,054.31-	0.00	5,054.31-
009 9203	UNIFORM SCHL SUPPLIES PHS NORTH FOREIGN LANG	1,571.46	925.55	12,313.05	0.00	13,411.83	472.68	5,166.18	4,693.50-
009 9204	UNIFORM SCHL SUPPLIES PHS NORTH WORK & FAMILY	3,586.96	3.00	155.00	0.00	289.97	3,451.99	0.00	3,451.99
009 9205	UNIFORM SCHL SUPPLIES PHS NORTH IND TECH	3,569.32	661.50	8,898.50	0.00	3,705.63	8,762.19	3,181.98	5,580.21
009 9206	UNIFORM SCHL SUPPLIES PHS NORTH SCIENCE	5,195.90	1,329.75	17,115.85	0.00	8,097.38	14,214.37	2,454.63	11,759.74
009 9207	UNIFORM SCHL SUPPLIES PHS NORTH BUSINESS	2,057.47	5.00	105.00	0.00	0.00	2,162.47	0.00	2,162.47
009 9208	UNIFORM SCHL SUPPLIES PHS NORTH SOCIAL STUD	1,599.09	290.00	3,393.20	0.00	4,507.25	485.04	0.00	485.04
009 9209	UNIFORM SCHL SUPPLIES PHS NORTH SPECIAL ED	1,163.93	0.00	164.50	77.24	893.89	434.54	441.39	6.85-
009 9210	UNIFORM SCHL SUPPLIES PHS NORTH THEATRE	1,041.92	36.00	323.80	0.00	0.00	1,365.72	0.00	1,365.72
009 9211	UNIFORM SCHL SUPPLIES PHS NORTH PLANNERS	2,461.09	174.80	1,937.25	0.00	3,696.00	702.34	0.00	702.34

Fund #	Fund Description	FYTD	MTD	FYTD	Current	Current+Future	Remaining	Bank
Begin Balance	MTD Receipts	Receipts	Expenditures	Expenditures	Fund Balance	Encumbrances	Fund Balance	Code
009 9212	UNIFORM SCHL SUPPLIES PHS NORTH CBI-OWE	0.00	0.00	0.00	0.87	0.00	0.87	
009 9214	UNIFORM SCHL SUPPLIES PHS NORTH MATH	24.00	0.00	99.82	326.53	0.00	326.53	
009 9218	UNIFORM SCHL SUPPLIES PHS NORTH HEALTH-PE	2,864.60	0.00	6,262.39	3,397.79-	0.00	3,397.79-	
009 9301	UNIFORM SCHL SUPPLIES LAKEVIEW ART	6,725.00	0.00	472.90	11,892.44	2,041.72	9,850.72	
009 9302	UNIFORM SCHL SUPPLIES LAKEVIEW ENGLISH	5,006.60	0.00	7,057.42	116.86-	70.00	186.86-	
009 9303	UNIFORM SCHL SUPPLIES LAKEVIEW FOREIGN LANG	3,411.00	0.00	5,289.70	984.70-	0.00	984.70-	
009 9304	UNIFORM SCHL SUPPLIES LAKEVIEW IND TECH	7,438.60	360.00	1,492.16	12,192.28	400.00	11,792.28	
009 9306	UNIFORM SCHL SUPPLIES LAKEVIEW SCIENCE	6,050.50	0.00	3,307.49	9,049.33	0.00	9,049.33	
009 9307	UNIFORM SCHL SUPPLIES LAKEVIEW SOCIAL STUD	72.00	0.00	0.00	5,834.89	70.00	5,764.89	
009 9308	UNIFORM SCHL SUPPLIES LAKEVIEW SPECIAL EDUC	0.00	0.00	0.00	217.60	0.00	217.60	
009 9309	UNIFORM SCHL SUPPLIES LAKEVIEW HOME ECON	8.00	0.00	0.00	1,530.98	0.00	1,530.98	
009 9310	UNIFORM SCHL SUPPLIES LAKEVIEW PLANNERS	2,389.50	0.00	4,180.00	417.88	0.00	417.88	
009 9320	UNIFORM SCHL SUPPLIES LAKEVIEW THEATRE	214.00	0.00	0.00	650.00	0.00	650.00	
009 9401	UNIFORM SCHL SUPPLIES RIDGEVIEW ART	6,057.50	1,308.54	2,036.54	6,745.64	0.00	6,745.64	
009 9402	UNIFORM SCHL SUPPLIES RIDGEVIEW ENGLISH	4,384.80	714.89	7,915.88	3,149.08-	0.00	3,149.08-	
009 9403	UNIFORM SCHL SUPPLIES RIDGEVIEW FOREIGN LANG	3,296.40	0.00	5,518.95	1,707.22-	0.00	1,707.22-	

Fund #	Fund Description	FYTD	MTD	FYTD	Current	Current+Future	Remaining	Bank	
Begin	Balance	Receipts	Expenditures	Expenditures	Fund Balance	Encumbrances	Fund Balance	Code	
009 9404	UNIFORM SCHL SUPPLIES RIDGEVIEW IND TECH	8,329.52	291.00	6,888.00	0.00	2,901.33	12,316.19	226.81	12,089.38
009 9406	UNIFORM SCHL SUPPLIES RIDGEVIEW SCIENCE	8,535.98	327.40	5,871.80	0.00	2,686.81	11,720.97	0.00	11,720.97
009 9407	UNIFORM SCHL SUPPLIES RIDGEVIEW SOCIAL STUD	4,349.58	5.00	431.00	0.00	0.00	4,780.58	0.00	4,780.58
009 9408	UNIFORM SCHL SUPPLIES RIDGEVIEW SPECIAL EDUC	325.00	0.00	0.00	0.00	0.00	325.00	0.00	325.00
009 9409	UNIFORM SCHL SUPPLIES RIDGEVIEW HOME ECON	27.00	10.00	48.00	0.00	0.00	75.00	0.00	75.00
009 9410	UNIFORM SCHL SUPPLIES RIDGEVIEW PLANNERS	653.85	161.50	2,833.70	0.00	4,180.00	692.45-	0.00	692.45-
009 9420	UNIFORM SCHL SUPPLIES RIDGEVIEW THEATRE	414.00	14.00	228.20	0.00	0.00	642.20	0.00	642.20
009 9501	UNIFORM SCHL SUPPLIES HERITAGE GR 1	84.00	22.70	116.70	0.00	0.00	200.70	0.00	200.70
009 9502	UNIFORM SCHL SUPPLIES HERITAGE GR 2	155.16	13.50	153.00	0.00	0.00	308.16	134.00	174.16
009 9503	UNIFORM SCHL SUPPLIES HERITAGE GR 3	56.77	16.00	215.60	0.00	0.00	272.37	0.00	272.37
009 9504	UNIFORM SCHL SUPPLIES HERITAGE GR 4 SCIENCE	67.14	50.00	273.50	0.00	0.00	340.64	0.00	340.64
009 9507	UNIFORM SCHL SUPPLIES HERITAGE ART	20.00	0.00	0.00	0.00	0.00	20.00	0.00	20.00
009 9514	UNIFORM SCHL SUPPLIES HE KIND SUPPLIES	36.92	128.00	936.00	0.00	40.55	932.37	0.00	932.37
009 9516	UNIFORM SCHL SUPPLIES HE WORKBOOKS	1,179.80-	504.30	3,587.40	0.00	5,295.27	2,887.67-	0.00	2,887.67-
009 9601	UNIFORM SCHL SUPPLIES FE GRADE 1	148.00	15.70	164.90	0.00	115.20	197.70	0.00	197.70
009 9602	UNIFORM SCHL SUPPLIES FE GRADE 2	210.00	17.00	209.00	0.00	110.99	308.01	0.00	308.01

Fund #	Fund Description	FYTD	MTD	FYTD	Current	Current+Future	Remaining	Bank	
Begin	Balance	MTD Receipts	Receipts	Expenditures	Expenditures	Fund Balance	Encumbrances	Fund Balance	Code
009 9603	UNIFORM SCHL SUPPLIES FE GRADE 3	120.34	20.00	287.60	0.00	0.00	407.94	0.00	407.94
009 9604	UNIFORM SCHL SUPPLIES FE GRADE 4	308.76	5.00	272.50	0.00	182.00	399.26	0.00	399.26
009 9614	UNIFORM SCHL SUPPLIES FE KIND SUPPLIES	211.46	0.00	1,220.00	0.00	77.71	1,353.75	0.00	1,353.75
009 9616	UNIFORM SCHL SUPPLIES FE WORKBOOKS	2,789.17-	283.30	3,803.70	0.00	6,252.85	5,238.32-	0.00	5,238.32-
009 9701	UNIFORM SCHL SUPPLIES PE GRADE 1	70.68	23.20	237.20	0.00	0.00	307.88	0.00	307.88
009 9702	UNIFORM SCHL SUPPLIES PE GRADE 2	25.74	24.50	492.00	0.00	0.00	517.74	0.00	517.74
009 9703	UNIFORM SCHL SUPPLIES PE GRADE 3 LANG ARTS	34.58	87.60	459.30	0.00	0.00	493.88	0.00	493.88
009 9704	UNIFORM SCHL SUPPLIES PE GRADE 4 SCIENCE	0.00	42.50	246.00	0.00	0.00	246.00	0.00	246.00
009 9714	UNIFORM SCHL SUPPLIES PE KIND SUPPLIES	553.66	40.00	1,553.00	0.00	354.29	1,752.37	0.00	1,752.37
009 9716	UNIFORM SCHL SUPPLIES PE WORKBOOKS	514.74	523.40	5,639.60	0.00	4,992.37	1,161.97	0.00	1,161.97
009 9801	UNIFORM SCHL SUPPLIES VE GR 1	0.00	9.00	132.00	0.00	0.00	132.00	0.00	132.00
009 9802	UNIFORM SCHL SUPPLIES VE GR 2	0.00	3.00	143.50	0.00	0.00	143.50	0.00	143.50
009 9803	UNIFORM SCHL SUPPLIES VE GRADE 3	100.09	12.00	301.25	0.00	0.00	401.34	0.00	401.34
009 9804	UNIFORM SCHL SUPPLIES VE GRADE 4	56.96	34.00	329.50	0.00	0.00	386.46	150.00	236.46
009 9814	UNIFORM SCHL SUPPLIES VE KIND SUPPLIES	369.33	40.00	820.00	0.00	122.11	1,067.22	0.00	1,067.22
009 9816	UNIFORM SCHL SUPPLIES VE WORKBOOKS	3,614.38-	276.00	4,915.50	0.00	5,479.57	4,178.45-	62.91	4,241.36-

Fund #	Fund Description	FYTD	MTD	FYTD	Current	Current+Future	Remaining	Bank	
Begin	Balance	Receipts	Expenditures	Expenditures	Fund Balance	Encumbrances	Fund Balance	Code	
009 9900	UNIFORM SCHL SUPPLIES TE KIND SUPPLIES	254.12	0.00	680.00	0.00	0.00	934.12	223.99	710.13
009 9901	UNIFORM SCHL SUPPLIES TUSSING GRADE 1	155.00	9.00	123.00	0.00	0.00	278.00	0.00	278.00
009 9902	UNIFORM SCHL SUPPLIES TUSSING GRADE 2	58.00	8.00	94.00	0.00	0.00	152.00	0.00	152.00
009 9903	UNIFORM SCHL SUPPLIES TUSSING GRADE 3	75.63	9.00	109.00	0.00	0.00	184.63	0.00	184.63
009 9904	UNIFORM SCHL SUPPLIES TUSSING GR 4	139.27	5.00	114.00	0.00	0.00	253.27	0.00	253.27
009 9910	HARMON OUTDOOR EDUCATION	2,223.13	4,102.20	5,472.20	0.00	0.00	7,695.33	32,400.00	24,704.67-
009 9911	DILEY OUTDOOR EDUCATION	3,597.69	0.00	0.00	0.00	0.00	3,597.69	0.00	3,597.69
009 9914	TOLLGATE OUTDOOR EDUCATION	785.16	0.00	170.00	0.00	0.00	955.16	0.00	955.16
009 9916	UNIFORM SCHL SUPPLIES TE WORKBOOKS	6,783.09-	197.00	2,321.50	0.00	4,645.85	9,107.44-	0.00	9,107.44-
009 9999	UNIFORM SCHL EDUCATIONAL MEDIA DEVICES	0.00	489.00	18,840.00	0.00	32,980.00	14,140.00-	0.00	14,140.00-
TOTAL FOR Fund 009 - UNIFORM SCHOOL SUPPLIES:									
		101,303.72	24,297.50	281,982.60	9,080.13	287,937.74	95,348.58	54,789.04	40,559.54
010 9009	CFAP LOCAL SHARE PROJECT CONSTRUCTION FUND	1,172,714.20	0.00	0.00	248,402.81	460,133.43	712,580.77	570,296.69	142,284.08
TOTAL FOR Fund 010 - CLASSROOM FACILITIES:									
		1,172,714.20	0.00	0.00	248,402.81	460,133.43	712,580.77	570,296.69	142,284.08
018 9100	CENTRAL ATHLETIC VENDING	119.10	0.00	0.00	0.00	119.10	0.00	0.00	0.00
018 9110	HARMON MIDDLE SCHOOL	686.55	350.00	505.94	0.00	186.19	1,006.30	78.24	928.06
018 9111	DILEY MIDDLE SCHOOL	914.43	310.00	2,076.52	0.00	120.82	2,870.13	835.00	2,035.13

Fund #	Fund Description	FYTD	MTD	FYTD	Current	Current+Future	Remaining	Bank	
Begin	Balance	Receipts	Expenditures	Expenditures	Fund Balance	Encumbrances	Fund Balance	Code	
018 9112	SYCAMORE ELEMENTARY VENDING	6,250.77	44.75	2,776.67	0.00	1,643.84	7,383.60	200.00	7,183.60
018 9113	TOLLGATE ELEMENTARY VENDING	160.54	42.47	121.80	0.00	0.00	282.34	0.00	282.34
018 9114	TOLLGATE MIDDLE SCHOOL VENDING	2,188.08	46.05	123.01	0.00	1,710.32	600.77	223.20	377.57
018 9179	PHSC SERVICE LEARNING	8,349.63	0.00	5,303.00	1,168.00	4,182.45	9,470.18	0.00	9,470.18
018 9180	PRIDE	72.00	0.00	0.00	0.00	0.00	72.00	0.00	72.00
018 9181	CENTRAL HIGH SCHOOL	9,091.96	7,449.39	25,091.60	1,593.65	20,828.20	13,355.36	2,531.62	10,823.74
018 9182	NORTH HIGH SCHOOL	30,470.93	211.35	1,862.33	0.00	1,385.87	30,947.39	0.00	30,947.39
018 9183	LAKEVIEW JUNIOR HIGH	8,278.90	109.49	2,914.07	1,183.28	7,823.96	3,369.01	842.24	2,526.77
018 9184	RIDGEVIEW JUNIOR HIGH	4,310.50	161.75	3,113.21	1,074.85	3,905.91	3,517.80	434.70	3,083.10
018 9185	HERITAGE ELEMENTARY	4,520.60	3,780.56	15,411.22	0.00	15,160.65	4,771.17	175.00	4,596.17
018 9186	FAIRFIELD ELEMENTARY	5,673.99	27.59	2,935.76	69.96	2,834.03	5,775.72	250.04	5,525.68
018 9187	PICKERINGTON ELEMENTARY	1.80-	18.95	332.60	0.00	0.00	330.80	0.00	330.80
018 9188	VIOLET ELEMENTARY	964.71	28.67	235.71	0.00	481.55	718.87	347.50	371.37
018 9189	TUSSING ELEMENTARY	3,023.30	0.00	83.34	0.00	0.00	3,106.64	0.00	3,106.64
018 9190	SUMMER ACADEMY	231,649.91	0.00	4,551.00	237.83-	166,356.39	69,844.52	150.00	69,694.52
018 9300	LAKEVIEW ATHLETIC VENDING	2,340.87	0.00	0.00	0.00	2,340.87	0.00	0.00	0.00

Fund #	Fund Description	FYTD	MTD	FYTD	Current	Current+Future	Remaining	Bank
Begin Balance	MTD Receipts	Receipts	Expenditures	Expenditures	Fund Balance	Encumbrances	Fund Balance	Code
018	9400 RIDGEVIEW ATHLETIC VENDING							
	1,517.29	0.00	0.00	0.00	1,517.29	0.00	0.00	0.00
	TOTAL FOR Fund 018 - PUBLIC SCHOOL SUPPORT:							
	320,582.26	12,581.02	67,437.78	4,851.91	230,597.44	157,422.60	6,067.54	151,355.06
019	9001 CENTRAL HIGH SCHOOL OTHER GRANTS							
	3,668.80	0.00	0.00	106.38	761.38	2,907.42	170.20	2,737.22
019	9003 PAY-TO-PARTICIPATE ACTIVITIES							
	194,841.21	8,068.50	556,849.00	36,153.32	336,437.81	415,252.40	0.00	415,252.40
019	9007 BUS - MAINTENANCE FACILITY							
	152,577.58	0.00	0.00	0.00	0.00	152,577.58	1,158.75	151,418.83
019	9008 MARTHA JENNINGS FOUNDATION GRANT - FORREST							
	92.49	0.00	0.00	0.00	95.79	3.30-	0.00	3.30-
019	9010 COCA COLA BOTTLING COMPANIES							
	47,895.56	0.00	0.00	0.00	0.00	47,895.56	0.00	47,895.56
019	9019 W.I.S.E PROGRAM (RJH INTERVENTION-UNITED WAY)							
	1,505.05-	1,750.00	14,000.00	2,164.69	11,824.02	670.93	112.98	557.95
019	9022 OHIO SCHOOL COUNSELOR ASSN AWARD (FARBIZO)							
	379.84	0.00	0.00	0.00	0.00	379.84	0.00	379.84
019	9025 PERFORMING ARTS CENTERS FACILITY RENTAL							
	32,586.45	12,368.00	50,723.75	1,719.37	55,706.38	27,603.82	19,090.89	8,512.93
019	9026 ATHLETIC FACILITY RENTAL							
	52,165.44	22,107.50	46,202.75	13,406.00-	335.42-	98,703.61	39,522.99	59,180.62
019	9032 PHSC AM MATHEMATICAL SOCIETY AWARD (BALKO)							
	1,000.00	0.00	0.00	0.00	0.00	1,000.00	0.00	1,000.00
019	9035 FY12 JENNINGS -SUPERINTENDENT'S AWARD							
	3,376.26	0.00	0.00	0.00	0.00	3,376.26	0.00	3,376.26
019	9037 BATTELLE FOR KIDS (L ROSS Spec Ed)							
	5,398.64	0.00	0.00	0.00	0.00	5,398.64	0.00	5,398.64
019	9041 RJH-SCHOLARSHIP AMERICA (K OWEN)							
	0.00	0.00	2,000.00	0.00	0.00	2,000.00	0.00	2,000.00
019	9100 TRACK RENOVATION							
	1,500.00	0.00	0.00	0.00	0.00	1,500.00	0.00	1,500.00

Fund #	Fund Description	FYTD	MTD	FYTD	Current	Current+Future	Remaining	Bank	
Begin	Balance	Receipts	Expenditures	Expenditures	Fund Balance	Encumbrances	Fund Balance	Code	
019 9138	PLSD SPECIAL OLYMPICS	581.59	0.00	0.00	581.59	0.00	0.00	0.00	
019 9140	FUEL UP TO PLAY 60 SYCAMORE	900.00	0.00	0.00	845.05	54.95	0.00	54.95	
019 9200	NORTH HIGH SCHOOL OTHER GRANTS	27,839.47	657.69	19,363.34	3,811.93	24,733.48	22,469.33	960.70	21,508.63
019 9500	BAND UNIFORM REPLACEMENT FUND	90,828.65	0.00	13,304.87	28,661.70	91,521.50	12,612.02	0.00	12,612.02
019 9600	MUSIC REVOLVING FUND	49,007.00	0.00	0.00	0.00	49,007.00	49,007.00	0.00	49,007.00
TOTAL FOR Fund 019 - OTHER GRANT:		663,133.93	44,951.69	702,443.71	59,211.39	522,171.58	843,406.06	61,016.51	782,389.55
022 9000	FLEXIBLE SPENDING ACCOUNT	14,681.45	0.00	48,033.45	712.47	54,587.61	8,127.29	0.00	8,127.29
022 9005	SPECIAL OLYMPICS OF OHIO	0.00	0.00	7,563.35	0.00	1,100.27	6,463.08	0.00	6,463.08
022 9501	OHSAA TOURNAMENT - PHS CENTRAL	23,881.76	0.00	0.00	0.00	23,633.33	248.43	0.00	248.43
022 9502	PHSC OHSAA FOOTBALL AGENCY FUND	0.00	0.00	5,159.00	0.00	5,159.00	0.00	0.00	0.00
022 9503	OHSAA TOURNAMENT - PHS NORTH	33,833.69	0.00	34.00	0.00	31,751.34	2,116.35	0.00	2,116.35
022 9508	PHSC CDAB GIRLS TENNIS AGENCY FUND	0.00	0.00	650.00	0.00	692.60	42.60-	0.00	42.60-
022 9510	PHSC CDAB BOYS SOCCER AGENCY FUND	0.00	0.00	472.00	0.00	472.00	0.00	0.00	0.00
022 9512	PHSC CDAB GIRLS SOCCER AGENCY FUND	0.00	0.00	704.00	0.00	704.00	0.00	0.00	0.00
022 9516	PHSC CDAB GIRLS BKB AGENCY FUND	0.00	1,239.00	1,239.00	0.00	0.00	1,239.00	0.00	1,239.00
022 9522	PHSC CDAB WRESTLING AGENCY FUND	0.00	3,017.00	3,017.00	325.00	325.00	2,692.00	1,542.00	1,150.00

Fund #	Fund Description	FYTD	MTD	FYTD	Current	Current+Future	Remaining	Bank	
Begin	Balance	MTD Receipts	Receipts	Expenditures	Expenditures	Fund Balance	Encumbrances	Fund Balance	Code
022 9523	PHSC OHSAA WRESTLING AGENCY FUND	0.00	822.00	822.00	544.92	544.92	277.08	0.00	277.08
022 9526	PHSC CDAB BOYS CC AGENCY FUND	0.00	0.00	9,370.00	340.00	9,370.00	0.00	0.00	0.00
022 9531	PHSC OHSAA TRACK AGENCY FUND	0.00	0.00	0.00	0.00	0.01	0.01-	0.00	0.01-
022 9532	PHSN OHSAA FOOTBALL AGENCY FUND	0.00	0.00	18,118.00	263.23	18,118.00	0.00	0.00	0.00
022 9533	PHSN CDAB VOLLEYBALL AGENCY FUND	0.00	0.00	288.00	0.00	287.99	0.01	0.00	0.01
022 9539	PHSN CDAB BOYS SOCCER AGENCY FUND	0.00	0.00	1,506.00	0.00	1,506.00	0.00	0.00	0.00
022 9541	PHSN CDAB GIRLS SOCCER AGENCY FUND	0.00	0.00	1,440.00	0.00	1,440.00	0.00	0.00	0.00
022 9545	PHSN CDAB GIRLS BKB AGENCY FUND	0.00	707.00	707.00	0.00	0.00	707.00	0.00	707.00
022 9552	PHSN OHSAA WRESTLING AGENCY FUND	0.00	0.00	875.00	838.06	838.06	36.94	0.00	36.94
022 9556	PHSN OHSAA BOYS CC AGENCY FUND	0.00	0.00	15,000.00	0.00	15,000.00	0.00	0.00	0.00
022 9561	DISTRICT CHEERLEADING COMPETITION	0.00	8,351.00	8,351.00	560.00	560.00	7,791.00	1,262.90	6,528.10
TOTAL FOR Fund 022 - DISTRICT AGENCY:		72,396.90	14,136.00	123,348.80	3,583.68	166,090.13	29,655.57	2,804.90	26,850.67
024 9000	EMPLOYEE BENEFITS SELF-INSURANCE	12,512.72	0.00	0.00	0.00	0.00	12,512.72	0.00	12,512.72
TOTAL FOR Fund 024 - EMPLOYEE BENEFITS SELF INS.:		12,512.72	0.00	0.00	0.00	0.00	12,512.72	0.00	12,512.72
034 9003	OSFC CLASSROOM-FACILITY MAINTENANCE	3,697,092.25	0.00	209,583.20	104,746.87	790,690.57	3,115,984.88	82,480.79	3,033,504.09
034 9098	FAIRFIELD CLASSROOM FACILITY MAINT	199,648.90	0.00	0.00	0.00	0.00	199,648.90	0.00	199,648.90

Fund #	Fund Description	FYTD	MTD	FYTD	Current	Current+Future	Remaining	Bank
Begin Balance	MTD Receipts	Receipts	Expenditures	Expenditures	Fund Balance	Encumbrances	Fund Balance	Code
TOTAL FOR Fund 034 - CLASSROOM FACILITIES MAINT.:								
3,896,741.15	0.00	209,583.20	104,746.87	790,690.57	3,315,633.78	82,480.79	3,233,152.99	
035 9000 TERMINATION BENEFITS								
2,300,000.00	1,500,000.00	1,500,000.00	0.00	126,906.71	3,673,093.29	1,433.90	3,671,659.39	
TOTAL FOR Fund 035 - TERMINATION BENEFITS - HB426:								
2,300,000.00	1,500,000.00	1,500,000.00	0.00	126,906.71	3,673,093.29	1,433.90	3,671,659.39	
200 9111 CENTRAL ART CLUB								
1,149.32	0.00	90.00-	75.48	314.52-	1,373.84	0.00	1,373.84	
200 9117 CENTRAL SCIENCE OLYMPIAD								
0.00	0.00	950.00	0.00	550.00	400.00	0.00	400.00	
200 9118 CENTRAL ECOLOGY CLUB								
13.20	0.00	0.00	0.00	0.00	13.20	0.00	13.20	
200 9123 CENTRAL ASL CLUB								
0.00	0.00	26.58	0.00	0.00	26.58	0.00	26.58	
200 9125 CENTRAL FRENCH CLUB								
373.11	0.00	1,140.00	0.00	856.40	656.71	20.00	636.71	
200 9126 CENTRAL GERMAN CLUB								
1,453.34	251.00	1,654.00	557.70	1,534.11	1,573.23	20.00	1,553.23	
200 9128 CENTRAL SPANISH CLUB								
1,082.32	38.50	1,782.50	0.00	1,695.70	1,169.12	670.00	499.12	
200 9141 CENTRAL NATIONAL HONOR SOCIETY								
1,382.94	0.00	580.00	0.00	85.00	1,877.94	618.60	1,259.34	
200 9310 CENTRAL DECA CLUB								
36,562.29	1,745.95	13,560.74	1,638.06	13,973.30	36,149.73	5,250.00	30,899.73	
200 9320 CENTRAL FCCLA (FAMILY CAREER COMMUNITY LEAD)								
229.02	0.00	0.00	0.00	0.00	229.02	0.00	229.02	
200 9351 CENTRAL INDUSTRIAL TECH CLUB								
181.95	0.00	275.00	60.00	319.88	137.07	0.00	137.07	
200 9611 CENTRAL STUDENT COUNCIL								
6,893.61	0.00	8,380.82	0.00	6,646.49	8,627.94	30.00	8,597.94	
200 9614 RIDGEVIEW STUDENT COUNCIL								
8,831.59	0.00	0.00	3.00	831.61	7,999.98	0.00	7,999.98	

Fund #	Fund Description	FYTD	MTD	FYTD	Current	Current+Future	Remaining	Bank	
Begin Balance	MTD Receipts	Receipts	Expenditures	Expenditures	Fund Balance	Encumbrances	Fund Balance	Code	
200 9615	LAKEVIEW STUDENT COUNCIL	8,586.88	0.00	400.70	299.00	1,990.76	6,996.82	185.00	6,811.82
200 9630	CENTRAL SADD	5,625.03	0.00	4,163.30	100.00	440.29	9,348.04	200.00	9,148.04
200 9632	PHSC SUNNY-SIDE UP PROGRAM	363.36	0.00	0.00	0.00	448.46	85.10-	0.00	85.10-
200 9643	CENTRAL CLASS OF 2013 (CLOSED)	1,575.16	0.00	0.00	0.00	1,575.16	0.00	0.00	0.00
200 9644	CENTRAL CLASS OF 2014 (SENIOR)	1,071.41	0.00	450.00	0.00	165.00	1,356.41	1,323.59	32.82
200 9645	CENTRAL CLASS OF 2015 (JUNIOR)	1,274.26	0.00	360.00	0.00	1,750.00	115.74-	21,487.68	21,603.42-
200 9646	CENTRAL CLASS OF 2016 (SOPHOMORE)	0.00	0.00	0.00	0.00	0.00	0.00	5,000.00	5,000.00-
200 9647	CENTRAL CLASS OF 2017 (FRESHMEN)	0.00	0.00	6,822.40	0.00	4,503.67	2,318.73	0.00	2,318.73
200 9679	NORTH HIGH YEARBOOK	7,599.52	270.00	1,255.00	0.00	355.00	8,499.52	0.00	8,499.52
200 9680	CENTRAL HIGH YEARBOOK	14,089.00	0.00	595.00	0.00	10,893.94	3,790.06	0.00	3,790.06
200 9681	RIDGEVIEW YEARBOOK	3,368.88	0.00	48.00	0.00	3,297.52	119.36	0.00	119.36
200 9682	CENTRAL LITERARY MAGAZINE	658.68	0.00	0.00	0.00	658.68	0.00	0.00	0.00
200 9683	LAKEVIEW YEARBOOK	6,283.33	0.00	0.00	0.00	3,377.59	2,905.74	0.00	2,905.74
200 9691	CENTRAL INSIGHTS NEWSPAPER	658.63	0.00	0.00	0.00	0.00	658.63	0.00	658.63
200 9901	NORTH ART CLUB	297.22	20.00	481.50	0.00	12.00	766.72	15.00	751.72
200 9903	NORTH FRENCH CLUB	311.45	0.00	0.00	0.00	0.00	311.45	0.00	311.45

Fund #	Fund Description	FYTD	MTD	FYTD	Current	Current+Future	Remaining	Bank
Begin	Balance	Receipts	Expenditures	Expenditures	Fund Balance	Encumbrances	Fund Balance	Code
200 9904	NORTH GERMAN CLUB	393.93	0.00	0.00	0.00	393.93	0.00	393.93
200 9905	NORTH SPANISH CLUB	252.30	0.00	0.00	0.00	252.30	0.00	252.30
200 9906	NORTH NATIONAL HONOR SOCIETY	3,847.16	0.00	420.00	0.00	4,267.16	495.00	3,772.16
200 9907	NORTH FCCLA (FAMILY CAREER COMMUNITY LEAD)	368.94	0.00	0.00	0.00	368.94	0.00	368.94
200 9908	NORTH INDUSTRIAL TECH CLUB	75.00	0.00	0.00	0.00	75.00	0.00	75.00
200 9909	NORTH & CENTRAL SKI CLUB	8,855.71	80.00	19,620.00	0.00	19,865.00	2,478.86	6,131.85
200 9910	NORTH STUDENT COUNCIL	12,452.97	0.00	8,619.00	0.00	14,678.97	1,878.00	4,515.00
200 9911	NORTH SADD	16.03	0.00	0.00	0.00	16.03	0.00	16.03
200 9912	NORTH PEER MEDIATION	12.31	0.00	0.00	0.00	12.31	0.00	12.31
200 9913	NORTH STAR NEWSPAPER	1,099.25	401.00	601.00	0.00	1,138.00	0.00	562.25
200 9914	NORTH SCHOOL STORE	8,932.06	0.00	0.00	0.00	8,932.06	0.00	8,932.06
200 9915	NORTH SCIENCE OLYMPIAD	1,521.50	0.00	0.00	0.00	1,521.50	0.00	1,521.50
200 9928	JVS MULTI-MEDIA	1,626.28	0.00	1,773.00	0.00	415.30	0.00	2,983.98
200 9934	NORTH CLASS OF 2013 (CLOSED)	2,640.30	0.00	0.00	0.00	2,640.30	0.00	0.00
200 9935	NORTH CLASS OF 2014 (SENIOR)	2,895.11	0.00	2,325.66	0.00	0.00	40.00	5,180.77
200 9936	NORTH CLASS OF 2015 (JUNIOR)	554.55	2,468.00	2,468.00	0.00	0.00	1,770.75	1,251.80

Fund #	Fund Description	FYTD	MTD	FYTD	Current	Current+Future	Remaining	Bank	
Begin	Balance	Receipts	Expenditures	Expenditures	Fund Balance	Encumbrances	Fund Balance	Code	
200 9937	NORTH CLASS OF 2016 (SOPHOMORE)	102.00	0.00	690.25	574.65	574.65	217.60	0.00	217.60
200 9938	NORTH CLASS OF 2017 (FRESHMEN)	0.00	0.00	551.00	0.00	331.75	219.25	0.00	219.25
200 9982	NORTH LITERARY MAGAZINE	632.85	0.00	0.00	0.00	0.00	632.85	0.00	632.85
TOTAL FOR Fund 200 - STUDENT MANAGED ACTIVITY:		156,193.75	5,274.45	79,903.45	3,307.89	95,290.01	140,807.19	41,482.48	99,324.71
300 9100	CENTRAL HIGH SCHOOL PARKING	12,494.42	120.00	5,004.50	0.00	0.00	17,498.92	0.00	17,498.92
300 9113	CENTRAL HIGH SCHOOL THEATRE	16,289.80	0.00	9,324.47	2,519.17	19,872.85	5,741.42	7,860.00	2,118.58-
300 9114	NORTH HIGH SCHOOL THEATRE	61,151.56	1,597.00	16,225.10	3,420.56	33,623.91	43,752.75	24,690.42	19,062.33
300 9200	NORTH HIGH SCHOOL PARKING	15,964.81	305.00	8,430.00	0.00	0.00	24,394.81	0.00	24,394.81
300 9501	CENTRAL/RIDGEVIEW ATHLETICS	130,968.35	22,448.64	153,352.77	20,487.62	155,867.18	128,453.94	41,111.71	87,342.23
300 9503	NORTH/LAKEVIEW ATHLETICS	300,840.99	12,182.80	209,409.00	13,975.40	224,192.43	286,057.56	64,334.71	221,722.85
TOTAL FOR Fund 300 - DISTRICT MANAGED ACTIVITY:		537,709.93	36,653.44	401,745.84	40,402.75	433,556.37	505,899.40	137,996.84	367,902.56
432 0000	EMIS	894.50	0.00	0.00	0.00	894.60	0.10-	0.00	0.10-
TOTAL FOR Fund 432 - MANAGEMENT INFORMATION SYSTEM		894.50	0.00	0.00	0.00	894.60	0.10-	0.00	0.10-
451 9014	FY14 OECN ONEnet	0.00	0.00	12,600.00	0.00	0.00	12,600.00	0.00	12,600.00
TOTAL FOR Fund 451 - DATA COMMUNICATION FUND:		0.00	0.00	12,600.00	0.00	0.00	12,600.00	0.00	12,600.00
460 9001	FY01 SUMMER SCHOOL SUBSIDY	1,552.36	0.00	0.00	0.00	0.00	1,552.36	0.00	1,552.36

Fund #	Fund Description	FYTD	MTD	FYTD	Current	Current+Future	Remaining	Bank
Begin Balance	MTD Receipts	Receipts	Expenditures	Expenditures	Fund Balance	Encumbrances	Fund Balance	Code
TOTAL FOR Fund 460 - SUMMER INTERVENTION:								
	1,552.36	0.00	0.00	0.00	0.00	1,552.36	0.00	1,552.36
463 9000	PICKERINGTON COMMUNITY SCHOOL							
	177,307.05	0.00	162,257.22	38,421.33	327,782.65	11,781.62	44,977.00	33,195.38-
TOTAL FOR Fund 463 - ALTERNATIVE SCHOOLS:								
	177,307.05	0.00	162,257.22	38,421.33	327,782.65	11,781.62	44,977.00	33,195.38-
499 9113	FY14 PSYCH INTERN GRANT							
	0.00	0.00	34,228.52	6,199.13	40,226.78	5,998.26-	0.00	5,998.26-
TOTAL FOR Fund 499 - MISCELLANEOUS STATE GRANT FUN								
	0.00	0.00	34,228.52	6,199.13	40,226.78	5,998.26-	0.00	5,998.26-
506 9013	FY13 RACE TO THE TOP							
	4,555.22	0.00	34,004.82	0.00	38,560.04	0.00	0.00	0.00
506 9014	FY14 RACE TO THE TOP							
	0.00	26,635.85	26,635.85	0.00	21,635.85	5,000.00	0.00	5,000.00
506 9813	FY13 Rttt ENTRY YEAR PROGRAM							
	0.00	0.00	8,400.00	0.00	8,400.00	0.00	0.00	0.00
506 9913	FY13 Rttt MINI-GRANT							
	11,339.50	0.00	0.00	0.00	11,339.50	0.00	0.00	0.00
506 9914	FY14 Rttt MINI-GRANT							
	0.00	0.00	19,800.00	0.00	19,800.00	0.00	0.00	0.00
TOTAL FOR Fund 506 - RACE TO THE TOP:								
	15,894.72	26,635.85	88,840.67	0.00	99,735.39	5,000.00	0.00	5,000.00
516 9013	FY13 PART B							
	12,765.59	0.00	201,220.66	0.00	213,986.25	0.00	0.00	0.00
516 9014	FY14 IDEA PART B							
	0.00	107,858.95	716,190.93	110,036.50	721,227.43	5,036.50-	46,001.02	51,037.52-
TOTAL FOR Fund 516 - IDEA PART B GRANTS:								
	12,765.59	107,858.95	917,411.59	110,036.50	935,213.68	5,036.50-	46,001.02	51,037.52-
551 9013	FY13 TITLE III LEP							
	1,400.00	0.00	96.23	0.00	1,496.23	0.00	0.00	0.00
551 9014	FY14 TITLE III LEP							
	0.00	0.00	17,951.64	4,153.68	21,960.64	4,009.00-	2,639.25	6,648.25-

Fund #	Fund Description	FYTD	MTD	FYTD	Current	Current+Future	Remaining	Bank
Begin Balance	MTD Receipts	Receipts	Expenditures	Expenditures	Fund Balance	Encumbrances	Fund Balance	Code
551 9914	FY14 TITLE III IMMIGRANT							
0.00	0.00	1,445.00	0.00	1,105.00	340.00	1,080.00	740.00-	
TOTAL FOR Fund 551 - LIMITED ENGLISH PROFICIENCY:								
1,400.00	0.00	19,492.87	4,153.68	24,561.87	3,669.00-	3,719.25	7,388.25-	
572 9013	FY13 TITLE I							
38,790.66	0.00	24,817.26	0.00	63,607.92	0.00	0.00	0.00	
572 9014	FY14 TITLE I							
0.00	56,340.02	338,973.93	79,689.30	362,663.23	23,689.30-	15,427.32	39,116.62-	
TOTAL FOR Fund 572 - TITLE I DISADVANTAGED CHILDRE								
38,790.66	56,340.02	363,791.19	79,689.30	426,271.15	23,689.30-	15,427.32	39,116.62-	
590 9013	FY13 TITLE IIa							
4,483.17	0.00	11,317.83	0.00	15,801.00	0.00	0.00	0.00	
590 9014	FY14 TITLE IIA							
0.00	5,173.00	28,911.32	4,049.00	28,860.32	51.00	48,594.38	48,543.38-	
TOTAL FOR Fund 590 - IMPROVING TEACHER QUALITY:								
4,483.17	5,173.00	40,229.15	4,049.00	44,661.32	51.00	48,594.38	48,543.38-	
599 9014	FY14 TEAM NUTRITION GRANT							
0.00	0.00	1,500.00	0.00	1,500.00	0.00	0.00	0.00	
599 9140	BWC REBATE							
0.00	0.00	357.83	0.00	0.00	357.83	0.00	357.83	
599 9217	FY13 21st CCLC (JH)							
28,954.79-	0.00	33,534.59	0.00	4,579.80	0.00	0.00	0.00	
TOTAL FOR Fund 599 - MISCELLANEOUS FED. GRANT FUND								
28,954.79-	0.00	35,392.42	0.00	6,079.80	357.83	0.00	357.83	
GRAND TOTALS:								
48,874,329.30	14,011,543.42	84,578,538.27	10,885,882.98	86,414,355.70	47,038,511.87	5,511,525.25	41,526,986.62	

	Money Market Accounts				Total Money Market Investments	#2272 HNB CDARS	#2316 TriState CDARS	#2305 HNB CDARS	#2310 HNB CDARS	# 2317 HNB CDARS	#2283 FFCB	#2327 USBank/ Baird	Total Term Security Investments	GRAND TOTAL
	Huntington - 1111	Huntington - 1108	HNB MMAX - 6365	StarOhio -357										
Interest Rate	0.050%	0.050%	0.200%	0.020%		0.350%	0.600%	0.300%	0.350%	0.300%	0.326%			BY FUND
Investment Term	2323	2324	2325	2326		05/30/13 05/29/14	08/16/12 08/14/14	11/21/13 11/20/14	12/05/13 12/04/14	01/09/14 01/08/15	04/24/13 07/15/15	11/05/13 ??????		
001-xxxx	(\$516,937.43)		\$768.23	\$1,851,602.63	\$1,335,433.43		\$1,512,417.20	\$2,000,000.00		\$1,000,000.00	\$999,150.00	\$7,000,701.96	\$12,512,269.16	\$13,847,702.59
002-9001	\$814,762.05		\$5,007,182.64	\$0.00	\$5,821,944.69	\$2,000,000.00			\$2,000,000.00				\$4,000,000.00	\$9,821,944.69
002-9002	\$190,270.21			\$0.00	\$190,270.21								\$0.00	\$190,270.21
003-0000	\$1,283,549.43				\$1,283,549.43								\$0.00	\$1,283,549.43
003-9002					\$0.00								\$0.00	\$0.00
003-9013	\$885,623.78				\$885,623.78								\$0.00	\$885,623.78
003-9198	\$9,293.00				\$9,293.00								\$0.00	\$9,293.00
003-9200	\$854,237.25				\$854,237.25								\$0.00	\$854,237.25
004-9001					\$0.00								\$0.00	\$0.00
004-9009	\$0.00	\$500,684.09			\$500,684.09								\$0.00	\$500,684.09
004-9012	\$0.00	\$7,994.04			\$7,994.04								\$0.00	\$7,994.04
004-9013	\$0.00	\$61,221.51			\$61,221.51								\$0.00	\$61,221.51
004-9200		\$430,735.68			\$430,735.68								\$0.00	\$430,735.68
006-0000	\$1,459,060.99			\$0.00	\$1,459,060.99								\$0.00	\$1,459,060.99
007					\$0.00								\$0.00	\$0.00
009	\$0.00				\$0.00								\$0.00	\$0.00
010-9009	\$0.00	\$712,580.77			\$712,580.77								\$0.00	\$712,580.77
018				\$0.00	\$0.00								\$0.00	\$0.00
019					\$0.00								\$0.00	\$0.00
022					\$0.00								\$0.00	\$0.00
024					\$0.00								\$0.00	\$0.00
034-9003	\$3,115,984.88			\$0.00	\$3,115,984.88								\$0.00	\$3,115,984.88
034-9098	\$199,648.90				\$199,648.90								\$0.00	\$199,648.90
035-9000	\$3,673,093.29				\$3,673,093.29								\$0.00	\$3,673,093.29
200					\$0.00								\$0.00	\$0.00
300					\$0.00								\$0.00	\$0.00
432-0000	\$0.00				\$0.00								\$0.00	\$0.00
451-9014				\$0.00	\$0.00								\$0.00	\$0.00
460					\$0.00								\$0.00	\$0.00
463					\$0.00								\$0.00	\$0.00
499				\$0.00	\$0.00								\$0.00	\$0.00
506				\$0.00	\$0.00								\$0.00	\$0.00
516				\$0.00	\$0.00								\$0.00	\$0.00
551				\$0.00	\$0.00								\$0.00	\$0.00
572				\$0.00	\$0.00								\$0.00	\$0.00
590				\$0.00	\$0.00								\$0.00	\$0.00
599				\$0.00	\$0.00								\$0.00	\$0.00
ACCOUNT TOTAL	\$11,968,586.35	\$1,713,216.09	\$5,007,950.87	\$1,851,602.63	\$20,541,355.94	\$2,000,000.00	\$1,512,417.20	\$2,000,000.00	\$2,000,000.00	\$1,000,000.00	\$999,150.00	\$7,000,701.96	\$16,512,269.16	\$37,053,625.10

INVEST NO	ITEM NO	STS	ISSUE DATE	MATURITY DATE	DESCRIPTION	FUND NO	VENDOR NO	CANCEL DATE	INTEREST RATE	INVESTED AMOUNT
002283	01	00	04/24/2013	07/15/2015	FFCB #3133ECL85	001 0000	999911		0.3260 %	999,150.00
002305	01	00	11/21/2013	11/20/2014	HNB CDARS	001 0000	999911		0.3000 %	2,000,000.00
002316	01	00	08/16/2012	08/14/2014	TRISTATE CDARS #1014210284	001 0000	999911		0.6000 %	1,512,417.20
002317	01	00	01/09/2014	01/08/2015	HNB CDARS #1016200863	001 0000	999911		0.3000 %	1,000,000.00
002323	01	00	02/28/2014	03/31/2014	HNB MM-1111	001 0000	999911		0.0500 %	516,937.43-
002325	01	00	02/28/2014	03/31/2014	HNB MMAX	001 0000	999911		0.2000 %	768.23
002326	01	00	02/28/2014	03/31/2014	STAROHIO -357	001 0000	999911		0.0200 %	1,851,602.63
002327	01	00	02/28/2014	03/31/2014	USBank/Baird Securities	001 0000	999911		2.2500 %	7,000,701.96
* FUND TOTAL *										13,847,702.59
002272	01	00	05/30/2013	05/29/2014	HNB CDARS ?1013896069	002 9001	999911		0.3500 %	2,000,000.00
002310	01	00	12/05/2013	12/04/2014	HNB CDARS #1016083182	002 9001	999911		0.3000 %	2,000,000.00
002323	02	00	02/28/2014	03/31/2014	HNB MM-1111	002 9001	999911		0.0500 %	814,762.05
002325	02	00	02/28/2014	03/31/2014	HNB MMAX	002 9001	999911		0.2000 %	5,007,182.64
* FUND TOTAL *										9,821,944.69
002323	03	00	02/28/2014	03/31/2014	HNB MM-1111	002 9002	999911		0.0500 %	190,270.21
* FUND TOTAL *										190,270.21
002323	04	00	02/28/2014	03/31/2014	HNB MM-1111	003 0000	999911		0.0500 %	1,283,549.43
* FUND TOTAL *										1,283,549.43
002323	05	00	02/28/2014	03/31/2014	HNB MM-1111	003 9013	999911		0.0500 %	885,623.78
* FUND TOTAL *										885,623.78
002323	06	00	02/28/2014	03/31/2014	HNB MM-1111	003 9198	999911		0.0500 %	9,293.00

STATUS (STS) CODE: 00-ACTIVE 01-MATURED 02-CANCELLED

INVEST NO	ITEM NO	STS	ISSUE DATE	MATURITY DATE	DESCRIPTION	FUND NO	VENDOR NO	CANCEL DATE	INTEREST RATE	INVESTED AMOUNT
									* FUND TOTAL *	9,293.00
002323	07	00	02/28/2014	03/31/2014	HNB MM-1111	003 9200	999911		0.0500 %	854,237.25
									* FUND TOTAL *	854,237.25
002324	01	00	02/28/2014	03/31/2014	HNB MM-1108	004 9009	999911		0.0500 %	500,684.09
									* FUND TOTAL *	500,684.09
002324	02	00	02/28/2014	03/31/2014	HNB MM-1108	004 9012	999911		0.0500 %	7,994.04
									* FUND TOTAL *	7,994.04
002324	03	00	02/28/2014	03/31/2014	HNB MM-1108	004 9013	999911		0.0500 %	61,221.51
									* FUND TOTAL *	61,221.51
002324	04	00	02/28/2014	03/31/2014	HNB MM-1108	004 9200	999911		0.0500 %	430,735.68
									* FUND TOTAL *	430,735.68
002323	08	00	02/28/2014	03/31/2014	HNB MM-1111	006 0000	999911		0.0500 %	1,459,060.99
									* FUND TOTAL *	1,459,060.99
002324	05	00	02/28/2014	03/31/2014	HNB MM-1108	010 9009	999911		0.0500 %	712,580.77
									* FUND TOTAL *	712,580.77
002323	09	00	02/28/2014	03/31/2014	HNB MM-1111	034 9003	999911		0.0500 %	3,115,984.88
									* FUND TOTAL *	3,115,984.88
002323	10	00	02/28/2014	03/31/2014	HNB MM-1111	034 9098	999911		0.0500 %	199,648.90

STATUS (STS) CODE: 00-ACTIVE 01-MATURED 02-CANCELLED

INVEST NO	ITEM NO	STS	ISSUE DATE	MATURITY DATE	DESCRIPTION	FUND NO	VENDOR NO	CANCEL DATE	INTEREST RATE	INVESTED AMOUNT
* FUND TOTAL *									199,648.90	
002323	11	00	02/28/2014	03/31/2014	HNB MM-1111	035 9000	999911		0.0500 %	3,673,093.29
* FUND TOTAL *									3,673,093.29	
*** TOTAL INVESTMENTS ***									37,053,625.10	

STATUS (STS) CODE: 00-ACTIVE 01-MATURED 02-CANCELLED

Pickerington Local Schools
 Budget Account Summary
 SORTED BY FUND/OBJ 1DIG
 GENERAL FUND BUDGET SUMMARY BY OBJECT

FYTD Appropriated	Prior FY Carryover Encumbrances	FYTD Expendable	FYTD Actual Expenditures	MTD Actual Expenditures	Current + Future Encumbrances	FYTD Remaining Balance	FYTD Percent Exp/Enc
FUND: 001 (GENERAL)							
*****TOTAL FOR OBJ 1DIG 100 (PERSONAL SERVICES - SALARIES):							
53,364,394.48	0.00	53,364,394.48	35,215,127.15	4,404,761.88	0.00	18,149,267.33	65.99
=====							
*****TOTAL FOR OBJ 1DIG 200 (EMPLOYEES RETIRE. & INSUR. BEN):							
21,334,033.64	8,362.07	21,342,395.71	13,503,932.86	1,732,225.90	3,346.10	7,835,116.75	63.29
=====							
*****TOTAL FOR OBJ 1DIG 400 (PURCHASED SERVICES):							
14,605,870.00	1,267,749.59	15,873,619.59	9,795,192.56	682,905.00	2,781,792.46	3,296,634.57	79.23
=====							
*****TOTAL FOR OBJ 1DIG 500 (SUPPLIES AND MATERIALS):							
2,782,670.00	464,307.70	3,246,977.70	1,699,440.86	234,951.91	449,139.10	1,098,397.74	66.17
=====							
*****TOTAL FOR OBJ 1DIG 600 (CAPITAL OUTLAY):							
964,473.00	279,253.94	1,243,726.94	540,556.19	66,726.20	161,736.41	541,434.34	56.47
=====							
*****TOTAL FOR OBJ 1DIG 800 (MISCELLANEOUS OBJECTS):							
1,613,738.99	94,252.26	1,707,991.25	990,739.73	66,139.19	48,674.26	668,577.26	60.86
=====							
*****TOTAL FOR OBJ 1DIG 900 (OTHER USES OF FUNDS):							
0.00	0.00	0.00	2,500,000.00	2,500,000.00	0.00	2,500,000.00-	0.00
=====							
*****TOTAL FOR FUND 001 (GENERAL):							
94,665,180.11	2,113,925.56	96,779,105.67	64,244,989.35	9,687,710.08	3,444,688.33	29,089,427.99	69.94
=====							
*****GRAND TOTALS:							
94,665,180.11	2,113,925.56	96,779,105.67	64,244,989.35	9,687,710.08	3,444,688.33	29,089,427.99	69.94
=====							

SORTED BY FUND
 ALL FUNDS BUDGET SUMMARY BY FUND

FYTD Appropriated	Prior FY Carryover Encumbrances	FYTD Expendable	FYTD Actual Expenditures	MTD Actual Expenditures	Current + Future Encumbrances	FYTD Remaining Balance	FYTD Percent Exp/Enc
*****TOTAL FOR FUND 001 (GENERAL):							
94,665,180.11	2,113,925.56	96,779,105.67	64,244,989.35	9,687,710.08	3,444,688.33	29,089,427.99	69.94
=====							
*****TOTAL FOR FUND 002 (BOND RETIREMENT):							
14,694,249.00	0.00	14,694,249.00	11,986,737.66	0.00	0.00	2,707,511.34	81.57
=====							
*****TOTAL FOR FUND 003 (PERMANENT IMPROVEMENT):							
478,500.00	134,900.31	613,400.31	531,722.61	8,264.18	94,755.48	13,077.78	102.13
=====							
*****TOTAL FOR FUND 004 (BUILDING):							
900,000.00	1,828,488.11	2,728,488.11	2,114,791.70	135,176.00	624,203.14	10,506.73	100.39
=====							
*****TOTAL FOR FUND 006 (FOOD SERVICE):							
3,779,463.00	33,977.19	3,813,440.19	2,505,708.51	337,619.48	229,946.34	1,077,785.34	71.74
=====							
*****TOTAL FOR FUND 007 (SPECIAL TRUST):							
10,959.00	1,964.80	12,923.80	11,604.65	976.87	844.30	474.85	96.33
=====							
*****TOTAL FOR FUND 009 (UNIFORM SCHOOL SUPPLIES):							
413,971.00	20,987.72	434,958.72	287,937.74	9,080.13	54,789.04	92,231.94	78.80
=====							
*****TOTAL FOR FUND 010 (CLASSROOM FACILITIES):							
0.00	1,172,714.20	1,172,714.20	460,133.43	248,402.81	570,296.69	142,284.08	87.87
=====							
*****TOTAL FOR FUND 018 (PUBLIC SCHOOL SUPPORT):							
183,286.10	92,399.58	275,685.68	230,597.44	4,851.91	6,067.54	39,020.70	85.85
=====							
*****TOTAL FOR FUND 019 (OTHER GRANT):							
940,246.00	68,910.85	1,009,156.85	522,171.58	59,211.39	61,016.51	425,968.76	57.79
=====							

SORTED BY FUND
 ALL FUNDS BUDGET SUMMARY BY FUND

FYTD Appropriated	Prior FY Carryover Encumbrances	FYTD Expendable	FYTD Actual Expenditures	MTD Actual Expenditures	Current + Future Encumbrances	FYTD Remaining Balance	FYTD Percent Exp/Enc
*****TOTAL FOR FUND 022 (DISTRICT AGENCY):							
148,000.00	0.00	148,000.00	166,090.13	3,583.68	2,804.90	20,895.03	114.12
=====							
*****TOTAL FOR FUND 024 (EMPLOYEE BENEFITS SELF INS.):							
0.00	0.00	0.00	0.00	0.00	0.00	0.00	0.00
=====							
*****TOTAL FOR FUND 034 (CLASSROOM FACILITIES MAINT.):							
750,000.00	188,346.92	938,346.92	790,690.57	104,746.87	82,480.79	65,175.56	93.05
=====							
*****TOTAL FOR FUND 035 (TERMINATION BENEFITS - HB426):							
600,000.00	0.00	600,000.00	126,906.71	0.00	1,433.90	471,659.39	21.39
=====							
*****TOTAL FOR FUND 200 (STUDENT MANAGED ACTIVITY):							
220,000.00	4,610.30	224,610.30	95,290.01	3,307.89	41,482.48	87,837.81	60.89
=====							
*****TOTAL FOR FUND 300 (DISTRICT MANAGED ACTIVITY):							
600,000.00	80,378.01	680,378.01	433,556.37	40,402.75	137,996.84	108,824.80	84.01
=====							
*****TOTAL FOR FUND 416 (TEACHER DEVELOPMENT):							
0.00	0.00	0.00	0.00	0.00	0.00	0.00	0.00
=====							
*****TOTAL FOR FUND 432 (MANAGEMENT INFORMATION SYSTEM):							
0.00	894.50	894.50	894.60	0.00	0.00	0.10	100.01
=====							
*****TOTAL FOR FUND 440 (ENTRY YEAR PROGRAMS):							
0.00	0.00	0.00	0.00	0.00	0.00	0.00	0.00
=====							
*****TOTAL FOR FUND 451 (DATA COMMUNICATION FUND):							
25,200.00	0.00	25,200.00	0.00	0.00	0.00	25,200.00	0.00
=====							

SORTED BY FUND
 ALL FUNDS BUDGET SUMMARY BY FUND

FYTD Appropriated	Prior FY Carryover Encumbrances	FYTD Expendable	FYTD Actual Expenditures	MTD Actual Expenditures	Current + Future Encumbrances	FYTD Remaining Balance	FYTD Percent Exp/Enc
*****TOTAL FOR FUND 452 (SCHOOLNET PROFESS. DEVELOPMENT):							
0.00	0.00	0.00	0.00	0.00	0.00	0.00	0.00
=====							
*****TOTAL FOR FUND 459 (OHIO READS):							
0.00	0.00	0.00	0.00	0.00	0.00	0.00	0.00
=====							
*****TOTAL FOR FUND 463 (ALTERNATIVE SCHOOLS):							
800,000.00	54,702.01	854,702.01	327,782.65	38,421.33	44,977.00	481,942.36	43.61
=====							
*****TOTAL FOR FUND 499 (MISCELLANEOUS STATE GRANT FUND):							
65,290.04	0.00	65,290.04	40,226.78	6,199.13	0.00	25,063.26	61.61
=====							
*****TOTAL FOR FUND 504 (EDUCATION JOBS FUND):							
0.00	0.00	0.00	0.00	0.00	0.00	0.00	0.00
=====							
*****TOTAL FOR FUND 506 (RACE TO THE TOP):							
140,464.12	46,496.19	186,960.31	99,735.39	0.00	0.00	87,224.92	53.35
=====							
*****TOTAL FOR FUND 512 (IMPACT AID/SAFA MAINT/OPER AST):							
0.00	0.00	0.00	0.00	0.00	0.00	0.00	0.00
=====							
*****TOTAL FOR FUND 516 (IDEA PART B GRANTS):							
1,526,504.52	11,238.02	1,537,742.54	935,213.68	110,036.50	46,001.02	556,527.84	63.81
=====							
*****TOTAL FOR FUND 532 (FISCAL STABILIZATION FUND):							
0.00	0.00	0.00	0.00	0.00	0.00	0.00	0.00
=====							
*****TOTAL FOR FUND 533 (TITLE II D - TECHNOLOGY):							
0.00	0.00	0.00	0.00	0.00	0.00	0.00	0.00
=====							

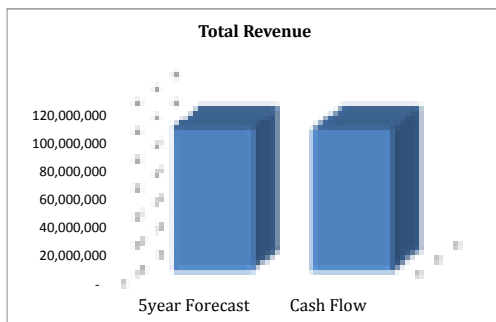
SORTED BY FUND
 ALL FUNDS BUDGET SUMMARY BY FUND

FYTD Appropriated	Prior FY Carryover Encumbrances	FYTD Expendable	FYTD Actual Expenditures	MTD Actual Expenditures	Current + Future Encumbrances	FYTD Remaining Balance	FYTD Percent Exp/Enc
*****TOTAL FOR FUND 551 (LIMITED ENGLISH PROFICIENCY):							
64,874.54	1,400.00	66,274.54	24,561.87	4,153.68	3,719.25	37,993.42	42.67
=====							
*****TOTAL FOR FUND 571 (REFUGEE CHILDREN SCHOOL IMPACT):							
0.00	0.00	0.00	0.00	0.00	0.00	0.00	0.00
=====							
*****TOTAL FOR FUND 572 (TITLE I DISADVANTAGED CHILDREN):							
924,452.31	3,436.26	927,888.57	426,271.15	79,689.30	15,427.32	486,190.10	47.60
=====							
*****TOTAL FOR FUND 573 (TITLE V INNOVATIVE EDUC PGM):							
0.00	0.00	0.00	0.00	0.00	0.00	0.00	0.00
=====							
*****TOTAL FOR FUND 584 (DRUG FREE SCHOOL GRANT FUND):							
0.00	0.00	0.00	0.00	0.00	0.00	0.00	0.00
=====							
*****TOTAL FOR FUND 590 (IMPROVING TEACHER QUALITY):							
118,377.83	1,228.35	119,606.18	44,661.32	4,049.00	48,594.38	26,350.48	77.97
=====							
*****TOTAL FOR FUND 599 (MISCELLANEOUS FED. GRANT FUND):							
1,500.00	32,579.80	34,079.80	6,079.80	0.00	0.00	28,000.00	17.84
=====							
*****GRAND TOTALS:							
122,050,517.57	5,893,578.68	127,944,096.25	86,414,355.70	10,885,882.98	5,511,525.25	36,018,215.30	71.85
=====							

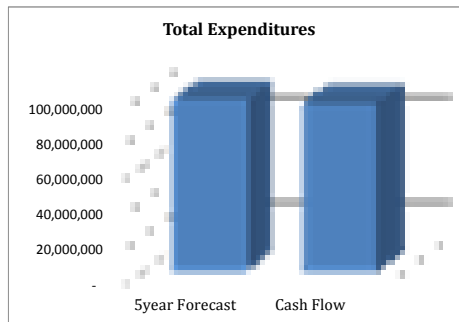
Five Year Forecast Comparison to Actual Cash Flow

	Difference	Proj. from Current 5year Forecast 2014	Proj. from Actual/Est. Cash Flow 2014	FYTD Actual Through Month Of: July - February	Estimated for Remaining Months
Revenue:					
1.010 - General Property Tax (Real Estate)	(40)	32,986,996	32,986,956	22,656,699	10,330,257
1.020 - Public Utility Personal Property	0	1,300,722	1,300,722	650,361	650,361
1.030 - Income Tax	(0)	15,115,365	15,115,365	11,364,503	3,750,862
1.035 - Unrestricted Grants-in-Aid	2	45,356,645	45,356,647	31,101,615	14,255,032
1.040 - 1.045 - Restricted Grants-in-Aid	0	278,070	278,070	182,991	95,079
1.050 - Property Tax Allocation	(0)	4,376,798	4,376,798	2,205,741	2,171,057
1.060 - All Other Operating Revenues	68,910	1,019,943	1,088,853	515,665	573,188
1.070 - Total Revenue	68,872	100,434,539	100,503,412	68,677,575	31,825,836
Other Financing Sources:					
2.070 - Total Other Financing Sources	446	51,040	51,486	51,486	-
2.080 - Total Revenues and Other Financing Sources	69,318	100,485,579	100,554,898	68,729,061	31,825,836
Expenditures:					
3.010 - Personnel Services	(123,857)	53,355,428	53,231,571	35,215,127	18,016,444
3.020 - Employees' Retirement/Insurance Benefits	(39,825)	20,803,686	20,763,861	13,503,932	7,259,929
3.030 - Purchased Services	(442,924)	15,529,730	15,086,806	9,795,193	5,291,613
3.040 - Supplies and Materials	104,217	2,271,853	2,376,070	1,699,441	676,629
3.050 - Capital Outlay	(355,521)	1,284,174	928,653	540,556	388,097
3.060 - 4.060 - Intergovernmental, Debt & Interest	-	-	-	-	-
4.300 - Other Objects	(329,936)	1,978,166	1,648,230	-	657,490
4.500 - Total Expenditures	(1,187,847)	95,223,039	94,035,192	60,754,249	32,290,203
Other Financing Uses:					
5.040 - Total Other Financing Uses	-	2,500,000	2,500,000	2,500,000	-
5.050 - Total Expenditures and Other Financing Uses	(1,187,847)	97,723,039	96,535,192	63,254,249	32,290,203
Excess of Rev & Other Financing Uses Over (Under)					
6.010 - Expenditures and Other Financing Uses	1,257,165	2,762,540	4,019,705	5,474,812	(464,367)
7.010 - Cash Balance July 1	1	17,547,585	17,547,587		
7.020 - Cash Balance June 30	1,257,166	20,310,126	21,567,292		

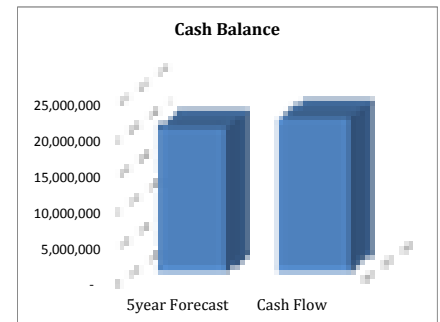
Projected Differences from 5year Forecast Actuals/Estimates as compared to Cash Flow Actual/Estimates



Dollar Variance: 69,318
Percent Variance: 0.07%



Dollar Variance: (1,187,847)
Percent Variance: -1.22%

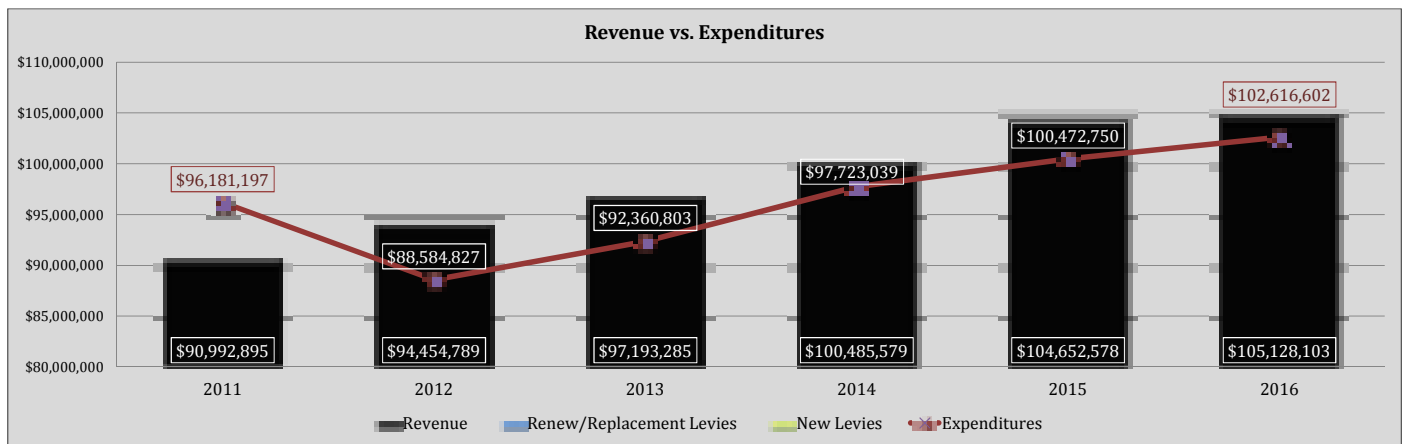


Dollar Variance: 1,257,166
Percent Variance: 6.19%

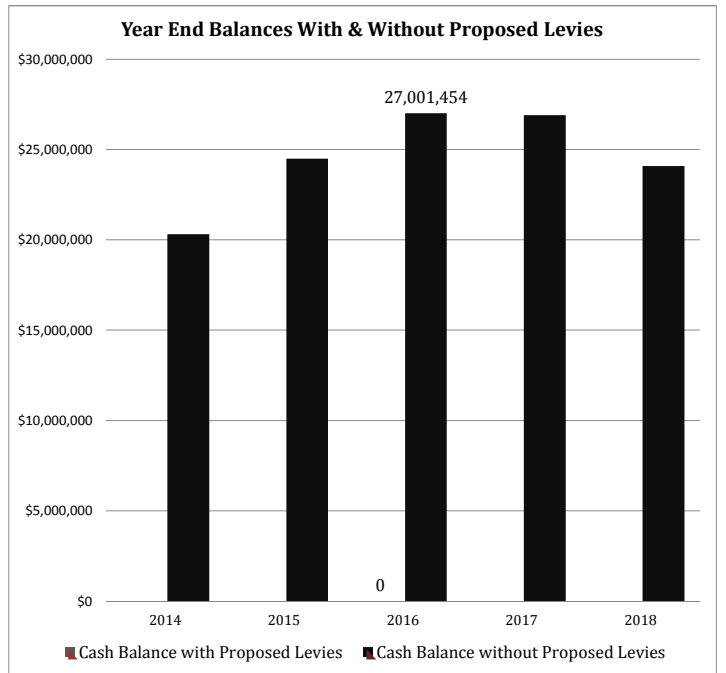
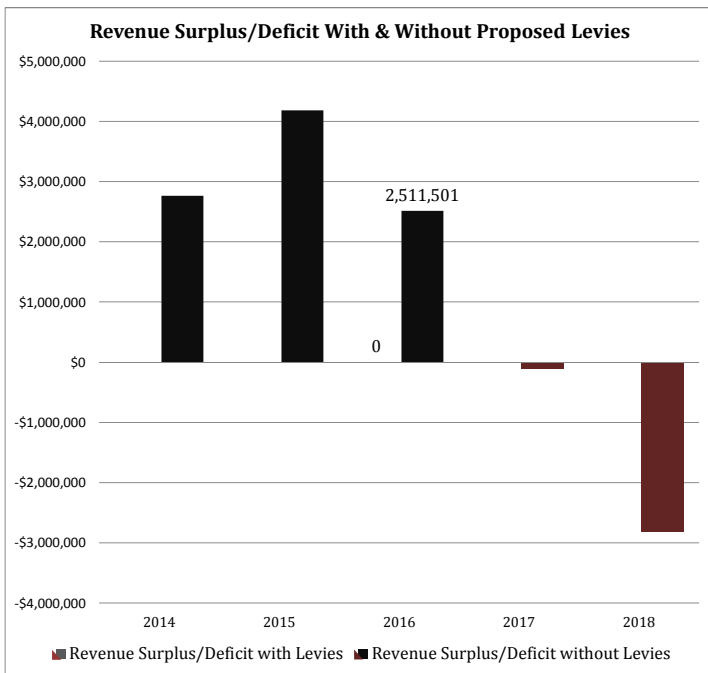
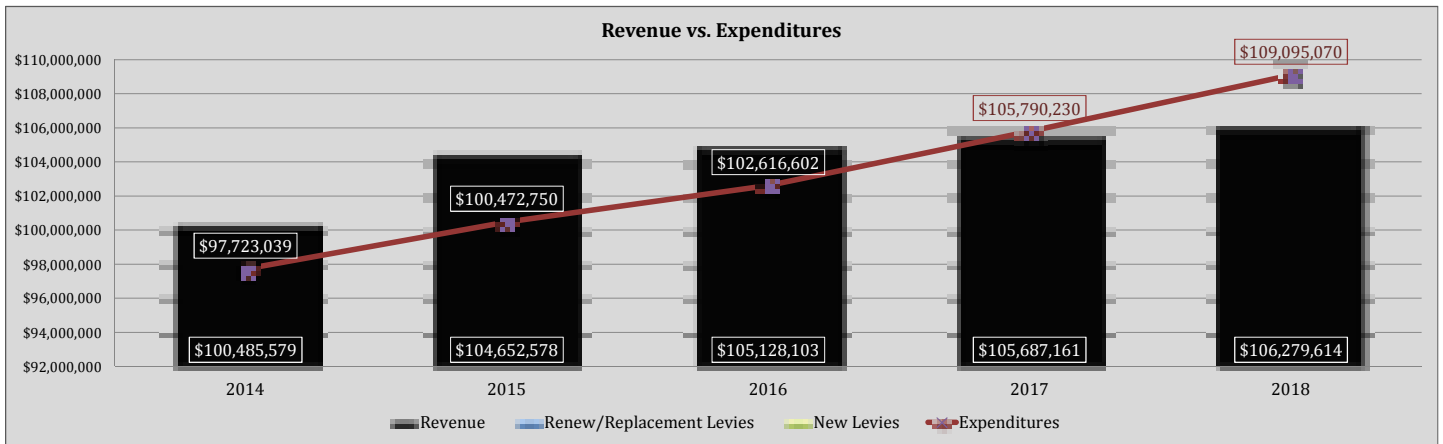
Income and Expense Simplified Statement - Historical and Projected Fiscal Years

Pickerington Local School District

	Fiscal Year 2011	Fiscal Year 2012	Fiscal Year 2013	Fiscal Year 2014	Fiscal Year 2015	Fiscal Year 2016
Beginning Balance	12,033,443	6,845,141	12,715,103	17,547,585	20,310,126	24,489,953
+ Revenue	90,992,895	94,454,789	97,193,285	100,485,579	104,652,578	105,128,103
+ Proposed Renew/Replacement Levies	-	-	-	-	-	-
+ Proposed New Levies	-	-	-	-	-	-
- Expenditures	(96,181,197)	(88,584,827)	(92,360,803)	(97,723,039)	(100,472,750)	(102,616,602)
= Revenue Surplus or Deficit	(5,188,302)	5,869,962	4,832,482	2,762,540	4,179,827	2,511,501
Ending Balance	6,845,141	12,715,103	17,547,585	20,310,126	24,489,953	27,001,454
Revenue Surplus or Deficit w/o Levies	(5,188,302)	5,869,962	4,832,482	2,762,540	4,179,827	2,511,501
Ending Balance w/o Levies	6,845,141	12,715,103	17,547,585	20,310,126	24,489,953	27,001,454



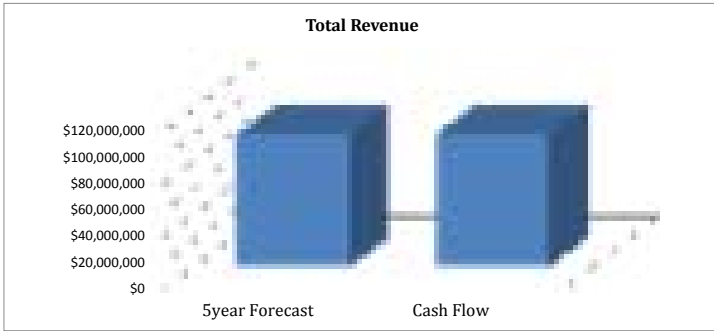
	Fiscal Year 2014	Fiscal Year 2015	Fiscal Year 2016	Fiscal Year 2017	Fiscal Year 2018
Beginning Balance	17,547,585	20,310,126	24,489,953	27,001,454	26,898,384
+ Revenue	100,485,579	104,652,578	105,128,103	105,687,161	106,279,614
+ Proposed Renew/Replacement Levies	-	-	-	-	-
+ Proposed New Levies	-	-	-	-	-
- Expenditures	(97,723,039)	(100,472,750)	(102,616,602)	(105,790,230)	(109,095,070)
= Revenue Surplus or Deficit	2,762,540	4,179,827	2,511,501	(103,069)	(2,815,456)
Ending Balance	20,310,126	24,489,953	27,001,454	26,898,384	24,082,928
Revenue Surplus or Deficit w/o Levies	2,762,540	4,179,827	2,511,501	(103,069)	(2,815,456)
Ending Balance w/o Levies	20,310,126	24,489,953	27,001,454	26,898,384	24,082,928



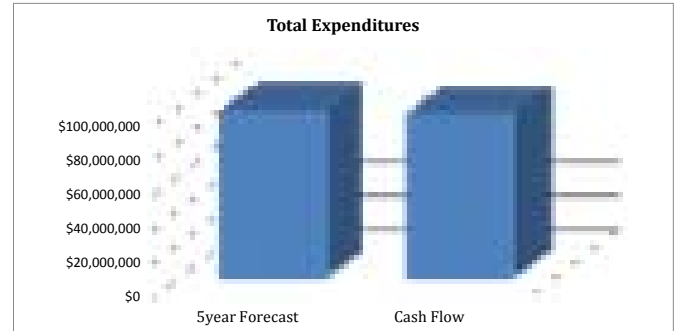
**District does not currently have any renewal, replacement or new levies proposed*

Cash Flow Graphs

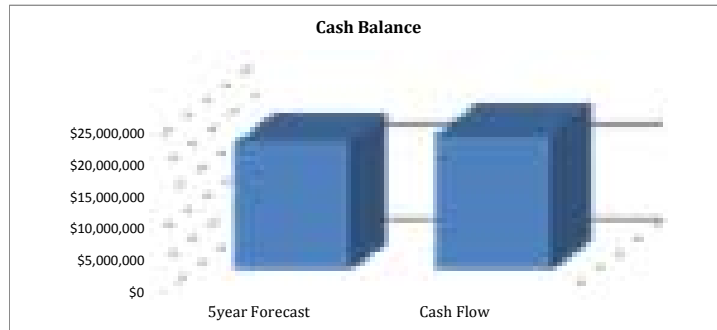
Pickerington Local School District



Dollar Variance: 69,318
 Percent Variance: 0.07%



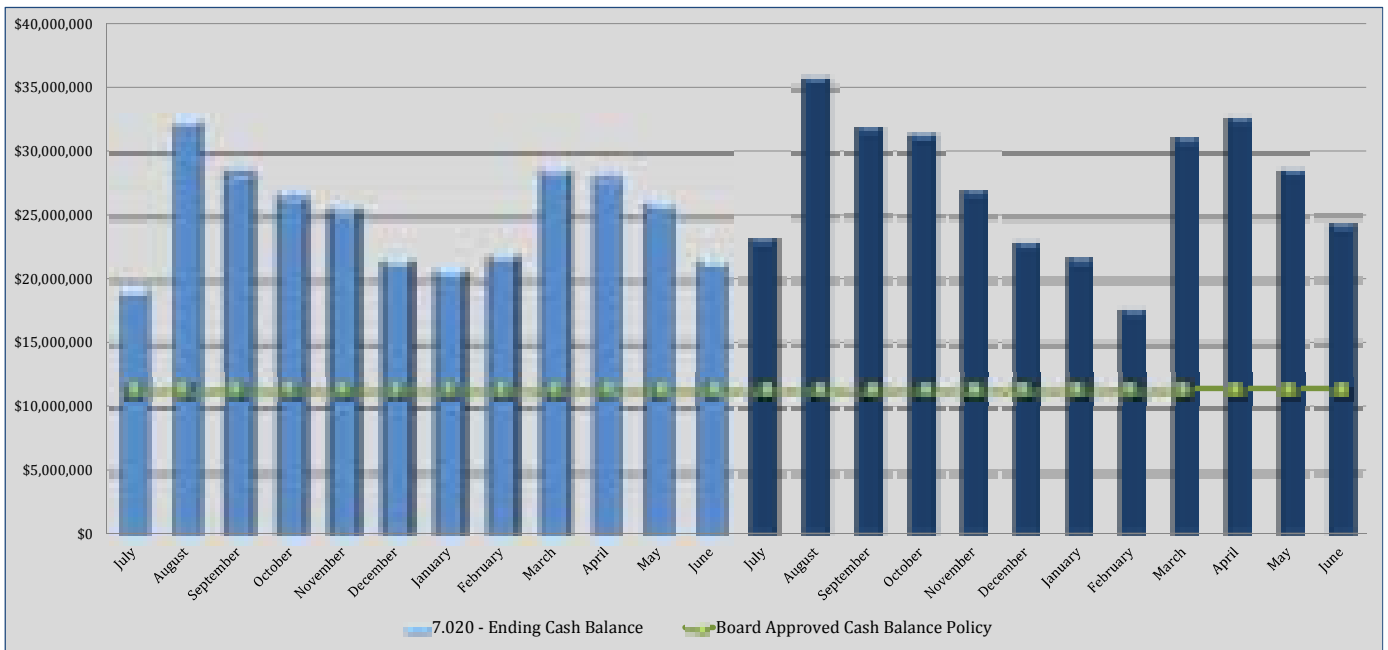
Dollar Variance: (1,187,847)
 Percent Variance: -1.25%



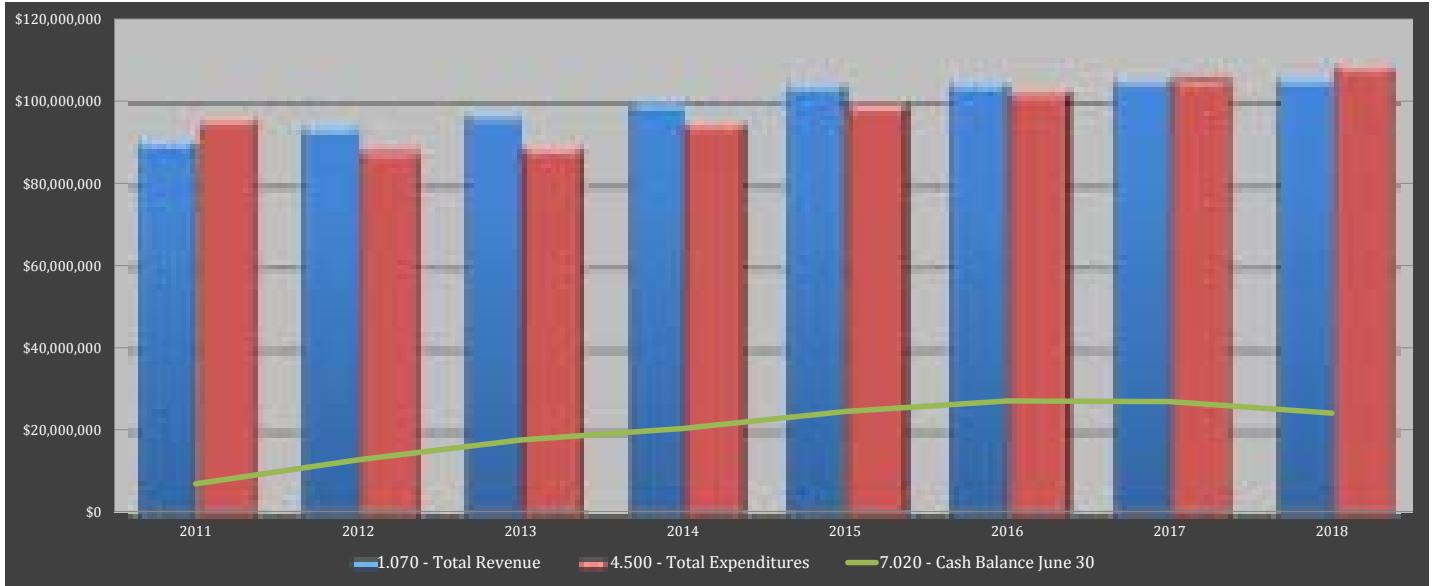
Dollar Variance: 1,257,166
 Percent Variance: 6.19%

Projected Monthly Cash Flow

Board Approved Cash Balance Policy \$ 11,386,948



2014 2015



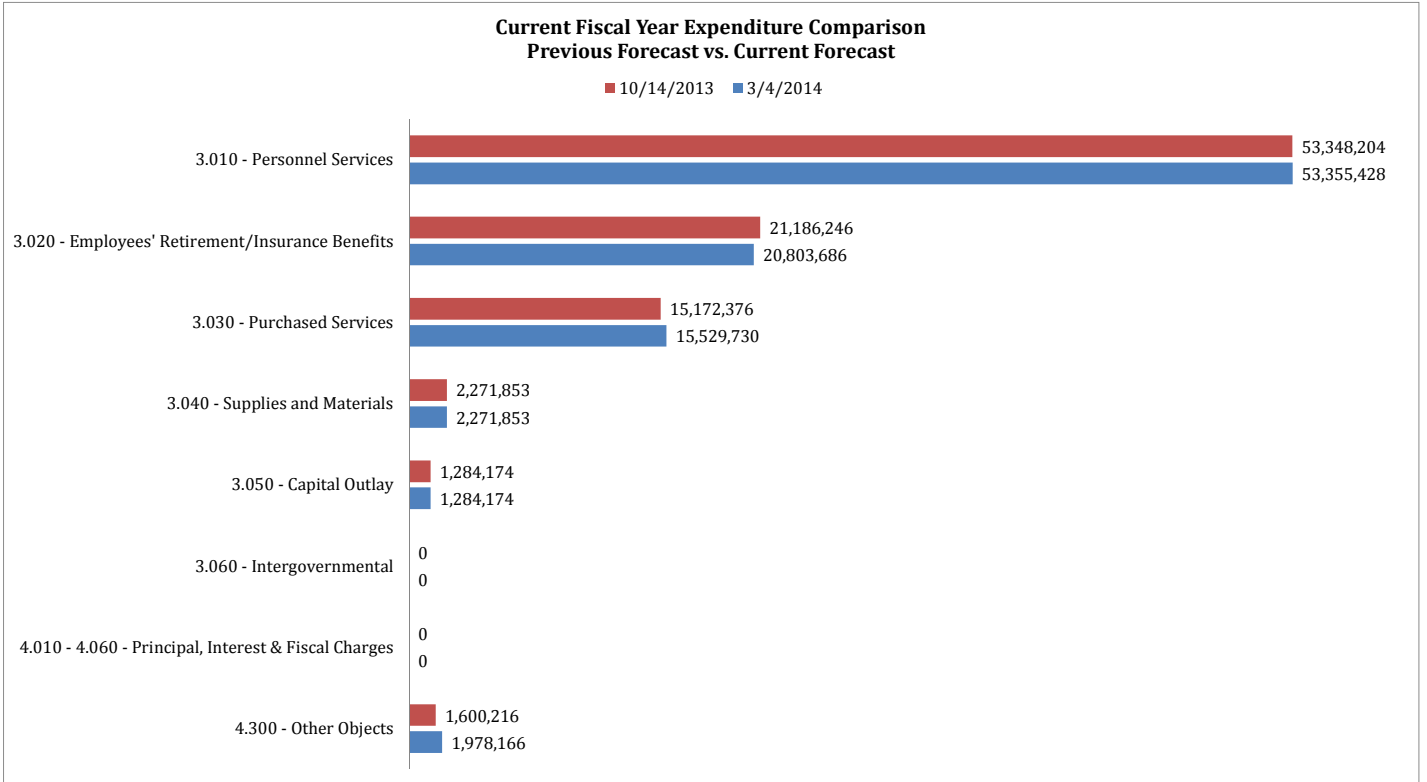
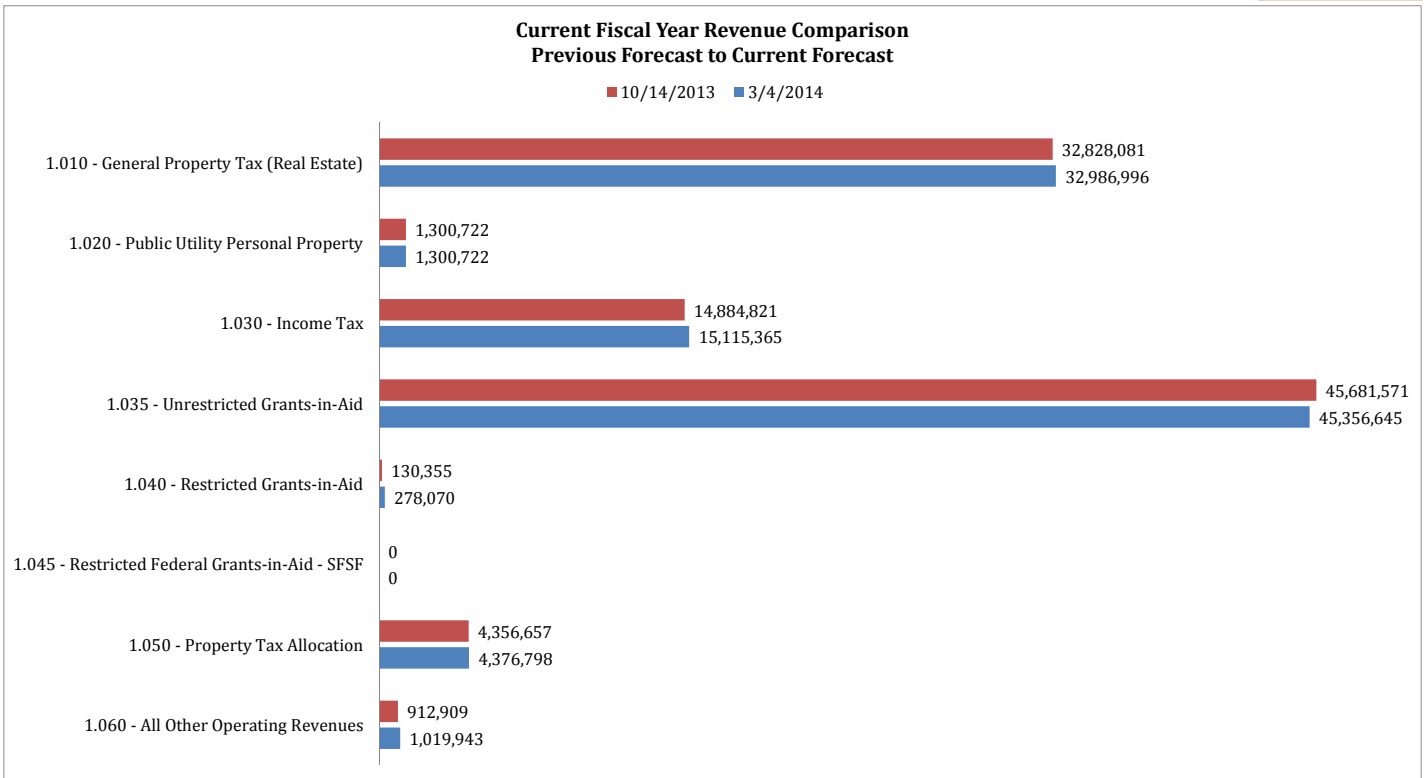
	ACTUAL			FORECASTED				
	2011	2012	2013	2014	2015	2016	2017	2018
1.070 - Total Revenue	90,950,874	94,427,231	97,189,987	100,434,539	104,652,578	105,128,103	105,687,161	106,279,614
4.500 - Total Expenditures	96,164,755	88,584,827	89,149,282	95,223,039	99,472,750	102,616,602	105,790,230	109,095,070
7.020 - Cash Balance June 30	6,845,141	12,715,103	17,547,585	20,310,126	24,489,953	27,001,454	26,898,384	24,082,928

Analysis:

Forecast Compare - Variance Graphs

For Fiscal Year: 2014

Freeze 5-Year
for Comparison



Previous Forecast Date: **10/14/2013**

Current Forecast Date: **3/4/2014**

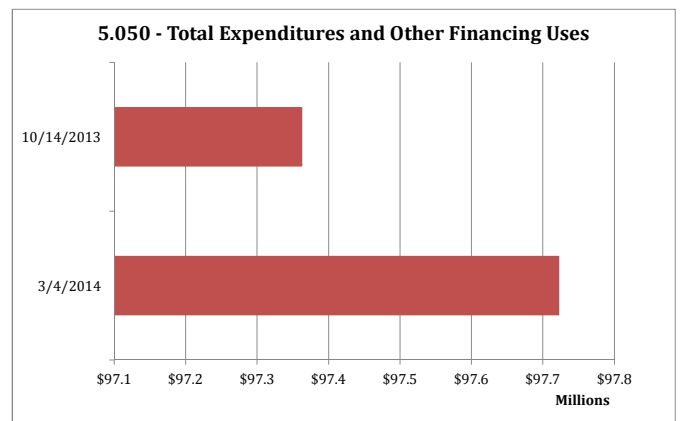
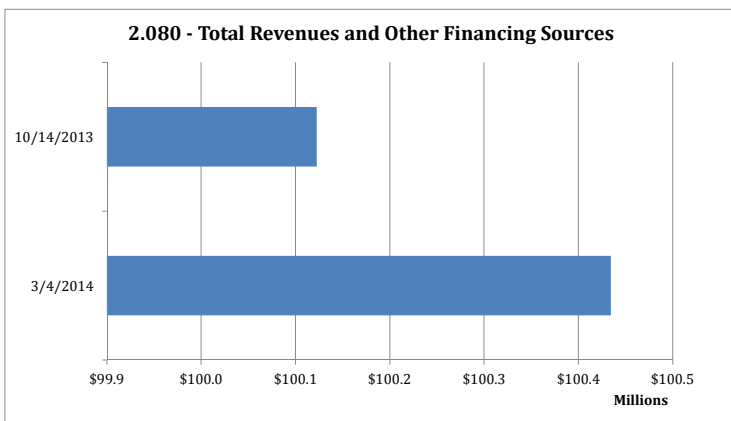
Forecast Compare - Compares Previous Forecast to Current Forecast

Pickerington Local School District

For Fiscal Year: 2014

Forecasted as of:

	10/14/2013	3/4/2014			
	Fiscal Year 2014	Fiscal Year 2014	Dollar Difference	Percentage Variance	
Revenue:					
1.010 - General Property Tax (Real Estate)	32,828,081	32,986,996	158,915	0.48%	Revenue Variance Notes: Pre-school funding per February #2 calculated at \$327,323---initial ODE estimates were \$583,502. Further adjustments to unrestricted aid as more detailed EMIS data emerges for October 14K. Main differences due to the unrestricted aid adjustments that continue to accumulate--per February #2 ODE payment, CTA restricted CTA funding back up to \$102,483 for FY 14. Also, Econ Disadvantaged funding moved to restricted funding, which accounts for the increase in Restricted Funding (Econ Disadvantaged funding estimated to be \$156,587).
1.020 - Public Utility Personal Property	1,300,722	1,300,722	-	0.00%	
1.030 - Income Tax	14,884,821	15,115,365	230,544	1.55%	
1.035 - Unrestricted Grants-in-Aid	45,681,571	45,356,645	(324,925)	-0.71%	
1.040 - Restricted Grants-in-Aid	130,355	278,070	147,715	113.32%	
1.045 - Restricted Federal Grants-in-Aid - SFSF	-	-	-	0	
1.050 - Property Tax Allocation	4,356,657	4,376,798	20,142	0.46%	
1.060 - All Other Operating Revenues	912,909	1,019,943	107,034	11.72%	
1.070 - Total Revenue	100,095,115	100,434,539	339,424	0.34%	
2.070 - Total Other Financing Sources	27,293	51,040	23,747	87.01%	
2.080 - Total Revenues and Other Financing Sources	100,122,408	100,485,579	363,171	0.36%	
Expenditures:					
3.010 - Personnel Services	53,348,204	53,355,428	7,224	0.01%	Expenditure Variance Notes: Initial estimates of family vs. single insurance choice costs for new EEs reduced by about 50%. Also accounting for savings generated by new opt-out payments. As of 1/31/14, new opt-out total of 11 employees, and 9 new employees chose to not take insurance---total annual savings estimated to be about \$150,000. Based on October 14K estimates of Open Enrollment Out, PLSD has 102.56 FTE students open enrolling to other district. This is compared to 68.85 FTE out in FY 13. Overall increase in anticipated OE Out costs of about \$190,000. Also increase in Community School/STEM of about \$115,000. Additionally, Pre-School Costs payable to Fairfield Co. ESC estimate increased by about \$60,000. Also still budgeting for possible \$377,950 MOE penalty.
3.020 - Employees' Retirement/Insurance Benefits	21,186,246	20,803,686	(382,560)	-1.81%	
3.030 - Purchased Services	15,172,376	15,529,730	357,354	2.36%	
3.040 - Supplies and Materials	2,271,853	2,271,853	-	0.00%	
3.050 - Capital Outlay	1,284,174	1,284,174	-	0.00%	
3.060 - Intergovernmental	-	-	-	0	
4.010 - 4.060 - Principal, Interest & Fiscal Charges	-	-	-	0	
4.300 - Other Objects	1,600,216	1,978,166	377,950	23.62%	
4.500 - Total Expenditures	94,863,070	95,223,039	359,969	0.38%	
5.040 - Total Other Financing Uses	2,500,000	2,500,000	-	0.00%	
5.050 - Total Expenditures and Other Financing Uses	97,363,070	97,723,039	359,969	0.37%	
6.010 - Revenue Surplus/(Shortfall) - Line 2.080, Less 5.050	2,759,338	2,762,540	3,202	0.12%	
7.010 - Cash Balance at Beginning of Year	17,547,585	17,547,585	-	0.00%	
7.020 - Cash Balance at End of Year [Line 7.010 +/- Line 6.010]	20,306,923	20,310,126	3,202	0.02%	
11.010 + 11.020 - Projected Renewal & Replacement Levies [Lines 1.010, 1.020, 1.030, 1.050, 1.070, 2.080]	-	-	-	0	
13.010 + 13.020 - Projected New Levies [Lines 1.010, 1.020, 1.030, 1.050, 1.070, 2.080]	-	-	-	0	
11.030 - Cumulative Projected Renewal/Replacement Levies	-	-	-	0	
13.030 - Cumulative Projected New Levies	-	-	-	0	
8.010 - End of Year Outstanding Purchase Orders	1,500,000	1,500,000	-	0.00%	



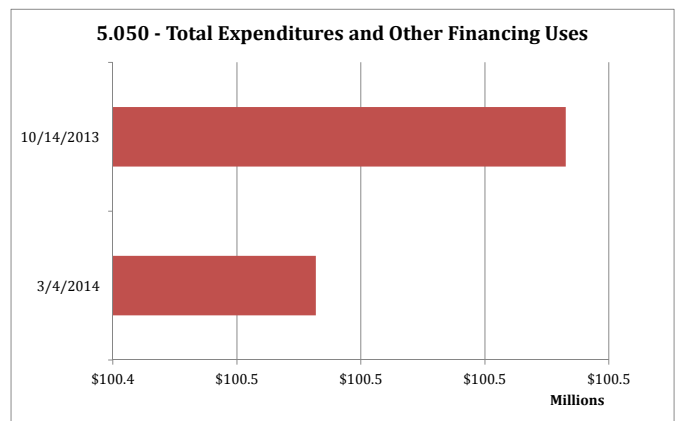
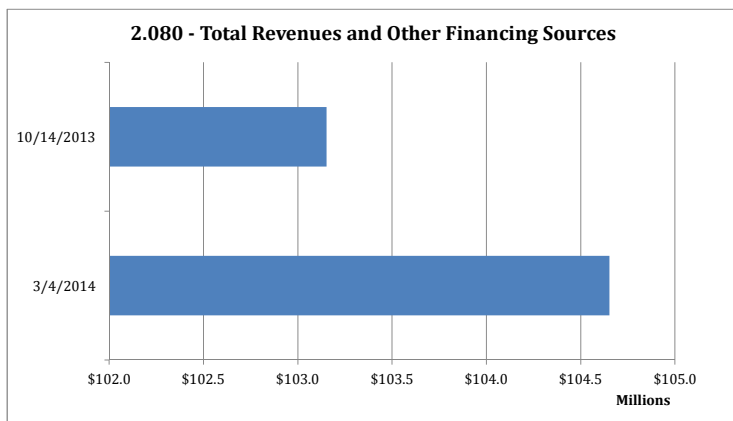
Forecast Compare - Compares Previous Forecast to Current Forecast

Pickerington Local School District

For Fiscal Year: 2015

Forecasted as of:

	10/14/2013	3/4/2014			
	Fiscal Year 2015	Fiscal Year 2015	Dollar Difference	Percentage Variance	
Revenue:					
1.010 - General Property Tax (Real Estate)	32,761,808	33,073,995	312,187	0.95%	Revenue Variance Notes: For RE taxes, updated estimated to CY 13 valuations and millages. Income Tax estimates increased due to current FY receipts being up by about 4%. For State Aid, continued increases in state share of state aid due to PLSD wealth per pupil decreasing as compared to state average.
1.020 - Public Utility Personal Property	1,300,722	1,300,722	-	0.00%	
1.030 - Income Tax	14,942,320	15,176,322	234,002	1.57%	
1.035 - Unrestricted Grants-in-Aid	48,768,801	49,580,967	812,166	1.67%	
1.040 - Restricted Grants-in-Aid	132,355	132,355	-	0.00%	
1.045 - Restricted Federal Grants-in-Aid - SFSF	-	-	-	0	
1.050 - Property Tax Allocation	4,324,350	4,358,075	33,725	0.78%	
1.060 - All Other Operating Revenues	922,038	1,030,142	108,104	11.72%	
1.070 - Total Revenue	103,152,393	104,652,578	1,500,184	1.45%	
2.070 - Total Other Financing Sources	-	-	-	0	
2.080 - Total Revenues and Other Financing Sources	103,152,393	104,652,578	1,500,184	1.45%	
Expenditures:					
3.010 - Personnel Services	56,039,949	56,090,668	50,719	0.09%	Expenditure Variance Notes: Decrease in estimate of how many new employees will take family insurance vs. single insurance. For purchased services, FY 15 OE out costs increased as a result of FY 14 increases in OE out. Additionally, Community School and STEM costs increase in FY14 affects FY15 estimates.
3.020 - Employees' Retirement/Insurance Benefits	22,793,659	22,350,978	(442,682)	-1.94%	
3.030 - Purchased Services	15,421,560	15,762,676	341,116	2.21%	
3.040 - Supplies and Materials	2,328,650	2,328,650	-	0.00%	
3.050 - Capital Outlay	1,284,174	1,284,174	-	0.00%	
3.060 - Intergovernmental	-	-	-	0	
4.010 - 4.060 - Principal, Interest & Fiscal Charges	-	-	-	0	
4.300 - Other Objects	1,645,022	1,655,605	10,583	0.64%	
4.500 - Total Expenditures	99,513,014	99,472,750	(40,264)	-0.04%	
5.040 - Total Other Financing Uses	1,000,000	1,000,000	-	0.00%	
5.050 - Total Expenditures and Other Financing Uses	100,513,014	100,472,750	(40,264)	-0.04%	
				0	
6.010 - Revenue Surplus/(Shortfall) - Line 2.080, Less 5.050	2,639,379	4,179,827	1,540,448	58.36%	
7.010 - Cash Balance at Beginning of Year	20,306,923	20,310,126	3,202	0.02%	
7.020 - Cash Balance at End of Year [Line 7.010 +/- Line 6.010]	22,946,302	24,489,953	1,543,650	6.73%	
11.010 + 11.020 - Projected Renewal & Replacement Levies [Lines 1.010, 1.020, 1.030, 1.050, 1.070, 2.080]	-	-	-	0	
13.010 + 13.020 - Projected New Levies [Lines 1.010, 1.020, 1.030, 1.050, 1.070, 2.080]	-	-	-	0	
11.030 - Cumulative Projected Renewal/Replacement Levies	-	-	-	0	
13.030 - Cumulative Projected New Levies	-	-	-	0	
8.010 - End of Year Outstanding Purchase Orders	1,500,000	1,500,000	-	0.00%	



Head Count Summary/Analysis

Pickerington Local School District

	2014	2015	2016	2017	2018	
Prior Year Actual/Estimated Enrollment (October Count)	<u>10,203</u>	10,195	10,212	10,175	10,076	
Projected Changes to Prior Year Enrollment						
Net All-Grade Level Mobility Factor (Change) to Prior Year	156	157	160	156	152	
Net Aggregate Manual Adjustments to Mobility Factor	49	0	0	0	0	
New Kindergartners In	612	630	613	600	600	
Loss of Seniors from Prior Year	-825	-770	-810	-855	-798	
Net Change in Outgoing and Incoming Pupils	-213	-140	-197	-255	-198	
Current Year Estimated Enrollment (Simulated October Count)	10,195	10,212	10,175	10,076	10,030	
District Head Count	Grade					
	K	612	630	613	600	600
	1	693	684	705	686	671
	2	705	706	697	718	699
	3	759	722	723	714	736
	4	747	769	732	733	723
	5	825	762	785	747	748
	6	807	842	778	801	762
	7	855	829	865	799	823
	8	870	862	835	872	805
	9	831	889	881	853	891
	10	892	832	890	882	854
	11	829	875	816	873	865
	12	770	810	855	798	853
Total Can Differ by Rounding	10,195	10,212	10,175	10,076	10,030	
Year-Over-Year Percentage Change	-0.08%	0.17%	-0.36%	-0.97%	-0.46%	

Historic vs. Projected Enrollment

